



WHEEL LUG NUTS & CAPS APPLICATION GUIDE 2023

www.fmsiinc.com

E-CAT LINE CODES:
EPICOR- FMH
WHI SOLUTIONS - FMI

FMSI EDELMANN FITTINGS

PROBLEM SOLVING AUTOMOTIVE HARDWARE

CANADA OFFICE: 1070 HERITAGE ROAD, BURLINGTON, ON L7L4X9 • USA OFFICE: 1550 FRANKLIN GROVE ROAD, DIXON, IL 61021
TOLL FREE: 800.651.7445 • FAX: 905.335.1829 • EMAIL: INFO@FMSIINC.COM • WEBSITE: FMSIINC.COM



Wheel Nuts

Over 80 New Part Numbers!

All Wheel Nuts Available in 5pk, 10pk & 25pk

Example: 3841-5 3841-10 3841-25 *Priced Per Package

M10 x 1.25

<p>Part # 3841</p>  <p>Chrome Acorn M10 x 1.25 Hex: 17mm Length 21mm Solid Steel</p> <p>Dorman: 611-096 Papco: 559-060</p>	<p>Part # 3842</p>  <p>Chrome Acorn M10 x 1.25 Hex: 19mm Length 35mm Solid Steel</p> <p>Dorman: N/A Papco: N/A</p>	<p>Part # 3801</p>  <p>Zinc Standard M12 x 1.25 Hex: 21mm Length 16mm Solid Steel</p> <p>Dorman: 611-065 Papco: 559-125</p>	<p>Part # 3813</p>  <p>Chrome Acorn M12 x 1.25 Hex: 21mm Length 35mm Solid Steel</p> <p>Dorman: 611-099 Papco: 559-065</p>	<p>Part # 3815</p>  <p>Chrome MAG Short M12 x 1.25 Hex: 21mm Length 37mm Solid Steel</p> <p>Dorman: 611-103 Papco: N/A</p>
------------------------------------------------------------------------------------------------------------------------------------------------------------------------------------------------------------------------------------------	-----------------------------------------------------------------------------------------------------------------------------------------------------------------------------------------------------------------------------------	--------------------------------------------------------------------------------------------------------------------------------------------------------------------------------------------------------------------------------------------	--------------------------------------------------------------------------------------------------------------------------------------------------------------------------------------------------------------------------------------------	---------------------------------------------------------------------------------------------------------------------------------------------------------------------------------------------------------------------------------------------

M12 x 1.25

<p>Part # 3827</p>  <p>Chrome Acorn M12 x 1.25 Hex: 19mm Length 35mm Solid Steel</p> <p>Dorman: 611-274 Papco: N/A</p>	<p>Part # 3831</p>  <p>Chrome Acorn Bulge M12 x 1.25 Hex: 21mm Length 35mm Solid Steel</p> <p>Dorman: 611-174 Papco: N/A</p>	<p>Part # 3836</p>  <p>Chrome MAG M12 x 1.25 Hex: 21mm Length 42mm Solid Steel</p> <p>Dorman: 611-107 Papco: 559-095</p>	<p>Part # 3850</p>  <p>Chrome Acorn M12 x 1.25 Hex: 21mm Length 29mm Solid Steel</p> <p>Dorman: 611-114 Papco: 559-114</p>	<p>Part # 3873</p>  <p>Zinc Standard M12 x 1.25 Hex: 19mm Length 16mm Solid Steel</p> <p>Dorman: 611-064 Papco: 559-064</p>
--------------------------------------------------------------------------------------------------------------------------------------------------------------------------------------------------------------------------------------	---------------------------------------------------------------------------------------------------------------------------------------------------------------------------------------------------------------------------------------------	-----------------------------------------------------------------------------------------------------------------------------------------------------------------------------------------------------------------------------------------	--------------------------------------------------------------------------------------------------------------------------------------------------------------------------------------------------------------------------------------------	----------------------------------------------------------------------------------------------------------------------------------------------------------------------------------------------------------------------------------------------

M12 x 1.25

<p>Part # 3876</p>  <p>Chrome Acorn M12 x 1.25 Hex: 21mm Length 29mm Solid Steel</p> <p>Dorman: 611-076 Papco: 559-078</p>	<p>Part # 3885 use 3894</p>  <p>Chrome MAG M12 x 1.25 Hex: 21mm Solid Steel</p>	<p>Part # 3894</p>  <p>Chrome Dome Top M12 x 1.25 Hex: 21mm Length 38mm Solid Steel</p> <p>Dorman: 611-210, 611-241, 611-294 Dorman: 611-119 Papco: N/A</p>	<p>Part # 6108</p>  <p>Chrome Open Bulge M12 x 1.25 Hex: 19mm Length 21mm Solid Steel</p> <p>Dorman: 611-260 Papco: N/A</p>	<p>Part # 6109</p>  <p>Chrome MAG Cragar M12 x 1.25 Hex: 21mm Length 57mm Solid Steel</p> <p>Dorman: 611-265 Papco: N/A</p>
--------------------------------------------------------------------------------------------------------------------------------------------------------------------------------------------------------------------------------------------	---------------------------------------------------------------------------------------------------------------------------------------------------------------------------------------------------------	----------------------------------------------------------------------------------------------------------------------------------------------------------------------------------------------------------------------------------------------------------------------------------	-----------------------------------------------------------------------------------------------------------------------------------------------------------------------------------------------------------------------------------------------	------------------------------------------------------------------------------------------------------------------------------------------------------------------------------------------------------------------------------------------------

M12 x 1.25

<p>Part # 6132</p>  <p>Chrome Acorn Bulge M12 x 1.25 Hex: 17mm Length 28mm Solid Steel</p> <p>Dorman: 611-966 Papco: N/A</p>	<p>Part # 6136</p>  <p>Chrome Acorn M12 x 1.25 Hex: 21mm Length 42mm Solid Steel</p> <p>Dorman: 611-254 Papco: N/A</p>	<p>Part # 6144</p>  <p>Chrome Locking M12 x 1.25 Hex: Length 36mm Solid Steel</p> <p>Dorman: N/A Papco: N/A</p>	<p>Part # 3804</p>  <p>Zinc Standard M12 x 1.50 Hex: 19mm Length 16mm Solid Steel</p> <p>Dorman: 611-062 Papco: 559-150</p>	<p>Part # 3805</p>  <p>Chrome Acorn M12 x 1.50 Hex: 19mm Length 35mm Solid Steel</p> <p>Dorman: 611-089 Dorman: 611-074, 611-084, 611-324, Dorman: 611-090 Papco: 559-190</p>
----------------------------------------------------------------------------------------------------------------------------------------------------------------------------------------------------------------------------------------------	-----------------------------------------------------------------------------------------------------------------------------------------------------------------------------------------------------------------------------------------	----------------------------------------------------------------------------------------------------------------------------------------------------------------------------------------------------------------------------------	-----------------------------------------------------------------------------------------------------------------------------------------------------------------------------------------------------------------------------------------------	----------------------------------------------------------------------------------------------------------------------------------------------------------------------------------------------------------------------------------------------------------------------------------------------------------

M12 x 1.50

<p>Part # 3828</p>  <p>Chrome Acorn M12 x 1.50 Hex: 21mm Length 35mm Solid Steel</p> <p>Dorman: 611-133 Papco: N/A</p>	<p>Part # 3832</p>  <p>Chrome Acorn Bulge M12 x 1.50 Hex: 21mm Length 35mm Solid Steel</p> <p>Dorman: 611-182 Papco: N/A</p>	<p>Part # 3837</p>  <p>Chrome Retainer M12 x 1.50 Hex: 21mm Length 31mm Solid Steel</p> <p>Dorman: 611-205 Papco: N/A</p>	<p>Part # 3838</p>  <p>Chrome Open Bulge M12 x 1.50 Hex: 19mm Length 21mm Solid Steel</p> <p>Dorman: 611-183 Papco: N/A</p>	<p>Part # 3840</p>  <p>Zinc Retainer M12 x 1.50 Hex: 19mm Length 28mm Solid Steel</p> <p>Dorman: 611-207 Papco: N/A</p>
----------------------------------------------------------------------------------------------------------------------------------------------------------------------------------------------------------------------------------------	-----------------------------------------------------------------------------------------------------------------------------------------------------------------------------------------------------------------------------------------------	--------------------------------------------------------------------------------------------------------------------------------------------------------------------------------------------------------------------------------------------	-----------------------------------------------------------------------------------------------------------------------------------------------------------------------------------------------------------------------------------------------	--------------------------------------------------------------------------------------------------------------------------------------------------------------------------------------------------------------------------------------------

Note: Installers are required to determine correct thread size, outside wrench diameter, overall length and seat style (where lug nut meets rim)

Wheel Nuts

Over 80 New Part Numbers!



M12 x 1.50

<p>Part # 3844</p>  <p>Chrome Open Bulge M12 x 1.50 Hex: 19mm Length 23mm Solid Steel</p> <p>Dorman: 611-235 Papco: 559-163</p>	<p>Part # 3845</p>  <p>Chrome Dome Top M12 x 1.50 Hex: 19mm Length 37mm Solid Steel</p> <p>Dorman: 611-136 Papco: 559-190</p>	<p>Part # 3846</p>  <p>Zinc External Thread M12 x 1.50 Hex: 19mm Length 28mm Solid Steel</p> <p>Dorman: 611-109 Papco: 559-191</p>	<p>Part # 3847</p>  <p>Chrome Flat Top M12 x 1.50 Hex: 19mm Length 42mm Solid Steel</p> <p>Dorman: 611-181 Papco: 559-181</p>	<p>Part # 3848</p>  <p>Zinc Standard M12 x 1.50 Hex: 21mm Length 16mm Solid Steel</p> <p>Dorman: 611-066 Papco: 559-172</p>
-----------------------------------------------------------------------------------------------------------------------------------------------------------------------------------------------------------------------------------------------	----------------------------------------------------------------------------------------------------------------------------------------------------------------------------------------------------------------------------------------------	---------------------------------------------------------------------------------------------------------------------------------------------------------------------------------------------------------------------------------------------------	-----------------------------------------------------------------------------------------------------------------------------------------------------------------------------------------------------------------------------------------------	----------------------------------------------------------------------------------------------------------------------------------------------------------------------------------------------------------------------------------------------

M12 x 1.50

<p>Part # 3849</p>  <p>Chrome Acorn Flange M12 x 1.50 Hex: 19mm Length 35mm Solid Steel</p> <p>Dorman: 611-238 Dorman: 611-208 Papco: 559-138</p>	<p>Part # 3861</p>  <p>Chrome MAG M12 x 1.50 Hex: 21mm Length 38mm Solid Steel</p> <p>Dorman: 611-117 / 611-211 Dorman: 611-220 Papco: 559-117</p>	<p>Part # 3869</p>  <p>Chrome Acorn M12 x 1.50 Hex: 21mm Length 26mm Solid Steel</p> <p>Dorman: 611-215 Papco: 559-141</p>	<p>Part # 3872</p>  <p>Chrome MAG (Toy/Lex) M12 x 1.50 Hex: 21mm Length 48mm Solid Steel</p> <p>Dorman: 611-167 Dorman: 611-212 Papco: 559-167</p>	<p>Part # 3875</p>  <p>Chrome Open Bulge M12 x 1.50 Hex: 19mm Length 24mm Solid Steel</p> <p>Radius Ball Seat Dorman: 611-075 Papco: N/A</p>
---------------------------------------------------------------------------------------------------------------------------------------------------------------------------------------------------------------------------------------------------------------------	-----------------------------------------------------------------------------------------------------------------------------------------------------------------------------------------------------------------------------------------------------------------------	-------------------------------------------------------------------------------------------------------------------------------------------------------------------------------------------------------------------------------------------	------------------------------------------------------------------------------------------------------------------------------------------------------------------------------------------------------------------------------------------------------------------------	--------------------------------------------------------------------------------------------------------------------------------------------------------------------------------------------------------------------------------------------------------------------------

M12 x 1.50

<p>Part # 3877</p>  <p>Chrome Acorn M12 x 1.50 Hex: 21mm Length 35mm Solid Steel</p> <p>Dorman: 611-100 Papco: 559-075</p>	<p>Part # 3878</p>  <p>Chrome Acorn Bulge M12 x 1.50 Hex: 19mm Length 19mm Solid Steel</p> <p>Radius Ball Seat Dorman: 611-144 Papco: N/A</p>	<p>Part # 3879</p>  <p>Chrome Acorn Bulge M12 x 1.50 Hex: 19mm Length 30mm Solid Steel</p> <p>Radius Ball Seat Dorman: 611-201 Papco: N/A</p>	<p>Part # 3892</p>  <p>Chrome Modified Acorn M12 x 1.50 Hex: 21mm Length 29mm Solid Steel</p> <p>Dorman: 711-312 Papco: N/A</p>	<p>Part # 3897</p>  <p>Chrome Retainer M12 x 1.50 Hex: 21mm Length 26mm Solid Steel</p> <p>Dorman: 611-219 Papco: N/A</p>
--------------------------------------------------------------------------------------------------------------------------------------------------------------------------------------------------------------------------------------------	---------------------------------------------------------------------------------------------------------------------------------------------------------------------------------------------------------------------------------------------------------------------------	---------------------------------------------------------------------------------------------------------------------------------------------------------------------------------------------------------------------------------------------------------------------------	---------------------------------------------------------------------------------------------------------------------------------------------------------------------------------------------------------------------------------------------------	----------------------------------------------------------------------------------------------------------------------------------------------------------------------------------------------------------------------------------------------

M12 x 1.50

<p>Part # 3899</p>  <p>Zinc Retainer M12 x 1.50 Hex: 19mm Length 26mm Solid Steel</p> <p>Dorman: 611-226 Papco: N/A</p>	<p>Part # 4683</p>  <p>Zinc External Thread M12 x 1.50 Hex: 19mm Length 31.25mm Solid Steel</p> <p>Dorman: 611-150 Papco: 559-192</p>	<p>Part # 6100</p>  <p>Zinc Open Bulge M12 x 1.50 Hex: 19mm Length 28mm Solid Steel</p> <p>Dorman: 611-227 Papco: N/A</p>	<p>Part # 6101</p>  <p>Chrome Retainer M12 x 1.50 Hex: 19mm Length 37mm Solid Steel</p> <p>Dorman: 611-229 Papco: N/A</p>	<p>Part # 6104</p>  <p>Chrome Acorn M12 x 1.50 Hex: 21mm Length 33mm Solid Steel</p> <p>Dorman: 611-209 Dorman: 611-238 Papco: N/A</p>
-----------------------------------------------------------------------------------------------------------------------------------------------------------------------------------------------------------------------------------------	--------------------------------------------------------------------------------------------------------------------------------------------------------------------------------------------------------------------------------------------------------	--------------------------------------------------------------------------------------------------------------------------------------------------------------------------------------------------------------------------------------------	---------------------------------------------------------------------------------------------------------------------------------------------------------------------------------------------------------------------------------------------	---------------------------------------------------------------------------------------------------------------------------------------------------------------------------------------------------------------------------------------------------------------

M12 x 1.50

<p>Part # 6105</p>  <p>Zinc Open Bulge M12 x 1.50 Hex: 19mm Length 24mm Solid Steel</p> <p>Radius Ball Seat Dorman: 611-239 Papco: N/A</p>	<p>Part # 6112</p>  <p>Chrome Acorn Bulge M12 x 1.50 Hex: 19mm Length 39mm Solid Steel</p> <p>Dorman: 611-284 Papco: N/A</p>	<p>Part # 6113</p>  <p>Chrome Acorn Bulge M12 x 1.50 Hex: 19mm Length 63mm Solid Steel</p> <p>Dorman: 611-286 Papco: N/A</p>	<p>Part # 6117</p>  <p>Chrome Acorn Bulge M12 x 1.50 Hex: 19mm Length 35mm Solid Steel</p> <p>Radius Ball Seat Dorman: 611-138 Dorman: 711-300 Papco: N/A</p>	<p>Part # 6119</p>  <p>Chrome Acorn M12 x 1.50 Hex: 19mm Length 32mm Solid Steel</p> <p>Dorman: 611-221 / 611-303 Dorman: 611-301 Papco: 559-087</p>
-----------------------------------------------------------------------------------------------------------------------------------------------------------------------------------------------------------------------------------------------------------------------	-----------------------------------------------------------------------------------------------------------------------------------------------------------------------------------------------------------------------------------------------	-----------------------------------------------------------------------------------------------------------------------------------------------------------------------------------------------------------------------------------------------	------------------------------------------------------------------------------------------------------------------------------------------------------------------------------------------------------------------------------------------------------------------------------------------------	-----------------------------------------------------------------------------------------------------------------------------------------------------------------------------------------------------------------------------------------------------------------------------

Note: Installers are required to determine correct thread size, outside wrench diameter, overall length and seat style (where lug nut meets rim)



Wheel Nuts

Over 80 New Part Numbers!

M12 x 1.50

Part # 6121



Chrome Retainer
M12 x 1.50
Hex: 19mm
Length 37mm
Solid Steel

Dorman: 611-306 Papco: N/A

Part # 6122



Chrome Dome Top
M12 x 1.50
Hex: 19mm
Length 31mm
Solid Steel

Dorman: 611-090
Dorman: 611-307 Papco: N/A

Part # 6123



Zinc External Thread
M12 x 1.50
Hex: 21mm
Length 35mm
Solid Steel

Dorman: 611-308 Papco: N/A

Part # 6124



Chrome Standard
M12 x 1.50
Hex: 19mm
Length 20mm
Solid Steel

Dorman: 611-312 Papco: N/A

Part # 6126



Chrome Retainer
M12 x 1.50
Hex: 21mm
Length 33mm
Solid Steel

Dorman: 611-316 Papco: N/A

M12 x 1.50

Part # 6137



Chrome Acorn Bulge
M12 x 1.50
Hex: 19mm
Length 38mm
Solid Steel

Dorman: 611-263 Papco: N/A

Part # 6140



Chrome MAG
M12 x 1.50
Hex: 21mm
Length 36mm
Solid Steel

Dorman: 611-104 Papco: N/A

Part # 6145



Chrome Locking
M12 x 1.50
Hex: 21mm
Length 36mm
Solid Steel

60° angle seat

Dorman: N/A Papco: N/A

Part # 6146



Chrome MAG
M12 x 1.50
Hex: 21mm
Length 42mm
Solid Steel

Dorman: 611-108 Papco: N/A

Part # 6150



Chrome Acorn Bulge
M12 x 1.50
Hex: 19mm
Length 38mm
Solid Steel

Dorman: N/A Papco: N/A

M12 x 1.50

Part # 6157



Chrome Dome Top
M12 x 1.50
Hex: 17mm
Length 35mm
Solid Steel

Dorman: N/A Papco: N/A

M12 x 1.75

Part # 3862



Black Flange Flat
M12 x 1.75
Hex: 19mm
Length 23mm
Solid Steel

Dorman: 611-172 Papco: 559-174

M14 x 1.50

Part # 3806



Chrome Acorn
M14 x 1.50
Hex: 19mm
Length 35mm
Solid Steel

Dorman: N/A Papco: N/A

Part # 3809



Chrome Dome Top
M14 x 1.50
Hex: 21mm
Length 38mm
Solid Steel

Dorman: 611-007 Papco: N/A

M14 x 1.50

Part # 3810



Easier fit on some rims

Chrome Dome Top
M14 x 1.50
Hex: 21mm
Length 42mm
Solid Steel

Diameter: 29.4mm
Dorman: 611-008 Papco: N/A

Part # 3810W



OE size

Chrome Dome Top
M14 x 1.50
Hex: 21mm
Length 42mm
Solid Steel

Diameter: 31mm
Dorman: 611-008 Papco: N/A

Part # 3812



Zinc Standard
M14 x 1.50
Hex: 22mm
Length 15mm
Solid Steel

Dorman: 611-147 Papco: N/A

Part # 3818



Chrome Acorn
M14 x 1.50
Hex: 23mm
Length 30mm
Solid Steel

Dorman: 611-118 Papco: N/A

Part # 3833



Chrome Acorn Bulge
M14 x 1.50
Hex: 21mm
Length 35mm
Solid Steel

Dorman: 611-186 Papco: N/A

M14 x 1.50

Part # 3834



Chrome Duplex Acorn
M14 x 1.50
Hex: 22mm
Length 47mm
Solid Steel

Dorman: 611-187 Papco: N/A

Part # 3839



Zinc Open Bulge
M14 x 1.50
Hex: 22mm
Length 26mm
Solid Steel

Dorman: 611-979 Papco: N/A

Part # 3843



Zinc Open Bulge
M14 x 1.50
Hex: 22mm
Length 21mm
Solid Steel

Dorman: 611-110 Papco: N/A

Part # 3855



Zinc External Thread
M14 x 1.50
Hex: 22mm
Length 30mm
Solid Steel

Dorman: 611-149
Dorman: 611-115 Papco: N/A

Part # 3880



Chrome Dome Top
M14 x 1.50
Hex: 21mm
Length 37mm
Solid Steel

Dorman: 611-258 Papco: N/A

Note: Installers are required to determine correct thread size, outside wrench diameter, overall length and seat style (where lug nut meets rim)

Wheel Nuts

Over 80 New Part Numbers!



M14 x 1.50

<p>Part # 3886</p>  <p>Chrome Open Bulge M14 x 1.50 Hex: 19mm Length 21mm Solid Steel</p> <p>Dorman: 711-606 Papco: N/A</p>	<p>Part # 3887</p>  <p>Chrome Acorn Bulge M14 x 1.50 Hex: 22mm Length 45mm Solid Steel</p> <p>Dorman: 611-236 Papco: 559-236</p>	<p>Part # 3888</p>  <p>Chrome Dome Top M14 x 1.50 Hex: 22mm Length 39mm Solid Steel</p> <p>Dorman: 611-011 Dorman: 611-330 Papco: N/A</p>	<p>Part # 3890</p>  <p>Chrome MAG M14 x 1.50 Hex: 21mm Length 43mm Solid Steel</p> <p>Dorman: 611-259 Papco: 559-259</p>	<p>Part # 3891</p>  <p>Chrome Acorn Bulge M14 x 1.50 Hex: 22mm Length 28mm Solid Steel</p> <p>Radius Ball Seat Dorman: 611-327 Papco: N/A</p>
-------------------------------------------------------------------------------------------------------------------------------------------------------------------------------------------------------------------------------------------	-------------------------------------------------------------------------------------------------------------------------------------------------------------------------------------------------------------------------------------------------	--------------------------------------------------------------------------------------------------------------------------------------------------------------------------------------------------------------------------------------------------------------	------------------------------------------------------------------------------------------------------------------------------------------------------------------------------------------------------------------------------------------	---------------------------------------------------------------------------------------------------------------------------------------------------------------------------------------------------------------------------------------------------------------------------

M14 x 1.50

<p>Part # 6106</p>  <p>Black Flange Flat M14 x 1.50 Hex: 21mm Length 21mm Solid Steel</p> <p>Dorman: 611-246 Papco: N/A</p>	<p>Part # 6111</p>  <p>Chrome MAG M14 x 1.50 Hex: 22mm Length 42mm Solid Steel</p> <p>Dorman: 611-279 Papco: N/A</p>	<p>Part # 6118</p>  <p>Chrome Flange Flat M14 x 1.50 Hex: 21mm Length 53mm Solid Steel</p> <p>Dorman: 611-302 Papco: N/A</p>	<p>Part # 6120</p>  <p>Zinc Open Bulge M14 x 1.50 Hex: 21mm Length 26mm Solid Steel</p> <p>Dorman: 611-304 Papco: N/A</p>	<p>Part # 6125</p>  <p>Chrome Acorn Bulge M14 x 1.50 Hex: 22mm Length 34mm Solid Steel</p> <p>Radius Ball Seat Dorman: 611-313 Papco: N/A</p>
-------------------------------------------------------------------------------------------------------------------------------------------------------------------------------------------------------------------------------------------	-------------------------------------------------------------------------------------------------------------------------------------------------------------------------------------------------------------------------------------	---------------------------------------------------------------------------------------------------------------------------------------------------------------------------------------------------------------------------------------------	-------------------------------------------------------------------------------------------------------------------------------------------------------------------------------------------------------------------------------------------	---------------------------------------------------------------------------------------------------------------------------------------------------------------------------------------------------------------------------------------------------------------------------

M14 x 1.50

<p>Part # 6129</p>  <p>Chrome MAG Short M14 x 1.50 Hex: 22mm Length 35mm Solid Steel</p> <p>Dorman: 611-278 Papco: N/A</p>	<p>Part # 6130</p>  <p>Chrome Acorn Bulge M14 x 1.50 Hex: 22mm Length 34mm Solid Steel</p> <p>Dorman: 611-331 Dorman: 611-152 Papco: N/A</p>	<p>Part # 6131</p>  <p>Chrome Acorn M14 x 1.50 Hex: 21mm Length 36mm Solid Steel</p> <p>Dorman: 711-609 Papco: N/A</p>	<p>Part # 6149</p>  <p>External Thread Flange Flat M14 x 1.50 Hex: 22mm Length 34mm Solid Steel</p> <p>Dorman: 611-202 Papco: N/A</p>	<p>Part # 6151</p>  <p>Land Rover Chrome Flat Top M14 x 1.50 Hex: 22mm Length 44.5mm Solid Steel</p> <p>Dorman: 611-297 Papco: N/A</p>
--------------------------------------------------------------------------------------------------------------------------------------------------------------------------------------------------------------------------------------------	-------------------------------------------------------------------------------------------------------------------------------------------------------------------------------------------------------------------------------------------------------------------	-----------------------------------------------------------------------------------------------------------------------------------------------------------------------------------------------------------------------------------------	---------------------------------------------------------------------------------------------------------------------------------------------------------------------------------------------------------------------------------------------------------	---------------------------------------------------------------------------------------------------------------------------------------------------------------------------------------------------------------------------------------------------------------

M14 x 1.50

Part # 6152



Land Rover
Black Flat Top
M14 x 1.50
Hex: 22mm
Length 44.5mm
(Black)
Solid Steel

Dorman: 611-297(BK) Papco: N/A

Part # 6153



Steel Wheel
Standard Wheel Nut
M14 x 1.50
Hex: 19mm
Length 18.4mm
Solid Steel

Dorman: N/A Papco: N/A

Part # 6155



Toyota/Lexus
Chrome Mag Duplex Acorn
M14 x 1.50
Hex: 22mm
Length 46mm
Solid Steel

Dorman: 611-277 Papco: N/A

M14 x 2.0

Part # 3856



Black Flange Flat
M14 x 2.0
Hex: 21mm
Length 26mm
Solid Steel

Dorman: 611-196 Papco: 559-196

Part # 3857



Chrome Dome Top
M14 x 2.0
Hex: 21mm
Length 52mm
Solid Steel

Dorman: 611-206 Papco: 559-306

M14 x 2.0

Part # 3864



Chrome Wire Wheel
M14 x 2.0
Hex: 21mm
Length 31mm
Solid Steel

Dorman: 611-223 Papco: 559-323

Part # 3865



Grey Plastic Cap
M24 x 2.0
Hex: 19mm
Length 33mm

Dorman: 611-637 / 711-023
Dorman: 611-621 Papco: 559-211

Part # 3866



Black Plastic Cap
M27 x 2.0
Hex: 22mm
Length 45mm

Dorman: 611-622 / 711-025 / 711-026
Dorman: 611-620 Papco: 559-202

Part # 3867



Black Plastic Cap
M24 x 2.0
Hex: 19mm
Length 33mm

Dorman: 611-634 / 611-620 / 711-022
Dorman: 611-642 Papco: 559-220

Part # 3868



Chrome Acorn Bulge
M14 x 2.0
Hex: 21mm
Length 54mm
Solid Steel

Dorman: 611-288 Papco: N/A

Note: Installers are required to determine correct thread size, outside wrench diameter, overall length and seat style (where lug nut meets rim)



Wheel Nuts

Over 80 New Part Numbers!

M14 x 2.0

<p>Part # 3871</p>  <p>Chrome Acorn Bulge M14 x 2.0 Hex: 21mm Length 35mm Solid Steel</p> <p>Dorman: N/A Papco: N/A</p>	<p>Part # 3881</p>  <p>Chrome Acorn Bulge M14 x 2.0 Hex: 19mm Length 50mm Solid Steel</p> <p>Dorman: 711-1005 Papco: N/A</p>	<p>Part # 3893</p>  <p>Chrome Acorn Bulge M14 x 2.0 Hex: 21mm Length 54mm Solid Steel</p> <p>Dorman: 611-288 Papco: N/A</p>	<p>Part # 6102</p>  <p>Chrome Flange Flat M14 x 2.0 Hex: 21mm Length 45mm Solid Steel</p> <p>Dorman: 611-230 Papco: N/A</p>	<p>Part # 6114</p>  <p>Chrome Dome Top M14 x 2.0 Hex: 21mm Length 63mm Solid Steel</p> <p>Dorman: 611-290 Papco: N/A</p>
---------------------------------------------------------------------------------------------------------------------------------------------------------------------------------------------------------------------------------------	---------------------------------------------------------------------------------------------------------------------------------------------------------------------------------------------------------------------------------------------	--------------------------------------------------------------------------------------------------------------------------------------------------------------------------------------------------------------------------------------------	----------------------------------------------------------------------------------------------------------------------------------------------------------------------------------------------------------------------------------------------	-------------------------------------------------------------------------------------------------------------------------------------------------------------------------------------------------------------------------------------------

1/2" - 20

<p>Part # 3802</p>  <p>Zinc Standard 1/2" - 20 Hex: 13/16" Length 0.62" Solid Steel</p> <p>Dorman: 611-016, 611-031, 611-267, Dorman: 611-121 Papco: 559-016</p>	<p>Part # 3803</p>  <p>Zinc Standard 1/2" - 20 Hex: 3/4" Length 0.55" Solid Steel</p> <p>Dorman: 611-027 Papco: 559-027</p>	<p>Part # 3807</p>  <p>Chrome Acorn 1/2" - 20 Hex: 3/4" Length 1.37" Solid Steel</p> <p>Dorman: 611-091 Papco: N/A</p>	<p>Part # 3814</p>  <p>Chrome MAG Short 1/2" - 20 Hex: 13/16" Length 1.46" Solid Steel</p> <p>Dorman: 611-102 Papco: N/A</p>	<p>Part # 3816</p>  <p>Chrome MAG Long 1/2" - 20 Hex: 13/16" Length 1.67" Solid Steel</p> <p>Dorman: 611-106 Papco: N/A</p>
--------------------------------------------------------------------------------------------------------------------------------------------------------------------------------------------------------------------------------------------------------------------------------------------------------	----------------------------------------------------------------------------------------------------------------------------------------------------------------------------------------------------------------------------------------------------------------	-----------------------------------------------------------------------------------------------------------------------------------------------------------------------------------------------------------------------------------------------------------	-------------------------------------------------------------------------------------------------------------------------------------------------------------------------------------------------------------------------------------------------------------------	------------------------------------------------------------------------------------------------------------------------------------------------------------------------------------------------------------------------------------------------------------------

1/2" - 20

<p>Part # 3819 <i>use# 3807</i></p>  <p>Chrome Dome Top 1/2" - 20 Hex: 3/4" Length 1.33" Solid Steel</p> <p>Dorman: 611-325 Dorman: 611-122 Papco: N/A</p>	<p>Part # 3821</p>  <p>Chrome Dome Top 1/2" - 20 Hex: 13/16" Length 2.04" Solid Steel</p> <p>Dorman: 611-143 Papco: N/A</p>	<p>Part # 3824</p>  <p>Chrome Open Bulge 1/2" - 20 Hex: 3/4" Length 0.82" Solid Steel</p> <p>Dorman: 611-154 Papco: N/A</p>	<p>Part # 3825</p>  <p>Chrome Duplex Acorn 1/2" - 20 Hex: 7/8" Length 1.85" Solid Steel</p> <p>Dorman: 611-155 Papco: N/A</p>	<p>Part # 3826</p>  <p>Chrome MAG Duplex 1/2" - 20 Hex: 7/8" Length 1.84" Solid Steel</p> <p>Dorman: 611-156 Papco: N/A</p>
--------------------------------------------------------------------------------------------------------------------------------------------------------------------------------------------------------------------------------------------------------------------------------------------------------	------------------------------------------------------------------------------------------------------------------------------------------------------------------------------------------------------------------------------------------------------------------	------------------------------------------------------------------------------------------------------------------------------------------------------------------------------------------------------------------------------------------------------------------	----------------------------------------------------------------------------------------------------------------------------------------------------------------------------------------------------------------------------------------------------------------------	--------------------------------------------------------------------------------------------------------------------------------------------------------------------------------------------------------------------------------------------------------------------

1/2" - 20

<p>Part # 3835</p>  <p>Zinc Retainer 1/2" - 20 Hex: 13/16" Length 1.10" Solid Steel</p> <p>Dorman: 611-197 Papco: N/A</p>	<p>Part # 3852</p>  <p>Chrome Dome Top 1/2" - 20 Hex: 3/4" Length 1.57" Solid Steel</p> <p>Dorman: 611-094 Papco: 558-094</p>	<p>Part # 3859</p>  <p>Zinc Wire Wheel 1/2" - 20 Hex: 3/4" Length 1.25" Solid Steel</p> <p>Papco: 558-171 Dorman: 611-199 Papco: 558-199</p>	<p>Part # 3860</p>  <p>Zinc Bulge 1/2" - 20 Hex: 13/16" Length 0.83" Solid Steel</p> <p>Dorman: 611-093 Papco: 558-162</p>	<p>Part # 3863</p>  <p>Chrome Acorn 1/2" - 20 Hex: 13/16" Length 1.38" Solid Steel</p> <p>Dorman: 611-098 Papco: N/A</p>
---------------------------------------------------------------------------------------------------------------------------------------------------------------------------------------------------------------------------------------------------------------	--------------------------------------------------------------------------------------------------------------------------------------------------------------------------------------------------------------------------------------------------------------------	---------------------------------------------------------------------------------------------------------------------------------------------------------------------------------------------------------------------------------------------------------------------------------------	-------------------------------------------------------------------------------------------------------------------------------------------------------------------------------------------------------------------------------------------------------------------	-----------------------------------------------------------------------------------------------------------------------------------------------------------------------------------------------------------------------------------------------------------------

1/2" - 20

<p>Part # 3870</p>  <p>Chrome Acorn Bulge 1/2" - 20 Hex: 13/16" Length 1.38" Solid Steel</p> <p>Dorman: 611-073, 611-123 Dorman: 611-153 Papco: N/A</p>	<p>Part # 3874</p>  <p>Chrome Acorn Bulge 1/2" - 20 Hex: 13/16" Length 1.50" Solid Steel</p> <p>Dorman: 611-292, 611-153, 611-251 Dorman: 611-071 Papco: 558-071</p>	<p>Part # 6115</p>  <p>Chrome Dome Top 1/2" - 20 Hex: 13/16" Length 1.50" Solid Steel</p> <p>Dorman: 611-292 Papco: 558-292</p>	<p>Part # 6143</p>  <p>Chrome MAG Locking 1/2" - 20 Hex: 1.50" Length 1.50" Solid Steel</p> <p>Dorman: N/A Papco: N/A</p>	<p>Part # 3800</p>  <p>Zinc Standard 7/16" - 20 Hex: 3/4" Length 0.55" Solid Steel</p> <p>Dorman: 611-014 Papco: 558-014</p>
-------------------------------------------------------------------------------------------------------------------------------------------------------------------------------------------------------------------------------------------------------------------------------------------------	---------------------------------------------------------------------------------------------------------------------------------------------------------------------------------------------------------------------------------------------------------------------------------------------------------------	----------------------------------------------------------------------------------------------------------------------------------------------------------------------------------------------------------------------------------------------------------------------	------------------------------------------------------------------------------------------------------------------------------------------------------------------------------------------------------------------------------------------------------------------	---------------------------------------------------------------------------------------------------------------------------------------------------------------------------------------------------------------------------------------------------------------------

7/16" - 20

Note: Installers are required to determine correct thread size, outside wrench diameter, overall length and seat style (where lug nut meets rim)

Wheel Nuts

Over 80 New Part Numbers!

Wheel Nut Hardware Cautions



7/16" - 20			9/16" - 18		
Part # 3808  Chrome Acorn 7/16" - 20 Hex: 3/4" Length 1.22" Solid Steel Dorman: N/A Papco: N/A	Part # 3817  Chrome Acorn 7/16" - 20 Hex: 13/16" Length 1.35" Solid Steel Dorman: 611-097 Papco: N/A	Part # 6139  Chrome MAG 7/16" - 20 Hex: 13/16" Length 1.58" Solid Steel Dorman: 611-105 Papco: N/A	Part # 6142  Chrome MAG Locking 7/16" - 20 Hex: 1.50" Length 1.50" Solid Steel Dorman: N/A Papco: N/A	Part # 3811  Zinc Standard 9/16" - 18 Hex: 7/8" Length 0.75" Solid Steel Dorman: 611-052 Papco: 588-100	

9/16" - 18				
Part # 3829  Zinc Open Bulge 9/16" - 18 Hex: 15/16" Length 1.03" Solid Steel Dorman: 611-162 Papco: 558-062	Part # 3830  Chrome Duplex Acorn 9/16" - 18 Hex: 7/8" Length 1.87" Solid Steel Dorman: 611-170 Papco: N/A	Part # 3851  Chrome Dometop Bulge 9/16" - 18 Hex: 7/8" Length 1.50" Solid Steel Dorman: 611-204 Papco: 558-204	Part # 3884  Black Flange Flat 9/16" - 18 Hex: 7/8" Length 1.06" Solid Steel Dorman: 611-127 Papco: 558-127	Part # 6116  Black Flange Flat 9/16" - 18 Hex: 15/16" Length 1.10" Solid Steel Dorman: 611-296 Papco: 558-296

Wheel Nut Hardware Cautions:
















Vehicle wheel nut hardware should always be inspected for wear and damage and replaced if necessary. Always ensure wheel mating surfaces are clean and wheel nuts are torqued to manufacturer's specifications to ensure optimal wheel clamping force.

To ensure the correct wheel nut hardware is installed on O.E.M. wheels, the most current FMSI Wheel Nut & Caps Application Guide should be utilized. FMSI does not accept any liability for errors in applications as result of incorrect part number selection, cross referencing or a "make fit" type fitment. Installing FMSI hardware based on cross referencing or "guessing" is done solely at the installer's risk.

Care must be taken when installing new wheel nuts on original equipment or aftermarket (winter steel rims) to insure the correct style wheel nut is used. Please review the various styles of wheel nuts shown below to understand how they seat with the rim and why using the incorrect wheel nut can result in serious damage to car and owner.

Checklist

1. Determine correct thread size of replacement wheel nut (12mm x 1.50, 1/2-20 etc.)
2. Determine that the replacement wheel nut has the same outside socket (wrench) size as the original wheel nut and is no shorter in the overall length.
3. Determine the seat style (where the wheel nut meets the rim) and insure the wheel nut you will be installing is the correct style for the rim, this can change when winter steel rims are installed on vehicles.

3801  Solid steel, zinc OE chrome plated commonly used on steel rims (winter) (with 60°conical seat)	3892  Modified Acorn (tapered Meg seal) with extended threads. Solid steel chrome plating (with 60°conical seat)	3837  Retainer wheel nut. With a ridge or ring to hold a hub cap or a trim plate in place. Solid steel chrome plating (with 60°conical seat)
6146  Mag Wheel Nut Solid Steel Chrome plating. Comes in short & long shunk & standard hex & long hex	3846  Open end external thread wheel nut. accepts plastic cap (with 60°conical seat)	6117  Retainer wheel nut. With a ridge or ring to hold a hub cap or a trim plate in place. Solid steel chrome plating (with radius/ball seat)
3841  Solid steel, chrome plated short acorn style Confirm length before replacing (with 60°conical seat)	3856  Flanged flat wheel nut (with flat seat)	3878  Chrome bulge nut (with rounded ball seat)
3843  Open end solid steel bulge nut (with 60°conical seat)	6102  Flanged flat solid steel wheel nut Chrome plating	3879  Acorn Bulge solid steel chrome / Zinc plated wheel nut Confirm length before replacing (with radius/ball seat)
3875  Chrome Acorn nut (with rounded ball seat)	3805  Acorn Bulge solid steel chrome / Zinc plated wheel nut Confirm length before replacing (with 60°conical seat)	3868  Ford Acorn Bulge solid steel chrome plated wheel nut Confirm length before replacing (with 60°conical seat)

Note: Installers are required to determine correct thread size, outside wrench diameter, overall length and seat style (where lug nut meets rim)



Wheel Nut Assortments

Great coverage for all your needs!

PART NUMBER

0134



100
PCS

100 Piece Assortment - contains 6 of the most popular chrome acorn & external thread wheel nuts

PART NUMBER

0483



48
PCS

48 Piece Assortment - contains 5 of the most popular chrome acorn & external thread wheel nuts

PART NUMBER

0171



320
PCS

320 Piece Wheel Nut Assortment - 24 part numbers with coverage for many popular vehicles

PART NUMBER

0172

Over **75%**
Coverage



910
PCS

910 Piece Wheel Nut Assortment
Over 75% coverage

40 Hole Bin Included

PART NUMBER

0176

Top quality wheel nuts to keep your wheels looking good



242
PCS

TOP 15
SOLID STEEL
WHEEL NUTS

Assortment of Popular Wheel Nuts
- Packaged in 24 hole metal bin

PART NUMBER

0177

- Top 40 Wheel Nuts
- Packaged in 40 hole metal bin
- Includes location labels



630
PCS

40 Hole Bin Included

PART NUMBER

0173

Coverage for:
General Motors, Ford,
Chrysler, Toyota, Lexus,
Honda, Acura, Mazda,
Nissan, Infiniti, Subaru,
Scion, Mitsubishi, Kia,
Hyundai

72 Hole Bin Included

over

1100
PCS

Over **80%**
Coverage



FMSI's most comprehensive Wheel Nut Assortment. Over 1100 pieces with coverage for standard, solid steel, chrome acorn, stainless steel, ball seat, external thread, bulge, domed & flat face.



SOCKET SETS & CHROME ACORN WHEEL NUTS ASSORTMENT

CR-MO CHROMIUM MOLYBDENUM HEAT HARDENED ALLOY STEEL,
STRONGER THAN CARBON STEEL, STAINLESS STEEL AND VERY RESISTANT TO RUST

PART NUMBER

1201

Rim Protector Sleeved Wheel Nut Socket Set

This 1/2" Thin Wall Deep Wheel Protector Impact Socket Set. Its 360° Non-scratch Nylon sleeve and insert protect bolt tops, wheel rims, and lug nuts from scratches during use. It is Color-Coded, Thin-walled, Non-marring, and Laser etched. This set comes with a heavy duty plastic blow-molded carrying case for easy transport, simple storage, and quick organization.

- | | | |
|---|---|------|
| 1 | - | 17MM |
| 2 | - | 19MM |
| 3 | - | 21MM |
| 4 | - | 22MM |



4 PCS

PART NUMBER

1202

Over Under Flip Socket Set

5 piece set of "flip" socket with extension, offering 2 hex sizes in one socket for the removal of inflated, warped and mangled chrome-cap style lug nuts found on most GM, Ford, Chrysler, Toyota, Honda, Range Rover and others. This set includes a 1/2" drive extension, no.4221-18.5mm/19.5mm, No.A168-19Mm/21Mm, No.1799-21Mm/21.5Mm And no.4222-22mm/22.5mm "Flip" sockets. Use with 1/2" drive. Impact quality with a black finish.

- | | | |
|---|---|-----------------|
| 1 | - | 22MM - 22.5MM |
| 2 | - | 21MM - 21.5MM |
| 3 | - | 18.5MM - 19.5MM |
| 4 | - | 17MM - 19MM |
| 5 | - | 3" EXTENSION |



5 PCS

PART NUMBER

1203

Wheel Lock & Damaged Wheel Nut Remover Socket Set

Removes missing Key wheel locks, rounded, stripped, seized wheel nuts

- 1/2" Square Drive. Will fit any 1/2" ratchet or bar.
- Sizes: 17mm, 18.5mm, 20mm, 21.5mm, 23mm, 24.5mm and 26mm.
- Manufactured from chrome molybdenum steel.
- Supplied in a blow molded case.



8 PCS

PART NUMBER

1204K

= #1201 + #1202 + #1203 + #3805-5(x10)

- Rim Protector Sleeved Wheel Nut Socket Set +
- Over Under Flip Socket Set +
- Wheel Lock & Damaged Wheel Nut Remover Socket Set +
- 3805-5 (x10) - One Piece Solid Chrome Wheel Nut
12MM x 1.5 x 19MM HEX x 35MM



4pcs



5pcs



8pcs



50pcs

67 PCS

FMSI EDELMANN FITTINGS

PROBLEM SOLVING AUTOMOTIVE HARDWARE

CANADA OFFICE: 1070 HERITAGE ROAD, BURLINGTON, ON L7L4X9 • USA OFFICE: 1550 FRANKLIN GROVE ROAD, DIXON, IL 61021
TOLL FREE: 800.651.7445 • FAX: 905.335.1829 • EMAIL: INFO@FMSIINC.COM • WEBSITE: FMSIINC.COM

rev-DG-11-30-22

INDEX

WHEEL NUTS	PAGE 2-6
HARDWARE CAUTIONS	PAGE 6
WHEEL NUTS ASSORTMENTS	PAGE 7-8
INDEX	PAGE 9
ACURA	PAGE 10
BUICK	PAGE 10-12
CADILLAC	PAGE 12-13
CHEVROLET	PAGE 13-17
CHRYSLER	PAGE 17-21
DODGE	PAGE 21-24
FORD	PAGE 24-30
GMC	PAGE 30-33
HONDA	PAGE 33-35
HUMMER	PAGE 35
HYUNDAI	PAGE 35-37
INFINITI	PAGE 37-39
ISUZU	PAGE 39-40
JEEP	PAGE 40-41
KIA	PAGE 41-42
LANDROVER	PAGE 42
LEXUS	PAGE 42-45
LINCOLN	PAGE 45-46
MAZDA	PAGE 46-48
MERCURY	PAGE 48-49
MITSUBISHI	PAGE 49-50
NISSAN	PAGE 50-53
PLYMOUTH	PAGE 53
PONTIAC	PAGE 53-55
RAM	PAGE 55
SAAB	PAGE 55
SATURN	PAGE 55-56
SCION	PAGE 56
SUBARU	PAGE 56-57
SUZUKI	PAGE 57
TOYOTA	PAGE 57-61
VOLKSWAGON	PAGE 61
VOLVO	PAGE 61

MAKE	MODEL	YEAR	PART #	STYLE	FINISH	THREAD	HEX	LENGTH
Acura	CL	2001	3875	Acorn Bulge	Ch	12MM X 1.50	19MM	24MM
Acura	CL	2002-2003	3879	Acorn Bulge	Ch	12MM X 1.50	19MM	30MM
Acura	ILX	2013-2018	3875	Acorn Bulge	Ch	12MM X 1.50	19MM	24MM
Acura	ILX	2020-2022	3875	Acorn Bulge	Ch	12MM X 1.50	19MM	24MM
Acura	ILX	2013-2018	3879	Acorn Bulge	Ch	12MM X 1.50	19MM	30MM
Acura	ILX	2020-2022	3879	Acorn Bulge	Ch	12MM X 1.50	19MM	30MM
Acura	ILX	2013-2015	6117	Dome Top Bulge Retainer	Ch	12MM X 1.50	19MM	35MM
Acura	MDX	2014-2016	3875	Acorn Bulge	Ch	12MM X 1.50	19MM	24MM
Acura	MDX	2017-2019	3878	Open Bulge	Ch	12MM X 1.50	19MM	19MM
Acura	MDX	2001-2016	3879	Acorn Bulge	Ch	12MM X 1.50	19MM	30MM
Acura	MDX	2010-2013	3891	Acorn Bulge	Ch	14MM X 1.50	22MM	28MM
Acura	MDX	2017-2018	3891	Acorn Bulge	Ch	14MM X 1.50	22MM	28MM
Acura	MDX	2020	3891	Acorn Bulge	Ch	14MM X 1.50	22MM	28MM
Acura	MDX	2022-2023	3891	Acorn Bulge	Ch	14MM X 1.50	22MM	28MM
Acura	MDX	2007-2009	6125	Acorn Bulge	Ch	14MM X 1.50	22MM	34MM
Acura	NSX	2000-2005	3875	Acorn Bulge	Ch	12MM X 1.50	19MM	24MM
Acura	RDX	2007-2017	3875	Acorn Bulge	Ch	12MM X 1.50	19MM	24MM
Acura	RDX	2018	3879	Acorn Bulge	Ch	12MM X 1.50	19MM	30MM
Acura	RDX	2020-2023	3879	Acorn Bulge	Ch	12MM X 1.50	19MM	30MM
Acura	RL	2005-2008	3872	Long Hex, Short MAG w/Washer	Ch	12MM X 1.50	21MM	48MM
Acura	RL	2000-2004	3875	Acorn Bulge	Ch	12MM X 1.50	19MM	24MM
Acura	RL	2009-2012	6125	Acorn Bulge	Ch	14MM X 1.50	22MM	34MM
Acura	RL	2005-2008	6129	Chrome MAG Short	Ch	14MM X 1.50	22MM	35MM
Acura	RLX	2014-2017	3891	Acorn Bulge	Ch	14MM X 1.50	22MM	28MM
Acura	RLX	2020	3891	Acorn Bulge	Ch	14MM X 1.50	22MM	28MM
Acura	RSX	2006	3844	Open Bulge	Zi	12MM X 1.50	19MM	23MM
Acura	RSX	2002-2006	3875	Acorn Bulge	Ch	12MM X 1.50	19MM	24MM
Acura	RSX	2006	6117	Dome Top Bulge Retainer	Ch	12MM X 1.50	19MM	35MM
Acura	RSX	2003-2006	6140	Chrome MAG	Ch	12MM X 1.50	21MM	36MM
Acura	RSX	2003-2006	6146	Short MAG w/Washer	Ch	12MM X 1.50	21MM	42MM
Acura	TL	2006-2008	3832	Acorn Bulge	Ch	12MM X 1.50	21MM	35MM
Acura	TL	2006	3844	Open Bulge	Zi	12MM X 1.50	19MM	23MM
Acura	TL	2008-2009	3844	Open Bulge	Zi	12MM X 1.50	19MM	23MM
Acura	TL	2004-2009	3875	Acorn Bulge	Ch	12MM X 1.50	19MM	24MM
Acura	TL	2000-2003	3879	Acorn Bulge	Ch	12MM X 1.50	19MM	30MM
Acura	TL	2009-2014	3891	Acorn Bulge	Ch	14MM X 1.50	22MM	28MM
Acura	TL	2007-2008	3892	Modified Acorn	Ch	12MM X 1.50	21MM	29MM
Acura	TL	2006-2008	6117	Dome Top Bulge Retainer	Ch	12MM X 1.50	19MM	35MM
Acura	TL	2006-2008	6140	Chrome MAG	Ch	12MM X 1.50	21MM	36MM
Acura	TL	2006-2008	6146	Short MAG w/Washer	Ch	12MM X 1.50	21MM	42MM
Acura	TLX	2015-2018	3875	Acorn Bulge	Ch	12MM X 1.50	19MM	24MM
Acura	TLX	2020-2023	3875	Acorn Bulge	Ch	12MM X 1.50	19MM	24MM
Acura	TSX	2004-2012	3832	Acorn Bulge	Ch	12MM X 1.50	21MM	35MM
Acura	TSX	2004-2012	3844	Open Bulge	Zi	12MM X 1.50	19MM	23MM
Acura	TSX	2009-2014	3875	Acorn Bulge	Ch	12MM X 1.50	19MM	24MM
Acura	TSX	2004-2012	3879	Acorn Bulge	Ch	12MM X 1.50	19MM	30MM
Acura	TSX	2004-2010	3892	Modified Acorn	Ch	12MM X 1.50	21MM	29MM
Acura	TSX	2010-2011	3892	Modified Acorn	Ch	12MM X 1.50	21MM	29MM
Acura	TSX	2011-2012	3892	Modified Acorn	Ch	12MM X 1.50	21MM	29MM
Acura	TSX	2012	3892	Modified Acorn	Ch	12MM X 1.50	21MM	29MM
Acura	TSX	2004-2012	6117	Dome Top Bulge Retainer	Ch	12MM X 1.50	19MM	35MM
Acura	TSX	2004-2012	6140	Chrome MAG	Ch	12MM X 1.50	21MM	36MM
Acura	TSX	2004-2012	6146	Short MAG w/Washer	Ch	12MM X 1.50	21MM	42MM
Acura	ZDX	2010-2012	3891	Acorn Bulge	Ch	14MM X 1.50	22MM	28MM
Buick	Allure	2010	3810	Chrome Dome Top	Ch	14MM X 1.50	21MM	42MM
Buick	Allure	2005-2009	3828	Chrome Acorn	Ch	12MM X 1.50	21MM	35MM
Buick	Allure	2006-2008	3832	Acorn Bulge	Ch	12MM X 1.50	21MM	35MM
Buick	Allure	2006-2008	3844	Open Bulge	Ch	12MM X 1.50	19MM	23MM
Buick	Allure	2005-2010	3845	Chrome Dome Top	Ch	12MM X 1.50	19MM	37MM
Buick	Allure	2005-2008	3846	External Thread Solid Steel - Use 3865/7 Cap	Zi	12MM X 1.50	19MM	28MM
Buick	Allure	2005-2008	3866	Black Plastic Cap	Blk	24MM X 2.0	22MM	45MM
Buick	Allure	2006-2008	3872	Long Hex, Short MAG w/Washer	Ch	12MM X 1.50	21MM	48MM
Buick	Allure	2005-2008	3877	Chrome Acorn Nut	Ch	12mm x 1.50	21mm	35mm
Buick	Allure	2006-2008	3892	Modified Acorn	Ch	12MM X 1.50	21MM	29MM
Buick	Allure	2006-2008	6117	Dome Top Bulge Retainer	Ch	12MM X 1.50	19MM	35MM
Buick	Allure	2005-2008	6137	Chrome Acorn Bulge	Ch	12MM X 1.50	19MM	38MM
Buick	Allure	2005-2008	6140	Chrome MAG	Ch	12MM X 1.50	21MM	36MM

BUICK

MAKE	MODEL	YEAR	PART #	STYLE	FINISH	THREAD	HEX	LENGTH
Buick	Cascada	2016-2019	3844	Open Bulge	Zi	12MM X 1.50	19MM	23MM
Buick	Century	2000-2005	3844	Open Bulge	Zi	12MM X 1.50	19MM	23MM
Buick	Century	2004-2005	3866	Black Plastic Cap	Blk	24MM X 2.0	22MM	45MM
Buick	Century	2000-2005	4683	External Thread	Zi	12MM X 1.50	19MM	31.25MM
Buick	Century	2000-2005	6140	Chrome MAG	Ch	12MM X 1.50	21MM	36MM
Buick	Enclave	2008-2015	3806	Acorn Bulge	Ch	14MM X 1.50	19MM	35MM
Buick	Enclave	2008-2015	3843	Open Bulge Alum Wheels	Zi	14MM X 1.50	22MM	21MM
Buick	Enclave	2018	3852	Dome Top Bulge	Ch	1/2 X 20	3/4"	1.57"
Buick	Enclave	2009	3855	External Thread Steel Wheels Use With 3866 Cap	Zi	14MM X 1.50	22MM	30MM
Buick	Enclave	2008-2011	3872	Long Hex, Short MAG w/Washer	Ch	12MM X 1.50	21MM	48MM
Buick	Enclave	2008-2011	3886	Open Bulge	Ch	14MM X 1.50	19MM	21MM
Buick	Enclave	2008-2013	3887	Chrome Acorn Bulge	Ch	14MM X 1.50	22MM	45MM
Buick	Enclave	2015-2023	3887	Chrome Acorn Bulge	Ch	14MM X 1.50	22MM	45MM
Buick	Encore GX	2020-2023	6137	Chrome Acorn Bulge	Ch	12MM X 1.50	19MM	38MM
Buick	Encore	2020-2022	3805	Chrome Acorn	Ch	12MM X 1.50	19MM	35MM
Buick	Encore	2013-2019	3845	Chrome Dome Top	Ch	12MM X 1.50	19MM	37MM
Buick	Envision	2017-2019	3845	Chrome Dome Top	Ch	12MM X 1.50	19MM	37MM
Buick	LaCrosse	2005-2009	3805	Chrome Acorn	Ch	12MM X 1.50	19MM	35MM
Buick	LaCrosse	2010-2016	3810	Chrome Dome Top	Ch	14MM X 1.50	21MM	44MM
Buick	LaCrosse	2006-2009	3832	Acorn Bulge	Ch	12MM X 1.50	21MM	35MM
Buick	LaCrosse	2010-2012	3843	Open Bulge Alum Wheels	Zi	14MM X 1.50	22MM	21MM
Buick	LaCrosse	2006-2012	3844	Open Bulge	Zi	12MM X 1.50	19MM	23MM
Buick	LaCrosse	2005-2010	3845	Chrome Dome Top	Ch	12MM X 1.50	19MM	37MM
Buick	LaCrosse	2005-2009	3846	External Thread Solid Steel - Use 3865/7 Cap	Zi	12MM X 1.50	19MM	28MM
Buick	LaCrosse	2005-2009	3866	Black Plastic Cap	Blk	24MM X 2.0	22MM	45MM
Buick	LaCrosse	2006-2009	3872	Long Hex, Short MAG w/Washer	Ch	12MM X 1.50	21MM	48MM
Buick	LaCrosse	2005-2009	3877	Chrome Acorn Nut	Ch	12mm x 1.50	21mm	35mm
Buick	LaCrosse	2006-2009	3892	Modified Acorn	Ch	12MM X 1.50	21MM	29MM
Buick	LaCrosse	2006-2009	6117	Dome Top Bulge Retainer	Ch	12MM X 1.50	19MM	35MM
Buick	LaCrosse	2005-2009	6137	Chrome Acorn Bulge	Ch	12MM X 1.50	19MM	38MM
Buick	LaCrosse	2005-2009	6140	Chrome MAG	Ch	12MM X 1.50	21MM	36MM
Buick	LeSabre	2000-2005	3844	Open Bulge	Zi	12MM X 1.50	19MM	23MM
Buick	LeSabre	2000-2005	3865	Gray Plastic Cap	Gray	24MM X 2.0	19MM	33MM
Buick	LeSabre	2000-2005	3866	Black Plastic Cap	Blk	24MM X 2.0	22MM	45MM
Buick	LeSabre	2000-2005	4683	External Thread	Zi	12MM X 1.50	19MM	31.25MM
Buick	LeSabre	2005	6140	Chrome MAG	Ch	12MM X 1.50	21MM	36MM
Buick	Lucerne	2006-2011	3832	Acorn Bulge	Ch	12MM X 1.50	21MM	35MM
Buick	Lucerne	2006-2011	3844	Open Bulge	Zi	12MM X 1.50	19MM	23MM
Buick	Lucerne	2006	3865	Gray Plastic Cap	Gray	24MM X 2.0	19MM	33MM
Buick	Lucerne	2006	3866	Black Plastic Cap	Blk	24MM X 2.0	22MM	45MM
Buick	Lucerne	2006-2011	3872	Long Hex, Short MAG w/Washer	Ch	12MM X 1.50	21MM	48MM
Buick	Lucerne	2010-2011	3877	Chrome Acorn Nut	Ch	12mm x 1.50	21mm	35mm
Buick	Lucerne	2006-2011	6117	Dome Top Bulge Retainer	Ch	12MM X 1.50	19MM	35MM
Buick	Lucerne	2010-2011	6137	Chrome Acorn Bulge	Ch	12MM X 1.50	19MM	38MM
Buick	Lucerne	2006-2011	6140	Chrome MAG	Ch	12MM X 1.50	21MM	36MM
Buick	Park Avenue	2000-2005	3865	Gray Plastic Cap	Gray	24MM X 2.0	19MM	33MM
Buick	Park Avenue	2000-2005	6140	Chrome MAG	Ch	12MM X 1.50	21MM	36MM
Buick	Rainier	2006-2007	3832	Acorn Bulge	Ch	12MM X 1.50	21MM	35MM
Buick	Rainier	2005-2006	3844	Open Bulge	Zi	12MM X 1.50	19MM	23MM
Buick	Rainier	2006-2007	3844	Open Bulge	Zi	12MM X 1.50	19MM	23MM
Buick	Rainier	2007	3844	Open Bulge	Zi	12MM X 1.50	19MM	23MM
Buick	Rainier	2006-2007	3845	Chrome Dome Top	Ch	12MM X 1.50	19MM	37MM
Buick	Rainier	2006-2007	3872	Long Hex, Short MAG w/Washer	Ch	12MM X 1.50	21MM	48MM
Buick	Rainier	2006-2007	3877	Chrome Acorn Nut	Ch	12mm x 1.50	21mm	35mm
Buick	Rainier	2006-2007	3892	Modified Acorn	Ch	12MM X 1.50	21MM	29MM
Buick	Rainier	2006-2007	6117	Dome Top Bulge Retainer	Ch	12MM X 1.50	19MM	35MM
Buick	Rainier	2004-2007	6140	Chrome MAG	Ch	12MM X 1.50	21MM	36MM
Buick	Regal Sportback	2020	6137	Chrome Acorn Bulge	Ch	12MM X 1.50	19MM	38MM
Buick	Regal TourX	2020	6137	Chrome Acorn Bulge	Ch	12MM X 1.50	19MM	38MM
Buick	Regal	2011-2017	3810	Chrome Dome Top	Ch	14MM X 1.50	21MM	44MM
Buick	Regal	2000-2004	3844	Open Bulge	Zi	12MM X 1.50	19MM	23MM
Buick	Regal	2011-2012	3844	Open Bulge	Zi	12MM X 1.50	19MM	23MM
Buick	Regal	2000-2004	3846	External Thread Solid Steel - Use 3865/7 Cap	Zi	12MM X 1.50	19MM	28MM
Buick	Regal	2011-2012	3846	External Thread Solid Steel - Use 3865/7 Cap	Zi	12MM X 1.50	19MM	28MM
Buick	Rendezvous	2002-2006	3844	Open Bulge	Zi	12MM X 1.50	19MM	23MM
Buick	Rendezvous	2006-2007	3844	Open Bulge	Zi	12MM X 1.50	19MM	23MM
Buick	Rendezvous	2007	3844	Open Bulge	Zi	12MM X 1.50	19MM	23MM
Buick	Rendezvous	2002-2007	3845	Chrome Dome Top	Ch	12MM X 1.50	19MM	37MM

MAKE	MODEL	YEAR	PART #	STYLE	FINISH	THREAD	HEX	LENGTH
Buick	Rendezvous	2004-2007	3846	External Thread Solid Steel - Use 3865/7 Cap	Zi	12MM X 1.50	19MM	28MM
Buick	Rendezvous	2002-2003	3866	Black Plastic Cap	Blk	24MM X 2.0	22MM	45MM
Buick	Rendezvous	2006-2007	3866	Black Plastic Cap	Blk	24MM X 2.0	22MM	45MM
Buick	Rendezvous	2006-2007	3872	Long Hex, Short MAG w/Washer	Ch	12MM X 1.50	21MM	48MM
Buick	Rendezvous	2004-2007	3877	Chrome Acorn Nut	Ch	12mm x 1.50	21mm	35mm
Buick	Rendezvous	2006	3892	Modified Acorn	Ch	12MM X 1.50	21MM	29MM
Buick	Rendezvous	2006-2007	3892	Modified Acorn	Ch	12MM X 1.50	21MM	29MM
Buick	Rendezvous	2007	3892	Modified Acorn	Ch	12MM X 1.50	21MM	29MM
Buick	Rendezvous	2002-2007	6140	Chrome MAG	Ch	12MM X 1.50	21MM	36MM
Buick	Terraza	2005-2007	3805	Chrome Acorn	Ch	12MM X 1.50	19MM	35MM
Buick	Terraza	2006-2007	3832	Acorn Bulge	Ch	12MM X 1.50	21MM	35MM
Buick	Terraza	2006-2007	3844	Open Bulge	Zi	12MM X 1.50	19MM	23MM
Buick	Terraza	2005-2007	3846	External Thread Solid Steel - Use 3865/7 Cap	Zi	12MM X 1.50	19MM	28MM
Buick	Terraza	2006	3872	Long Hex, Short MAG w/Washer	Ch	12MM X 1.50	21MM	48MM
Buick	Terraza	2005-2007	3877	Chrome Acorn Nut	Ch	12mm x 1.50	21mm	35mm
Buick	Terraza	2006-2007	3892	Modified Acorn	Ch	12MM X 1.50	21MM	29MM
Buick	Terraza	2007	6117	Dome Top Bulge Retainer	Ch	12MM X 1.50	19MM	35MM
Buick	Terraza	2005-2007	6140	Chrome MAG	Ch	12MM X 1.50	21MM	36MM
Buick	Verano	2012-2017	3805	Chrome Acorn	Ch	12MM X 1.50	19MM	35MM
Buick	Verano	2012	3832	Acorn Bulge	Ch	12MM X 1.50	21MM	35MM
Buick	Verano	2012	3844	Open Bulge	Zi	12MM X 1.50	19MM	23MM
Buick	Verano	2012	3872	Long Hex, Short MAG w/Washer	Ch	12MM X 1.50	21MM	48MM
Buick	Verano	2012	3892	Modified Acorn	Ch	12MM X 1.50	21MM	29MM
Buick	Verano	2012	6117	Dome Top Bulge Retainer	Ch	12MM X 1.50	19MM	35MM
Buick	Verano	2012	6140	Chrome MAG	Ch	12MM X 1.50	21MM	36MM
Cadillac	ATS	2018-2019	6137	Chrome Acorn Bulge	Ch	12MM X 1.50	19MM	38MM
Cadillac	CT4	2020-2023	6137	Chrome Acorn Bulge	Ch	12MM X 1.50	19MM	38MM
Cadillac	CT6	2016-2018	3810	Chrome Dome Top	Ch	14MM X 1.50	21MM	44MM
Cadillac	CT6	2020	3888	Chrome Dome Top	Ch	14MM X 1.50	22MM	39MM
Cadillac	CTS	2010-2012	3805	Chrome Acorn	Ch	12MM X 1.50	19MM	35MM
Cadillac	CTS	2013-2015	3810	Chrome Dome Top	Ch	14MM X 1.50	21MM	44MM
Cadillac	CTS	2006-2012	3844	Open Bulge	Zi	12MM X 1.50	19MM	23MM
Cadillac	CTS	2006-2010	3872	Long Hex, Short MAG w/Washer	Ch	12MM X 1.50	21MM	48MM
Cadillac	CTS	2004-2007	3877	Chrome Acorn Nut	Ch	12mm x 1.50	21mm	35mm
Cadillac	CTS	2008-2010	3886	Open Bulge	Ch	14MM X 1.50	19MM	21MM
Cadillac	CTS	2004-2009	3887	Chrome Acorn Bulge	Ch	14MM X 1.50	22MM	45MM
Cadillac	CTS	2009-2010	3892	Modified Acorn	Ch	12MM X 1.50	21MM	29MM
Cadillac	CTS	2010	3892	Modified Acorn	Ch	12MM X 1.50	21MM	29MM
Cadillac	CTS	2006-2010	6117	Dome Top Bulge Retainer	Ch	12MM X 1.50	19MM	35MM
Cadillac	CTS	2005-2007	6137	Chrome Acorn Bulge	Ch	12MM X 1.50	19MM	38MM
Cadillac	CTS	2006-2010	6140	Chrome MAG	Ch	12MM X 1.50	21MM	36MM
Cadillac	DeVille	2000-2005	3805	Chrome Acorn	Ch	12MM X 1.50	19MM	35MM
Cadillac	DeVille	2000-2005	3844	Open Bulge	Zi	12MM X 1.50	19MM	23MM
Cadillac	DTS	2011	3844	Open Bulge	Zi	12MM X 1.50	19MM	23MM
Cadillac	DTS	2011	3872	Long Hex, Short MAG w/Washer	Ch	12MM X 1.50	21MM	48MM
Cadillac	DTS	2011	3877	Chrome Acorn Nut	Ch	12mm x 1.50	21mm	35mm
Cadillac	DTS	2006-2011	3892	Modified Acorn	Ch	12MM X 1.50	21MM	29MM
Cadillac	DTS	2011	6117	Dome Top Bulge Retainer	Ch	12MM X 1.50	19MM	35MM
Cadillac	DTS	2011	6137	Chrome Acorn Bulge	Ch	12MM X 1.50	19MM	38MM
Cadillac	DTS	2006-2011	6140	Chrome MAG	Ch	12MM X 1.50	21MM	36MM
Cadillac	Eldorado	2000-2002	3844	Open Bulge	Zi	12MM X 1.50	19MM	23MM
Cadillac	ELR	2016	3845	Chrome Dome Top	Ch	12MM X 1.50	19MM	37MM
Cadillac	Escalade ESV	2014-2018	3843	Open Bulge Alum Wheels	Zi	14MM X 1.50	22MM	21MM
Cadillac	Escalade ESV	2020-2023	3843	Open Bulge Alum Wheels	Zi	14MM X 1.50	22MM	21MM
Cadillac	Escalade ESV	2005-2006	3887	Chrome Acorn Bulge	Ch	14MM X 1.50	22MM	45MM
Cadillac	Escalade ESV	2014-2018	3887	Chrome Acorn Bulge	Ch	14MM X 1.50	22MM	45MM
Cadillac	Escalade ESV	2020-2023	3887	Chrome Acorn Bulge	Ch	14MM X 1.50	22MM	45MM
Cadillac	Escalade EXT	2005-2006	3887	Chrome Acorn Bulge	Ch	14MM X 1.50	22MM	45MM
Cadillac	Escalade	2014	3843	Open Bulge Alum Wheels	Zi	14MM X 1.50	22MM	21MM
Cadillac	Escalade	2014-2015	3843	Open Bulge Alum Wheels	Zi	14MM X 1.50	22MM	21MM
Cadillac	Escalade	2015-2016	3843	Open Bulge Alum Wheels	Zi	14MM X 1.50	22MM	21MM
Cadillac	Escalade	2016-2017	3843	Open Bulge Alum Wheels	Zi	14MM X 1.50	22MM	21MM
Cadillac	Escalade	2017-2018	3843	Open Bulge Alum Wheels	Zi	14MM X 1.50	22MM	21MM
Cadillac	Escalade	2018	3843	Open Bulge Alum Wheels	Zi	14MM X 1.50	22MM	21MM
Cadillac	Escalade	2020-2023	3843	Open Bulge Alum Wheels	Zi	14MM X 1.50	22MM	21MM
Cadillac	Escalade	2000	3855	External Thread Steel Wheels Use With 3866 Cap	Zi	14MM X 1.50	22MM	30MM
Cadillac	Escalade	2004	3855	External Thread Steel Wheels Use With 3866 Cap	Zi	14MM X 1.50	22MM	30MM
Cadillac	Escalade	2000	3872	Long Hex, Short MAG w/Washer	Ch	12MM X 1.50	21MM	48MM

CADILLAC - CHEVROLET

MAKE	MODEL	YEAR	PART #	STYLE	FINISH	THREAD	HEX	LENGTH
Cadillac	Escalade	2002-2012	3872	Long Hex, Short MAG w/Washer	Ch	12MM X 1.50	21MM	48MM
Cadillac	Escalade	2009-2012	3886	Open Bulge	Ch	14MM X 1.50	19MM	21MM
Cadillac	Escalade	2005-2006	3887	Chrome Acorn Bulge	Ch	14MM X 1.50	22MM	45MM
Cadillac	Escalade	2014-2018	3887	Chrome Acorn Bulge	Ch	14MM X 1.50	22MM	45MM
Cadillac	Escalade	2018	3887	Chrome Acorn Bulge	Ch	14MM X 1.50	22MM	45MM
Cadillac	Escalade	2020-2023	3887	Chrome Acorn Bulge	Ch	14MM X 1.50	22MM	45MM
Cadillac	LYRIQ	2023	3887	Chrome Acorn Bulge	Ch	14MM X 1.50	22MM	45MM
Cadillac	Seville	2000-2004	3805	Chrome Acorn	Ch	12MM X 1.50	19MM	35MM
Cadillac	Seville	2000-2004	3844	Open Bulge	Zi	12MM X 1.50	19MM	23MM
Cadillac	Seville	2000-2004	3846	External Thread Solid Steel - Use 3865/7 Cap	Zi	12MM X 1.50	19MM	28MM
Cadillac	Seville	2001-2004	4683	External Thread	Zi	12MM X 1.50	19MM	31.25MM
Cadillac	SRX	2010-2015	3806	Acorn Bulge	Ch	14MM X 1.50	19MM	35MM
Cadillac	SRX	2011-2013	3810	Chrome Dome Top	Ch	14MM X 1.50	21MM	44MM
Cadillac	SRX	2010-2015	3843	Open Bulge Alum Wheels	Zi	14MM X 1.50	22MM	21MM
Cadillac	SRX	2006-2009	3844	Open Bulge	Zi	12MM X 1.50	19MM	23MM
Cadillac	SRX	2006-2008	3872	Long Hex, Short MAG w/Washer	Ch	12MM X 1.50	21MM	48MM
Cadillac	SRX	2004-2006	3877	Chrome Acorn Nut	Ch	12mm x 1.50	21mm	35mm
Cadillac	SRX	2006-2009	3892	Modified Acorn	Ch	12MM X 1.50	21MM	29MM
Cadillac	SRX	2006-2009	6117	Dome Top Bulge Retainer	Ch	12MM X 1.50	19MM	35MM
Cadillac	SRX	2004-2009	6137	Chrome Acorn Bulge	Ch	12MM X 1.50	19MM	38MM
Cadillac	SRX	2006-2009	6140	Chrome MAG	Ch	12MM X 1.50	21MM	36MM
Cadillac	STS	2010-2011	3806	Acorn Bulge	Ch	14MM X 1.50	19MM	35MM
Cadillac	STS	2010-2011	3843	Open Bulge Alum Wheels	Zi	14MM X 1.50	22MM	21MM
Cadillac	STS	2006-2010	3844	Open Bulge	Zi	12MM X 1.50	19MM	23MM
Cadillac	STS	2005-2011	3872	Long Hex, Short MAG w/Washer	Ch	12MM X 1.50	21MM	48MM
Cadillac	STS	2005-2011	3877	Chrome Acorn Nut	Ch	12mm x 1.50	21mm	35mm
Cadillac	STS	2008-2010	3886	Open Bulge	Ch	14MM X 1.50	19MM	21MM
Cadillac	STS	2006	3892	Modified Acorn	Ch	12MM X 1.50	21MM	29MM
Cadillac	STS	2006	3892	Modified Acorn	Ch	12MM X 1.50	21MM	29MM
Cadillac	STS	2006-2007	3892	Modified Acorn	Ch	12MM X 1.50	21MM	29MM
Cadillac	STS	2007	3892	Modified Acorn	Ch	12MM X 1.50	21MM	29MM
Cadillac	STS	2007-2008	3892	Modified Acorn	Ch	12MM X 1.50	21MM	29MM
Cadillac	STS	2008	3892	Modified Acorn	Ch	12MM X 1.50	21MM	29MM
Cadillac	STS	2008-2009	3892	Modified Acorn	Ch	12MM X 1.50	21MM	29MM
Cadillac	STS	2009	3892	Modified Acorn	Ch	12MM X 1.50	21MM	29MM
Cadillac	STS	2009	3892	Modified Acorn	Ch	12MM X 1.50	21MM	29MM
Cadillac	STS	2007-2010	6117	Dome Top Bulge Retainer	Ch	12MM X 1.50	19MM	35MM
Cadillac	STS	2005-2011	6137	Chrome Acorn Bulge	Ch	12MM X 1.50	19MM	38MM
Cadillac	STS	2006-2010	6140	Chrome MAG	Ch	12MM X 1.50	21MM	36MM
Cadillac	XLR	2006-2008	3844	Open Bulge	Zi	12MM X 1.50	19MM	23MM
Cadillac	XLR	2007-2008	3877	Chrome Acorn Nut	Ch	12mm x 1.50	21mm	35mm
Cadillac	XLR	2007-2008	3892	Modified Acorn	Ch	12MM X 1.50	21MM	29MM
Cadillac	XLR	2007-2009	6112	Acorn Bulge	Ch	12MM X 1.50	19MM	39MM
Cadillac	XLR	2007-2008	6117	Dome Top Bulge Retainer	Ch	12MM X 1.50	19MM	35MM
Cadillac	XLR	2006-2007	6140	Chrome MAG	Ch	12MM X 1.50	21MM	36MM
Cadillac	XLR	2007-2008	6140	Chrome MAG	Ch	12MM X 1.50	21MM	36MM
Cadillac	XLR	2008	6140	Chrome MAG	Ch	12MM X 1.50	21MM	36MM
Cadillac	XT5	2017-2019	3810	Chrome Dome Top	Ch	14MM X 1.50	21MM	44MM
Cadillac	XT5	2017-2023	3887	Chrome Acorn Bulge	Ch	14MM X 1.50	22MM	45MM
Cadillac	XT6	2020-2023	3887	Chrome Acorn Bulge	Ch	14MM X 1.50	22MM	45MM
Chevrolet	Astro	2000-2002	3802	Open Standard	Zi	1/2 X 20	13/16"	0.62"
Chevrolet	Astro	2000-2002	3814	Short MAG w/Washer	Ch	1/2 X 20	13/16"	1.46"
Chevrolet	Astro	2000	3816	Long MAG w/Washer	Ch	1/2 X 20	13/16"	1.67"
Chevrolet	Astro	2000-2001	3816	Long MAG w/Washer	Ch	1/2 X 20	13/16"	1.67"
Chevrolet	Astro	2001-2002	3816	Long MAG w/Washer	Ch	1/2 X 20	13/16"	1.67"
Chevrolet	Astro	2002-2003	3816	Long MAG w/Washer	Ch	1/2 X 20	13/16"	1.67"
Chevrolet	Astro	2003	3816	Long MAG w/Washer	Ch	1/2 X 20	13/16"	1.67"
Chevrolet	Astro	2000-2002	3824	Open Bulge	Ch	1/2 X 20	3/4"	0.82"
Chevrolet	Astro	2000-2002	3825	Duplex Acorn	Ch	1/2 X 20	7/8"	1.85"
Chevrolet	Astro	2003-2005	3855	External Thread Steel Wheels Use With 3866 Cap	Zi	14MM X 1.50	22MM	30MM
Chevrolet	Astro	2000-2002	3860	Acorn Bulge	Ch	1/2 X 20	13/16"	0.83"
Chevrolet	Astro	2000-2002	3863	Chrome Acorn	Ch	1/2 X 20	13/16"	1.38"
Chevrolet	Astro	2000-2002	3870	Acorn Bulge	Ch	1/2 X 20	13/16"	1.38"
Chevrolet	Astro	2003-2005	3872	Long Hex, Short MAG w/Washer	Ch	12MM X 1.50	21MM	48MM
Chevrolet	Astro	2003-2005	3886	Open Bulge	Ch	14MM X 1.50	19MM	21MM
Chevrolet	Astro	2000-2003	6143	Long MAG w/Washer Lock Nut Use With 3816	Ch	1/2 X 20	Locking Nut	1.50"
Chevrolet	Avalanche 1500	2002-2006	3855	External Thread Steel Wheels Use With 3866 Cap	Zi	14MM X 1.50	22MM	30MM
Chevrolet	Avalanche 1500	2002-2006	3886	Open Bulge	Ch	14MM X 1.50	19MM	21MM

MAKE	MODEL	YEAR	PART #	STYLE	FINISH	THREAD	HEX	LENGTH
Chevrolet	Avalanche 1500	2005-2006	3887	Chrome Acorn Bulge	Ch	14MM X 1.50	22MM	45MM
Chevrolet	Avalanche 2500	2002-2006	3855	External Thread Steel Wheels Use With 3866 Cap	Zi	14MM X 1.50	22MM	30MM
Chevrolet	Avalanche 2500	2002-2003	3886	Open Bulge	Ch	14MM X 1.50	19MM	21MM
Chevrolet	Avalanche 2500	2002-2006	3887	Chrome Acorn Bulge	Ch	14MM X 1.50	22MM	45MM
Chevrolet	Aveo5	2006	6124	Chrome Open Standard	Ch	12MM X 1.50	21MM	36MM
Chevrolet	Aveo	2004-2005	6124	Chrome Open Standard	Ch	12MM X 1.50	21MM	36MM
Chevrolet	Blazer	2000-2002	3804	Open Standard	Zi	12MM X 1.50	19MM	16MM
Chevrolet	Blazer	2000-2005	3846	External Thread Solid Steel - Use 3865/7 Cap	Zi	12MM X 1.50	19MM	28MM
Chevrolet	Blazer	2000-2002	3848	Open Bulge	Zi	12MM X 1.50	21MM	16MM
Chevrolet	Blazer	2020-2023	3887	Chrome Acorn Bulge	Ch	14MM X 1.50	22MM	45MM
Chevrolet	Bolt EUV	2022	6137	Chrome Acorn Bulge	Ch	12MM X 1.50	19MM	38MM
Chevrolet	Bolt EV	2018-2019	3844	Open Bulge	Zi	12MM X 1.50	19MM	23MM
Chevrolet	Bolt EV	2020-2022	6137	Chrome Acorn Bulge	Ch	12MM X 1.50	19MM	38MM
Chevrolet	C2500	2000	3855	External Thread Steel Wheels Use With 3866 Cap	Zi	14MM X 1.50	22MM	30MM
Chevrolet	C2500	2000	3886	Open Bulge	Ch	14MM X 1.50	19MM	21MM
Chevrolet	C3500	2000	3855	External Thread Steel Wheels Use With 3866 Cap	Zi	14MM X 1.50	22MM	30MM
Chevrolet	C3500	2000	3886	Open Bulge	Ch	14MM X 1.50	19MM	21MM
Chevrolet	C3500HD	2000-2001	3855	External Thread Steel Wheels Use With 3866 Cap	Zi	14MM X 1.50	22MM	30MM
Chevrolet	C3500HD	2001	3886	Open Bulge	Ch	14MM X 1.50	19MM	21MM
Chevrolet	C35	2000	3855	External Thread Steel Wheels Use With 3866 Cap	Zi	14MM X 1.50	22MM	30MM
Chevrolet	C35	2000	3886	Open Bulge	Ch	14MM X 1.50	19MM	21MM
Chevrolet	Camaro	2011-2015	3810	Chrome Dome Top	Ch	14MM X 1.50	21MM	44MM
Chevrolet	Camaro	2010-2013	3844	Open Bulge	Zi	12MM X 1.50	19MM	23MM
Chevrolet	Camaro	2000-2002	3845	Chrome Dome Top	Ch	12MM X 1.50	19MM	37MM
Chevrolet	Camaro	2000-2002	3846	External Thread Solid Steel - Use 3865/7 Cap	Zi	12MM X 1.50	19MM	28MM
Chevrolet	Camaro	2010-2011	3855	External Thread Steel Wheels Use With 3866 Cap	Zi	14MM X 1.50	22MM	30MM
Chevrolet	Camaro	2000-2002	3865	Gray Plastic Cap	Gray	24MM X 2.0	19MM	33MM
Chevrolet	Camaro	2001-2002	3866	Black Plastic Cap	Blk	24MM X 2.0	22MM	45MM
Chevrolet	Camaro	2010-2011	3886	Open Bulge	Ch	14MM X 1.50	19MM	21MM
Chevrolet	Camaro	2000-2002	4683	External Thread	Zi	12MM X 1.50	19MM	31.25MM
Chevrolet	Captiva	2011-2017	3855	External Thread Steel Wheels Use With 3866 Cap	Zi	14MM X 1.50	22MM	30MM
Chevrolet	Captiva Sport	2012	3844	Open Bulge	Zi	12MM X 1.50	19MM	23MM
Chevrolet	Captiva Sport	2012-2015	3845	Chrome Dome Top	Ch	12MM X 1.50	19MM	37MM
Chevrolet	Captiva Sport	2012	3872	Long Hex, Short MAG w/Washer	Ch	12MM X 1.50	21MM	48MM
Chevrolet	Captiva Sport	2012	3892	Modified Acorn	Ch	12MM X 1.50	21MM	29MM
Chevrolet	Captiva Sport	2012	6117	Dome Top Bulge Retainer	Ch	12MM X 1.50	19MM	35MM
Chevrolet	Captiva Sport	2012	6140	Chrome MAG	Ch	12MM X 1.50	21MM	36MM
Chevrolet	Cavalier	2000-2005	3845	Chrome Dome Top	Ch	12MM X 1.50	19MM	37MM
Chevrolet	Cavalier	2003-2005	3846	External Thread Solid Steel - Use 3865/7 Cap	Zi	12MM X 1.50	19MM	28MM
Chevrolet	Cavalier	2002	3865	Gray Plastic Cap	Gray	24MM X 2.0	19MM	33MM
Chevrolet	Cavalier	2004-2005	3877	Chrome Acorn Nut	Ch	12mm x 1.50	21mm	35mm
Chevrolet	Cavalier	2000-2005	4683	External Thread	Zi	12MM X 1.50	19MM	31.25MM
Chevrolet	Cheyenne (Mexico)	2020-2022	3843	Open Bulge Alum Wheels	Zi	14MM X 1.50	22MM	21MM
Chevrolet	Cheyenne (Mexico)	2020-2021	3855	External Thread Steel Wheels Use With 3866 Cap	Zi	14MM X 1.50	22MM	30MM
Chevrolet	Cheyenne (Mexico)	2020-2022	3887	Chrome Acorn Bulge	Ch	14MM X 1.50	22MM	45MM
Chevrolet	Classic	2004-2005	3846	External Thread Solid Steel - Use 3865/7 Cap	Zi	12MM X 1.50	19MM	28MM
Chevrolet	Cobalt	2006-2010	3844	Open Bulge	Zi	12MM X 1.50	19MM	23MM
Chevrolet	Cobalt	2005-2010	3845	Chrome Dome Top	Ch	12MM X 1.50	19MM	37MM
Chevrolet	Cobalt	2005-2010	3846	External Thread Solid Steel - Use 3865/7 Cap	Zi	12MM X 1.50	19MM	28MM
Chevrolet	Cobalt	2005-2009	3865	Gray Plastic Cap	Gray	24MM X 2.0	19MM	33MM
Chevrolet	Cobalt	2006-2010	3872	Long Hex, Short MAG w/Washer	Ch	12MM X 1.50	21MM	48MM
Chevrolet	Cobalt	2005-2010	3877	Chrome Acorn Nut	Ch	12mm x 1.50	21mm	35mm
Chevrolet	Cobalt	2007-2010	6117	Dome Top Bulge Retainer	Ch	12MM X 1.50	19MM	35MM
Chevrolet	Cobalt	2007-2010	6140	Chrome MAG	Ch	12MM X 1.50	21MM	36MM
Chevrolet	Colorado (Mexico)	2013-2014	3877	Chrome Acorn Nut	Ch	12mm x 1.50	21mm	35mm
Chevrolet	Colorado LS	2004	3866	Black Plastic Cap	Blk	24MM X 2.0	22MM	45MM
Chevrolet	Colorado LT	2006	3866	Black Plastic Cap	Blk	24MM X 2.0	22MM	45MM
Chevrolet	Colorado Sport	2005	3866	Black Plastic Cap	Blk	24MM X 2.0	22MM	45MM
Chevrolet	Colorado Sport LS	2004	3866	Black Plastic Cap	Blk	24MM X 2.0	22MM	45MM
Chevrolet	Colorado Sport	2004	3866	Black Plastic Cap	Blk	24MM X 2.0	22MM	45MM
Chevrolet	Colorado Sports LS	2005	3866	Black Plastic Cap	Blk	24MM X 2.0	22MM	45MM
Chevrolet	Colorado WT	2006	3866	Black Plastic Cap	Blk	24MM X 2.0	22MM	45MM
Chevrolet	Colorado Z71	2005	3866	Black Plastic Cap	Blk	24MM X 2.0	22MM	45MM
Chevrolet	Colorado Z71 LS	2004-2005	3866	Black Plastic Cap	Blk	24MM X 2.0	22MM	45MM
Chevrolet	Colorado Z71	2004	3866	Black Plastic Cap	Blk	24MM X 2.0	22MM	45MM
Chevrolet	Colorado Z85 LS	2005	3866	Black Plastic Cap	Blk	24MM X 2.0	22MM	45MM
Chevrolet	Colorado Z85	2005	3866	Black Plastic Cap	Blk	24MM X 2.0	22MM	45MM
Chevrolet	Colorado	2004-2012	3844	Open Bulge	Zi	12MM X 1.50	19MM	23MM

CHEVROLET

MAKE	MODEL	YEAR	PART #	STYLE	FINISH	THREAD	HEX	LENGTH
Chevrolet	Colorado	2007-2012	3845	Chrome Dome Top	Ch	12MM X 1.50	19MM	37MM
Chevrolet	Colorado	2009-2012	3846	External Thread Solid Steel - Use 3865/7 Cap	Zi	12MM X 1.50	19MM	28MM
Chevrolet	Colorado	2015-2021	3855	External Thread Steel Wheels Use With 3866 Cap	Zi	14MM X 1.50	22MM	30MM
Chevrolet	Colorado	2004	3866	Black Plastic Cap	Blk	24MM X 2.0	22MM	45MM
Chevrolet	Colorado	2004-2007	3866	Black Plastic Cap	Blk	24MM X 2.0	22MM	45MM
Chevrolet	Colorado	2007-2008	3866	Black Plastic Cap	Blk	24MM X 2.0	22MM	45MM
Chevrolet	Colorado	2008-2009	3866	Black Plastic Cap	Blk	24MM X 2.0	22MM	45MM
Chevrolet	Colorado	2009	3866	Black Plastic Cap	Blk	24MM X 2.0	22MM	45MM
Chevrolet	Colorado	2009-2010	3866	Black Plastic Cap	Blk	24MM X 2.0	22MM	45MM
Chevrolet	Colorado	2010	3866	Black Plastic Cap	Blk	24MM X 2.0	22MM	45MM
Chevrolet	Colorado	2010-2011	3866	Black Plastic Cap	Blk	24MM X 2.0	22MM	45MM
Chevrolet	Colorado	2011	3866	Black Plastic Cap	Blk	24MM X 2.0	22MM	45MM
Chevrolet	Colorado	2011-2012	3866	Black Plastic Cap	Blk	24MM X 2.0	22MM	45MM
Chevrolet	Colorado	2012	3866	Black Plastic Cap	Blk	24MM X 2.0	22MM	45MM
Chevrolet	Colorado	2012	3866	Black Plastic Cap	Blk	24MM X 2.0	22MM	45MM
Chevrolet	Colorado	2006-2012	3872	Long Hex, Short MAG w/Washer	Ch	12MM X 1.50	21MM	48MM
Chevrolet	Colorado	2009-2012	3877	Chrome Acorn Nut	Ch	12mm x 1.50	21MM	35MM
Chevrolet	Colorado	2015-2022	3887	Chrome Acorn Bulge	Ch	14MM X 1.50	22MM	45MM
Chevrolet	Colorado	2007	3892	Modified Acorn	Ch	12MM X 1.50	21MM	29MM
Chevrolet	Colorado	2007-2008	3892	Modified Acorn	Ch	12MM X 1.50	21MM	29MM
Chevrolet	Colorado	2008-2009	3892	Modified Acorn	Ch	12MM X 1.50	21MM	29MM
Chevrolet	Colorado	2009	3892	Modified Acorn	Ch	12MM X 1.50	21MM	29MM
Chevrolet	Colorado	2009-2010	3892	Modified Acorn	Ch	12MM X 1.50	21MM	29MM
Chevrolet	Colorado	2010	3892	Modified Acorn	Ch	12MM X 1.50	21MM	29MM
Chevrolet	Colorado	2010-2011	3892	Modified Acorn	Ch	12MM X 1.50	21MM	29MM
Chevrolet	Colorado	2011	3892	Modified Acorn	Ch	12MM X 1.50	21MM	29MM
Chevrolet	Colorado	2011-2012	3892	Modified Acorn	Ch	12MM X 1.50	21MM	29MM
Chevrolet	Colorado	2012	3892	Modified Acorn	Ch	12MM X 1.50	21MM	29MM
Chevrolet	Colorado	2012	3892	Modified Acorn	Ch	12MM X 1.50	21MM	29MM
Chevrolet	Colorado	2012	3892	Modified Acorn	Ch	12MM X 1.50	21MM	29MM
Chevrolet	Colorado	2007-2012	6117	Dome Top Bulge Retainer	Ch	12MM X 1.50	19MM	35MM
Chevrolet	Colorado	2007-2012	6140	Chrome MAG	Ch	12MM X 1.50	21MM	36MM
Chevrolet	Corvette	2000-2001	3844	Open Bulge	Zi	12MM X 1.50	19MM	23MM
Chevrolet	Corvette	2000-2002	3846	External Thread Solid Steel - Use 3865/7 Cap	Zi	12MM X 1.50	19MM	28MM
Chevrolet	Corvette	2000-2003	3865	Gray Plastic Cap	Gray	24MM X 2.0	19MM	33MM
Chevrolet	Corvette	2002-2019	6112	Acorn Bulge	Ch	12MM X 1.50	19MM	39MM
Chevrolet	Cruze Limited	2016	3877	Chrome Acorn Nut	Ch	12mm x 1.50	21MM	35MM
Chevrolet	Cruze	2011-2019	3844	Open Bulge	Zi	12MM X 1.50	19MM	23MM
Chevrolet	Cruze	2011-2016	3845	Chrome Dome Top	Ch	12MM X 1.50	19MM	37MM
Chevrolet	Cruze	2013-2015	3846	External Thread Solid Steel - Use 3865/7 Cap	Zi	12MM X 1.50	19MM	28MM
Chevrolet	Cruze	2011-2015	3877	Chrome Acorn Nut	Ch	12mm x 1.50	21MM	35MM
Chevrolet	Cruze	2011	3892	Modified Acorn	Ch	12MM X 1.50	21MM	29MM
Chevrolet	Cruze	2011-2012	3892	Modified Acorn	Ch	12MM X 1.50	21MM	29MM
Chevrolet	Cruze	2012-2013	3892	Modified Acorn	Ch	12MM X 1.50	21MM	29MM
Chevrolet	Cruze	2013-2014	3892	Modified Acorn	Ch	12MM X 1.50	21MM	29MM
Chevrolet	Cruze	2014-2015	3892	Modified Acorn	Ch	12MM X 1.50	21MM	29MM
Chevrolet	Cruze	2015-2016	3892	Modified Acorn	Ch	12MM X 1.50	21MM	29MM
Chevrolet	Cruze	2016	3892	Modified Acorn	Ch	12MM X 1.50	21MM	29MM
Chevrolet	Cruze	2016	3892	Modified Acorn	Ch	12MM X 1.50	21MM	29MM
Chevrolet	Cruze	2010-2012	6117	Dome Top Bulge Retainer	Ch	12MM X 1.50	19MM	35MM
Chevrolet	Cruze	2011-2012	6140	Chrome MAG	Ch	12MM X 1.50	21MM	36MM
Chevrolet	Cruze	2010-2012	6146	Short MAG w/Washer	Ch	12MM X 1.50	21MM	42MM
Chevrolet	Epica	2004	6124	Chrome Open Standard	Ch	12MM X 1.50	21MM	36MM
Chevrolet	Equinox LS	2006	3865	Gray Plastic Cap	Gray	24MM X 2.0	19MM	33MM
Chevrolet	Equinox	2020	3805	Chrome Acorn	Ch	12MM X 1.50	19MM	35MM
Chevrolet	Equinox	2007-2009	3844	Open Bulge	Zi	12MM X 1.50	19MM	23MM
Chevrolet	Equinox	2005-2009	3845	Chrome Dome Top	Ch	12MM X 1.50	19MM	37MM
Chevrolet	Equinox	2018-2019	3845	Chrome Dome Top	Ch	12MM X 1.50	19MM	37MM
Chevrolet	Equinox	2005-2009	3846	External Thread Solid Steel - Use 3865/7 Cap	Zi	12MM X 1.50	19MM	28MM
Chevrolet	Equinox	2010-2012	3855	External Thread Steel Wheels Use With 3866 Cap	Zi	14MM X 1.50	22MM	30MM
Chevrolet	Equinox	2005	3865	Gray Plastic Cap	Gray	24MM X 2.0	19MM	33MM
Chevrolet	Equinox	2007-2009	3872	Long Hex, Short MAG w/Washer	Ch	12MM X 1.50	21MM	48MM
Chevrolet	Equinox	2005-2009	3877	Chrome Acorn Nut	Ch	12mm x 1.50	21MM	35MM
Chevrolet	Equinox	2010-2015	3887	Chrome Acorn Bulge	Ch	14MM X 1.50	22MM	45MM
Chevrolet	Equinox	2005-2009	6137	Chrome Acorn Bulge	Ch	12MM X 1.50	19MM	38MM
Chevrolet	Equinox	2021-2022	6137	Chrome Acorn Bulge	Ch	12MM X 1.50	19MM	38MM
Chevrolet	Equinox	2007-2009	6140	Chrome MAG	Ch	12MM X 1.50	21MM	36MM
Chevrolet	Equinox	2007-2009	6146	Short MAG w/Washer	Ch	12MM X 1.50	21MM	42MM
Chevrolet	Express 1500	2007-2014	3855	External Thread Steel Wheels Use With 3866 Cap	Zi	14MM X 1.50	22MM	30MM

MAKE	MODEL	YEAR	PART #	STYLE	FINISH	THREAD	HEX	LENGTH
Chevrolet	Express 1500	2000-2012	3886	Open Bulge	Ch	14MM X 1.50	19MM	21MM
Chevrolet	Express 1500	2000-2014	3887	Chrome Acorn Bulge	Ch	14MM X 1.50	22MM	45MM
Chevrolet	Express 2500	2000-2021	3855	External Thread Steel Wheels Use With 3866 Cap	Zi	14MM X 1.50	22MM	30MM
Chevrolet	Express 2500	2000-2012	3886	Open Bulge	Ch	14MM X 1.50	19MM	21MM
Chevrolet	Express 2500	2003-2019	6149	External Thread Flanged Flat	Blk	14MM X 1.50	22MM	34MM
Chevrolet	Express 3500	2000-2021	3855	External Thread Steel Wheels Use With 3866 Cap	Zi	14MM X 1.50	22MM	30MM
Chevrolet	Express 3500	2000-2012	3886	Open Bulge	Ch	14MM X 1.50	19MM	21MM
Chevrolet	Express 3500	2020-2021	6111	Chrome MAG	Ch	14MM X 1.50	22MM	24MM
Chevrolet	Express 3500	2020-2021	6149	External Thread Flanged Flat	Blk	14MM X 1.50	22MM	34MM
Chevrolet	Express 4500	2009-2021	3855	External Thread Steel Wheels Use With 3866 Cap	Zi	14MM X 1.50	22MM	30MM
Chevrolet	Express 4500	2020	6111	Chrome MAG	Ch	14MM X 1.50	22MM	24MM
Chevrolet	Express 4500	2009-2021	6149	External Thread Flanged Flat	Blk	14MM X 1.50	22MM	34MM
Chevrolet	Express Cargo (Mex)	2020-2021	3855	External Thread Steel Wheels Use With 3866 Cap	Zi	14MM X 1.50	22MM	30MM
Chevrolet	Express Cargo (Mex)	2020-2021	6111	Chrome MAG	Ch	14MM X 1.50	22MM	24MM
Chevrolet	Express Cargo (Mex)	2020-2021	6149	External Thread Flanged Flat	Blk	14MM X 1.50	22MM	34MM
Chevrolet	Express Pasajeros(Mex)	2020-2021	3855	External Thread Steel Wheels Use With 3866 Cap	Zi	14MM X 1.50	22MM	30MM
Chevrolet	Express Pasajeros(Mex)	2020-2021	6111	Chrome MAG	Ch	14MM X 1.50	22MM	24MM
Chevrolet	Express Pasajeros(Mex)	2020-2021	6149	External Thread Flanged Flat	Blk	14MM X 1.50	22MM	34MM
Chevrolet	HHR	2006-2011	3844	Open Bulge	Zi	12MM X 1.50	19MM	23MM
Chevrolet	HHR	2006-2010	3845	Chrome Dome Top	Ch	12MM X 1.50	19MM	37MM
Chevrolet	HHR	2006-2011	3846	External Thread Solid Steel - Use 3865/7 Cap	Zi	12MM X 1.50	19MM	28MM
Chevrolet	HHR	2006-2011	3865	Gray Plastic Cap	Gray	24MM X 2.0	19MM	33MM
Chevrolet	HHR	2009-2011	3866	Black Plastic Cap	Blk	24MM X 2.0	22MM	45MM
Chevrolet	HHR	2006-2011	3877	Chrome Acorn Nut	Ch	12mm x 1.50	21mm	35mm
Chevrolet	HHR	2007-2011	3892	Modified Acorn	Ch	12MM X 1.50	21MM	29MM
Chevrolet	HHR	2007-2011	6117	Dome Top Bulge Retainer	Ch	12MM X 1.50	19MM	35MM
Chevrolet	HHR	2007-2011	6140	Chrome MAG	Ch	12MM X 1.50	21MM	36MM
Chevrolet	HHR	2007-2011	6146	Short MAG w/Washer	Ch	12MM X 1.50	21MM	42MM
Chevrolet	Impala Limited	2014-2016	3865	Gray Plastic Cap	Gray	24MM X 2.0	19MM	33MM
Chevrolet	Impala Limited	2014-2016	3877	Chrome Acorn Nut	Ch	12mm x 1.50	21mm	35mm
Chevrolet	Impala SS	2004-2009	3844	Open Bulge	Zi	12MM X 1.50	19MM	23MM
Chevrolet	Impala SS	2004-2009	3845	Chrome Dome Top	Ch	12MM X 1.50	19MM	37MM
Chevrolet	Impala SS	2004-2008	3846	External Thread Solid Steel - Use 3865/7 Cap	Zi	12MM X 1.50	19MM	28MM
Chevrolet	Impala SS	2004-2005	4683	External Thread	Zi	12MM X 1.50	19MM	31.25MM
Chevrolet	Impala SS	2007-2009	6117	Dome Top Bulge Retainer	Ch	12MM X 1.50	19MM	35MM
Chevrolet	Impala SS	2006-2009	6137	Chrome Acorn Bulge	Ch	12MM X 1.50	19MM	38MM
Chevrolet	Impala SS	2007-2009	6140	Chrome MAG	Ch	12MM X 1.50	21MM	36MM
Chevrolet	Impala SS	2007-2009	6146	Short MAG w/Washer	Ch	12MM X 1.50	21MM	42MM
Chevrolet	Impala	2014-2019	3810	Chrome Dome Top	Ch	14MM X 1.50	21MM	44MM
Chevrolet	Impala	2000-2012	3844	Open Bulge	Zi	12MM X 1.50	19MM	23MM
Chevrolet	Impala	2000-2016	3845	Chrome Dome Top	Ch	12MM X 1.50	19MM	37MM
Chevrolet	Impala	2004-2008	3846	External Thread Solid Steel - Use 3865/7 Cap	Zi	12MM X 1.50	19MM	28MM
Chevrolet	Impala	2011-2015	3846	External Thread Solid Steel - Use 3865/7 Cap	Zi	12MM X 1.50	19MM	28MM
Chevrolet	Impala	2014-2020	3855	External Thread Steel Wheels Use With 3866 Cap	Zi	14MM X 1.50	22MM	30MM
Chevrolet	Impala	2002-2005	3865	Gray Plastic Cap	Gray	24MM X 2.0	19MM	33MM
Chevrolet	Impala	2012-2013	3865	Gray Plastic Cap	Gray	24MM X 2.0	19MM	33MM
Chevrolet	Impala	2004-2013	3877	Chrome Acorn Nut	Ch	12mm x 1.50	21mm	35mm
Chevrolet	Impala	2020	3888	Chrome Dome Top	Ch	14MM X 1.50	22MM	39MM
Chevrolet	Impala	2000-2005	4683	External Thread	Zi	12MM X 1.50	19MM	31.25MM
Chevrolet	Impala	2007-2009	6117	Dome Top Bulge Retainer	Ch	12MM X 1.50	19MM	35MM
Chevrolet	Impala	2006-2009	6137	Chrome Acorn Bulge	Ch	12MM X 1.50	19MM	38MM
Chevrolet	Impala	2007-2012	6140	Chrome MAG	Ch	12MM X 1.50	21MM	36MM
Chevrolet	Impala	2007-2012	6146	Short MAG w/Washer	Ch	12MM X 1.50	21MM	42MM
Chevrolet	K2500 4WD	2000	3855	External Thread Steel Wheels Use With 3866 Cap	Zi	14MM X 1.50	22MM	30MM
Chevrolet	K2500	2000	3886	Open Bulge	Ch	14MM X 1.50	19MM	21MM
Chevrolet	K3500	2000	3855	External Thread Steel Wheels Use With 3866 Cap	Zi	14MM X 1.50	22MM	30MM
Chevrolet	K3500	2000	3855	External Thread Steel Wheels Use With 3866 Cap	Zi	14MM X 1.50	22MM	30MM
Chevrolet	K3500	2000	3886	Open Bulge	Ch	14MM X 1.50	19MM	21MM
Chevrolet	K3500	2000	3886	Open Bulge	Ch	14MM X 1.50	19MM	21MM
Chevrolet	Lumina	2000-2001	3844	Open Bulge	Zi	12MM X 1.50	19MM	23MM
Chevrolet	Lumina	2001	3865	Gray Plastic Cap	Gray	24MM X 2.0	19MM	33MM
Chevrolet	Lumina	2000-2001	4683	External Thread	Zi	12MM X 1.50	19MM	31.25MM
Chevrolet	Malibu Maxx LS	2004-2005	3865	Gray Plastic Cap	Gray	24MM X 2.0	19MM	33MM
Chevrolet	Malibu Maxx LT	2004-2005	3865	Gray Plastic Cap	Gray	24MM X 2.0	19MM	33MM
Chevrolet	Malibu Maxx	2004	3844	Open Bulge	Zi	12MM X 1.50	19MM	23MM
Chevrolet	Malibu Maxx	2004	3865	Gray Plastic Cap	Gray	24MM X 2.0	19MM	33MM
Chevrolet	Malibu Maxx	2004	4683	External Thread	Zi	12MM X 1.50	19MM	31.25MM
Chevrolet	Malibu	2020-2021	3804	Open Standard	Zi	12MM X 1.50	19MM	16MM

CHEVROLET

MAKE	MODEL	YEAR	PART #	STYLE	FINISH	THREAD	HEX	LENGTH
Chevrolet	Malibu	2013-2016	3810	Chrome Dome Top	Ch	14MM X 1.50	21MM	44MM
Chevrolet	Malibu	2000-2012	3844	Open Bulge	Zi	12MM X 1.50	19MM	23MM
Chevrolet	Malibu	2005-2012	3845	Chrome Dome Top	Ch	12MM X 1.50	19MM	37MM
Chevrolet	Malibu	2004-2011	3846	External Thread Solid Steel - Use 3865/7 Cap	Zi	12MM X 1.50	19MM	28MM
Chevrolet	Malibu	2006-2012	3865	Gray Plastic Cap	Gray	24MM X 2.0	19MM	33MM
Chevrolet	Malibu	2006-2007	3866	Black Plastic Cap	Blk	24MM X 2.0	22MM	45MM
Chevrolet	Malibu	2010-2012	3866	Black Plastic Cap	Blk	24MM X 2.0	22MM	45MM
Chevrolet	Malibu	2007-2012	3872	Long Hex, Short MAG w/Washer	Ch	12MM X 1.50	21MM	48MM
Chevrolet	Malibu	2004-2012	3877	Chrome Acorn Nut	Ch	12mm x 1.50	21mm	35mm
Chevrolet	Malibu	2008-2012	3892	Modified Acorn	Ch	12MM X 1.50	21MM	29MM
Chevrolet	Malibu	2005-2012	4683	External Thread	Zi	12MM X 1.50	19MM	31.25MM
Chevrolet	Malibu	2007-2009	6117	Dome Top Bulge Retainer	Ch	12MM X 1.50	19MM	35MM
Chevrolet	Malibu	2020-2023	6137	Chrome Acorn Bulge	Ch	12MM X 1.50	19MM	38MM
Chevrolet	Malibu	2007-2012	6140	Chrome MAG	Ch	12MM X 1.50	21MM	36MM
Chevrolet	Matiz	2011-2015	6132	Chrome Acorn Bulge	Ch	12MM X 1.25	17MM	28MM
Chevrolet	Metro	2000-2001	3813	Dome Top Acorn	Ch	12MM X 1.25	21MM	35MM
Chevrolet	Metro	2000-2001	3831	Dome Top Acorn Bulge	Ch	12MM X 1.25	21MM	35MM
Chevrolet	Metro	2000	3836	Long MAG w/Abs	Ch	12MM X 1.25	21MM	42MM
Chevrolet	Metro	2000-2001	3836	Long MAG w/Abs	Ch	12MM X 1.25	21MM	42MM
Chevrolet	Metro	2001	3836	Long MAG w/Abs	Ch	12MM X 1.25	21MM	42MM
Chevrolet	Metro	2000-2001	3850	Dome Top Acorn	Ch	12MM X 1.25	21MM	29MM
Chevrolet	Metro	2000-2001	3873	Open Standard	Zi	12MM X 1.25	19MM	16MM
Chevrolet	Metro	2000-2001	6109	Cragar Long MAG	Ch	12MM X 1.25	21MM	57MM
Chevrolet	Monte Carlo	2000-2006	3844	Open Bulge	Zi	12MM X 1.50	19MM	23MM
Chevrolet	Monte Carlo	2006-2007	3844	Open Bulge	Zi	12MM X 1.50	19MM	23MM
Chevrolet	Monte Carlo	2007	3844	Open Bulge	Zi	12MM X 1.50	19MM	23MM
Chevrolet	Monte Carlo	2000-2007	3845	Chrome Dome Top	Ch	12MM X 1.50	19MM	37MM
Chevrolet	Monte Carlo	2004-2007	3846	External Thread Solid Steel - Use 3865/7 Cap	Zi	12MM X 1.50	19MM	28MM
Chevrolet	Monte Carlo	2000-2005	3865	Gray Plastic Cap	Gray	24MM X 2.0	19MM	33MM
Chevrolet	Monte Carlo	2004-2007	3877	Chrome Acorn Nut	Ch	12mm x 1.50	21mm	35mm
Chevrolet	Monte Carlo	2007	3892	Modified Acorn	Ch	12MM X 1.50	21MM	29MM
Chevrolet	Monte Carlo	2000-2007	4683	External Thread	Zi	12MM X 1.50	19MM	31.25MM
Chevrolet	Monte Carlo	2007	6117	Dome Top Bulge Retainer	Ch	12MM X 1.50	19MM	35MM
Chevrolet	Monte Carlo	2003	6137	Chrome Acorn Bulge	Ch	12MM X 1.50	19MM	38MM
Chevrolet	Monte Carlo	2006-2007	6137	Chrome Acorn Bulge	Ch	12MM X 1.50	19MM	38MM
Chevrolet	Monte Carlo	2007	6140	Chrome MAG	Ch	12MM X 1.50	21MM	36MM
Chevrolet	Monte Carlo	2007	6146	Short MAG w/Washer	Ch	12MM X 1.50	21MM	42MM
Chevrolet	Orlando	2013-2014	3845	Chrome Dome Top	Ch	12MM X 1.50	19MM	37MM
Chevrolet	Orlando	2013-2014	3846	External Thread Solid Steel - Use 3865/7 Cap	Zi	12MM X 1.50	19MM	28MM
Chevrolet	Orlando	2012-2014	3877	Chrome Acorn Nut	Ch	12mm x 1.50	21mm	35mm
Chevrolet	Prizm	2000-2002	3828	Chrome Acorn	Ch	12MM X 1.50	21MM	35MM
Chevrolet	Prizm	2000-2002	3846	External Thread Solid Steel - Use 3865/7 Cap	Zi	12MM X 1.50	19MM	28MM
Chevrolet	S10	2000-2004	3846	External Thread Solid Steel - Use 3865/7 Cap	Zi	12MM X 1.50	19MM	28MM
Chevrolet	Silverado 1500 HD	2001-2003	3855	External Thread Steel Wheels Use With 3866 Cap	Zi	14MM X 1.50	22MM	30MM
Chevrolet	Silverado 1500 HD	2005-2006	3855	External Thread Steel Wheels Use With 3866 Cap	Zi	14MM X 1.50	22MM	30MM
Chevrolet	Silverado 1500 HD	2001-2003	3872	Long Hex, Short MAG w/Washer	Ch	12MM X 1.50	21MM	48MM
Chevrolet	Silverado 1500 HD	2005-2006	3872	Long Hex, Short MAG w/Washer	Ch	12MM X 1.50	21MM	48MM
Chevrolet	Silverado 1500 HD	2001-2003	3886	Open Bulge	Ch	14MM X 1.50	19MM	21MM
Chevrolet	Silverado 1500 HD	2005-2006	3886	Open Bulge	Ch	14MM X 1.50	19MM	21MM
Chevrolet	Silverado 1500 LTD	2022	3843	Open Bulge Alum Wheels	Zi	14MM X 1.50	22MM	21MM
Chevrolet	Silverado 1500 LTD	2022	3887	Chrome Acorn Bulge	Ch	14MM X 1.50	22MM	45MM
Chevrolet	Silverado 1500	2013-2021	3843	Open Bulge Alum Wheels	Zi	14MM X 1.50	22MM	21MM
Chevrolet	Silverado 1500	2023	3843	Open Bulge Alum Wheels	Zi	14MM X 1.50	22MM	21MM
Chevrolet	Silverado 1500	2000-2017	3844	Open Bulge	Zi	12MM X 1.50	19MM	23MM
Chevrolet	Silverado 1500	2000-2021	3855	External Thread Steel Wheels Use With 3866 Cap	Zi	14MM X 1.50	22MM	30MM
Chevrolet	Silverado 1500	2000-2012	3872	Long Hex, Short MAG w/Washer	Ch	12MM X 1.50	21MM	48MM
Chevrolet	Silverado 1500	2000-2012	3886	Open Bulge	Ch	14MM X 1.50	19MM	21MM
Chevrolet	Silverado 1500	2000-2013	3887	Chrome Acorn Bulge	Ch	14MM X 1.50	22MM	45MM
Chevrolet	Silverado 1500	2013-2014	3887	Chrome Acorn Bulge	Ch	14MM X 1.50	22MM	45MM
Chevrolet	Silverado 1500	2014-2015	3887	Chrome Acorn Bulge	Ch	14MM X 1.50	22MM	45MM
Chevrolet	Silverado 1500	2015-2016	3887	Chrome Acorn Bulge	Ch	14MM X 1.50	22MM	45MM
Chevrolet	Silverado 1500	2016-2017	3887	Chrome Acorn Bulge	Ch	14MM X 1.50	22MM	45MM
Chevrolet	Silverado 1500	2017-2021	3887	Chrome Acorn Bulge	Ch	14MM X 1.50	22MM	45MM
Chevrolet	Silverado 1500	2023	3887	Chrome Acorn Bulge	Ch	14MM X 1.50	22MM	45MM
Chevrolet	Silverado 2500 HD	2011-2017	3843	Open Bulge Alum Wheels	Zi	14MM X 1.50	22MM	21MM
Chevrolet	Silverado 2500 HD	2011-2017	3855	External Thread Steel Wheels Use With 3866 Cap	Zi	14MM X 1.50	22MM	30MM
Chevrolet	Silverado 2500 HD	2020-2022	3855	External Thread Steel Wheels Use With 3866 Cap	Zi	14MM X 1.50	22MM	30MM
Chevrolet	Silverado 2500 HD	2001-2012	3872	Long Hex, Short MAG w/Washer	Ch	12MM X 1.50	21MM	48MM

MAKE	MODEL	YEAR	PART #	STYLE	FINISH	THREAD	HEX	LENGTH
Chevrolet	Silverado 2500 HD	2001-2012	3886	Open Bulge	Ch	14MM X 1.50	19MM	21MM
Chevrolet	Silverado 2500 HD	2001-2006	3887	Chrome Acorn Bulge	Ch	14MM X 1.50	22MM	45MM
Chevrolet	Silverado 2500 HD	2011-2017	3887	Chrome Acorn Bulge	Ch	14MM X 1.50	22MM	45MM
Chevrolet	Silverado 2500 HD	2020-2022	3887	Chrome Acorn Bulge	Ch	14MM X 1.50	22MM	45MM
Chevrolet	Silverado 2500 HD	2007	6149	External Thread Flanged Flat	Blk	14MM X 1.50	22MM	34MM
Chevrolet	Silverado 2500	2000-2010	3855	External Thread Steel Wheels Use With 3866 Cap	Zi	14MM X 1.50	22MM	30MM
Chevrolet	Silverado 2500	2000-2004	3872	Long Hex, Short MAG w/Washer	Ch	12MM X 1.50	21MM	48MM
Chevrolet	Silverado 2500	2000-2004	3886	Open Bulge	Ch	14MM X 1.50	19MM	21MM
Chevrolet	Silverado 3500 HD	2007-2015	3855	External Thread Steel Wheels Use With 3866 Cap	Zi	14MM X 1.50	22MM	30MM
Chevrolet	Silverado 3500 HD	2020-2022	3855	External Thread Steel Wheels Use With 3866 Cap	Zi	14MM X 1.50	22MM	30MM
Chevrolet	Silverado 3500 HD	2007-2012	3872	Long Hex, Short MAG w/Washer	Ch	12MM X 1.50	21MM	48MM
Chevrolet	Silverado 3500 HD	2007-2012	3886	Open Bulge	Ch	14MM X 1.50	19MM	21MM
Chevrolet	Silverado 3500 HD	2011-2015	3887	Chrome Acorn Bulge	Ch	14MM X 1.50	22MM	45MM
Chevrolet	Silverado 3500 HD	2020-2022	3887	Chrome Acorn Bulge	Ch	14MM X 1.50	22MM	45MM
Chevrolet	Silverado 3500 HD	2020-2021	6111	Chrome MAG	Ch	14MM X 1.50	22MM	24MM
Chevrolet	Silverado 3500 HD	2007-2018	6149	External Thread Flanged Flat	Blk	14MM X 1.50	22MM	34MM
Chevrolet	Silverado 3500 HD	2020-2022	6149	External Thread Flanged Flat	Blk	14MM X 1.50	22MM	34MM
Chevrolet	Silverado 3500	2001-2012	3872	Long Hex, Short MAG w/Washer	Ch	12MM X 1.50	21MM	48MM
Chevrolet	Silverado 3500	2002-2007	3886	Open Bulge	Ch	14MM X 1.50	19MM	21MM
Chevrolet	Silverado 3500	2003-2006	6149	External Thread Flanged Flat	Blk	14MM X 1.50	22MM	34MM
Chevrolet	Sonic	2020	3805	Chrome Acorn	Ch	12MM X 1.50	19MM	35MM
Chevrolet	Sonic	2012	3844	Open Bulge	Zi	12MM X 1.50	19MM	23MM
Chevrolet	Sonic	2012-2019	3845	Chrome Dome Top	Ch	12MM X 1.50	19MM	37MM
Chevrolet	Sonic	2013-2020	3846	External Thread Solid Steel - Use 3865/7 Cap	Zi	12MM X 1.50	19MM	28MM
Chevrolet	Sonic	2012	3892	Modified Acorn	Ch	12MM X 1.50	21MM	29MM
Chevrolet	Sonic	2012	6117	Dome Top Bulge Retainer	Ch	12MM X 1.50	19MM	35MM
Chevrolet	Sonic	2012	6140	Chrome MAG	Ch	12MM X 1.50	21MM	36MM
Chevrolet	Sonic	2012	6146	Short MAG w/Washer	Ch	12MM X 1.50	21MM	42MM
Chevrolet	Spark	2020	3804	Open Standard	Zi	12MM X 1.50	19MM	16MM
Chevrolet	Spark	2020-2022	3804	Open Standard	Zi	12MM X 1.50	19MM	16MM
Chevrolet	Spark	2013-2018	3844	Open Bulge	Zi	12MM X 1.50	19MM	23MM
Chevrolet	Spark	2013	3846	External Thread Solid Steel - Use 3865/7 Cap	Zi	12MM X 1.50	19MM	28MM
Chevrolet	Spark	2011	6132	Chrome Acorn Bulge	Ch	12MM X 1.25	17MM	28MM
Chevrolet	Spark	2011-2012	6132	Chrome Acorn Bulge	Ch	12MM X 1.25	17MM	28MM
Chevrolet	Spark	2012-2013	6132	Chrome Acorn Bulge	Ch	12MM X 1.25	17MM	28MM
Chevrolet	Spark	2013-2014	6132	Chrome Acorn Bulge	Ch	12MM X 1.25	17MM	28MM
Chevrolet	Spark	2014-2015	6132	Chrome Acorn Bulge	Ch	12MM X 1.25	17MM	28MM
Chevrolet	Spark	2015	6132	Chrome Acorn Bulge	Ch	12MM X 1.25	17MM	28MM
Chevrolet	Spark	2019	6132	Chrome Acorn Bulge	Ch	12MM X 1.25	17MM	28MM
Chevrolet	Spark	2019	6132	Chrome Acorn Bulge	Ch	12MM X 1.25	17MM	28MM
Chevrolet	Spark	2020	6137	Chrome Acorn Bulge	Ch	12MM X 1.50	19MM	38MM
Chevrolet	SSR	2006	3844	Open Bulge	Zi	12MM X 1.50	19MM	23MM
Chevrolet	Suburban 1500	2000-2014	3843	Open Bulge Alum Wheels	Zi	14MM X 1.50	22MM	21MM
Chevrolet	Suburban 1500	2000-2014	3846	External Thread Solid Steel - Use 3865/7 Cap	Zi	12MM X 1.50	19MM	28MM
Chevrolet	Suburban 1500	2000-2012	3872	Long Hex, Short MAG w/Washer	Ch	12MM X 1.50	21MM	48MM
Chevrolet	Suburban 1500	2000-2011	3886	Open Bulge	Ch	14MM X 1.50	19MM	21MM
Chevrolet	Suburban	2020-2022	3843	Open Bulge Alum Wheels	Zi	14MM X 1.50	22MM	21MM
Chevrolet	Suburban	2020-2021	3855	External Thread Steel Wheels Use With 3866 Cap	Zi	14MM X 1.50	22MM	30MM
Chevrolet	Suburban	2020-2022	3887	Chrome Acorn Bulge	Ch	14MM X 1.50	22MM	45MM
Chevrolet	Tahoe	2000-2022	3843	Open Bulge Alum Wheels	Zi	14MM X 1.50	22MM	21MM
Chevrolet	Tahoe	2000-2021	3855	External Thread Steel Wheels Use With 3866 Cap	Zi	14MM X 1.50	22MM	30MM
Chevrolet	Tahoe	2000-2012	3872	Long Hex, Short MAG w/Washer	Ch	12MM X 1.50	21MM	48MM
Chevrolet	Tahoe	2000-2002	3886	Open Bulge	Ch	14MM X 1.50	19MM	21MM
Chevrolet	Tahoe	2005-2019	3886	Open Bulge	Ch	14MM X 1.50	19MM	21MM
Chevrolet	Tahoe	2000-2017	3887	Chrome Acorn Bulge	Ch	14MM X 1.50	22MM	45MM
Chevrolet	Tahoe	2020-2022	3887	Chrome Acorn Bulge	Ch	14MM X 1.50	22MM	45MM
Chevrolet	Tracker	2002-2004	3815	Short MAG w/Washer	Ch	12MM X 1.25	21MM	37MM
Chevrolet	Tracker	2000-2004	3827	Acorn Bulge	Ch	12MM X 1.25	19MM	35MM
Chevrolet	Tracker	2000-2004	3831	Dome Top Acorn Bulge	Ch	12MM X 1.25	21MM	35MM
Chevrolet	Tracker	2000-2004	3832	Acorn Bulge	Ch	12MM X 1.50	21MM	35MM
Chevrolet	Tracker	2000-2004	3836	Long MAG w/Abs	Ch	12MM X 1.25	21MM	42MM
Chevrolet	Tracker	2000-2004	3873	Open Standard	Zi	12MM X 1.25	19MM	16MM
Chevrolet	Tracker	2000-2005	6109	Cragar Long MAG	Ch	12MM X 1.25	21MM	57MM
Chevrolet	Trailblazer EXT	2004-2006	3877	Chrome Acorn Nut	Ch	12mm x 1.50	21mm	35mm
Chevrolet	Trailblazer	2002-2004	3844	Open Bulge	Zi	12MM X 1.50	19MM	23MM
Chevrolet	Trailblazer	2002-2009	3845	Chrome Dome Top	Ch	12MM X 1.50	19MM	37MM
Chevrolet	Trailblazer	2004-2009	3877	Chrome Acorn Nut	Ch	12mm x 1.50	21mm	35mm
Chevrolet	Trailblazer	2007-2009	3892	Modified Acorn	Ch	12MM X 1.50	21MM	29MM

CHEVROLET - CHRYSLER

MAKE	MODEL	YEAR	PART #	STYLE	FINISH	THREAD	HEX	LENGTH
Chevrolet	Trailblazer	2007-2009	6117	Dome Top Bulge Retainer	Ch	12MM X 1.50	19MM	35MM
Chevrolet	Trailblazer	2021-2023	6137	Chrome Acorn Bulge	Ch	12MM X 1.50	19MM	38MM
Chevrolet	Trailblazer	2007-2009	6140	Chrome MAG	Ch	12MM X 1.50	21MM	36MM
Chevrolet	Trailblazer	2007-2009	6146	Short MAG w/Washer	Ch	12MM X 1.50	21MM	42MM
Chevrolet	Traverse	2009-2015	3855	External Thread Steel Wheels Use With 3866 Cap	Zi	14MM X 1.50	22MM	30MM
Chevrolet	Traverse	2009-2012	3886	Open Bulge	Ch	14MM X 1.50	19MM	21MM
Chevrolet	Traverse	2009-2013	3887	Chrome Acorn Bulge	Ch	14MM X 1.50	22MM	45MM
Chevrolet	Traverse	2013-2014	3887	Chrome Acorn Bulge	Ch	14MM X 1.50	22MM	45MM
Chevrolet	Traverse	2014-2015	3887	Chrome Acorn Bulge	Ch	14MM X 1.50	22MM	45MM
Chevrolet	Traverse	2015-2023	3887	Chrome Acorn Bulge	Ch	14MM X 1.50	22MM	45MM
Chevrolet	Trax	2020-2022	3805	Chrome Acorn	Ch	12MM X 1.50	19MM	35MM
Chevrolet	Trax	2013-2019	3845	Chrome Dome Top	Ch	12MM X 1.50	19MM	37MM
Chevrolet	Trax	2013-2015	3846	External Thread Solid Steel - Use 3865/7 Cap	Zi	12MM X 1.50	19MM	28MM
Chevrolet	Trax	2020	3846	External Thread Solid Steel - Use 3865/7 Cap	Zi	12MM X 1.50	19MM	28MM
Chevrolet	Uplander	2006-2008	3844	Open Bulge	Zi	12MM X 1.50	19MM	23MM
Chevrolet	Uplander	2006-2007	3845	Chrome Dome Top	Ch	12MM X 1.50	19MM	37MM
Chevrolet	Uplander	2005-2008	3846	External Thread Solid Steel - Use 3865/7 Cap	Zi	12MM X 1.50	19MM	28MM
Chevrolet	Uplander	2005-2008	3877	Chrome Acorn Nut	Ch	12mm x 1.50	21MM	35MM
Chevrolet	Uplander	2007-2008	3892	Modified Acorn	Ch	12MM X 1.50	21MM	29MM
Chevrolet	Uplander	2007-2008	6117	Dome Top Bulge Retainer	Ch	12MM X 1.50	19MM	35MM
Chevrolet	Uplander	2007-2008	6140	Chrome MAG	Ch	12MM X 1.50	21MM	36MM
Chevrolet	Uplander	2007-2008	6146	Short MAG w/Washer	Ch	12MM X 1.50	21MM	42MM
Chevrolet	Venture	2000-2002	3804	Open Standard	Zi	12MM X 1.50	19MM	16MM
Chevrolet	Venture	2002-2005	3848	Open Bulge	Zi	12MM X 1.50	21MM	16MM
Chevrolet	Venture	2002-2005	3849	Acorn Bulge w/Retainer	Ch	12MM X 1.50	19MM	35MM
Chevrolet	Venture	2000-2002	3851	Acorn Bulge	Ch	9/16 X 18	7/8"	1.50"
Chevrolet	Venture	2001-2005	3866	Black Plastic Cap	Blk	24MM X 2.0	22MM	45MM
Chevrolet	Volt	2011-2019	3845	Chrome Dome Top	Ch	12MM X 1.50	19MM	37MM
Chevrolet	Volt	2013	3865	Gray Plastic Cap	Gray	24MM X 2.0	19MM	33MM
Chevrolet	Volt	2011-2012	6137	Chrome Acorn Bulge	Ch	12MM X 1.50	19MM	38MM
Chrysler	200	2011-2014	3805	Chrome Acorn	Ch	12MM X 1.50	19MM	35MM
Chrysler	200	2011-2012	3844	Open Bulge	Zi	12MM X 1.50	19MM	23MM
Chrysler	200	2011-2014	3847	Acorn Bulge Wire Wheel	Ch	12MM X 1.50	19MM	42MM
Chrysler	200	2011-2012	3892	Modified Acorn	Ch	12MM X 1.50	21MM	29MM
Chrysler	200	2011-2012	6117	Dome Top Bulge Retainer	Ch	12MM X 1.50	19MM	35MM
Chrysler	200	2011-2012	6140	Chrome MAG	Ch	12MM X 1.50	21MM	36MM
Chrysler	200	2011-2012	6146	Short MAG w/Washer	Ch	12MM X 1.50	21MM	42MM
Chrysler	300	2005-2013	3806	Acorn Bulge	Ch	14MM X 1.50	19MM	35MM
Chrysler	300	2005-2013	3843	Open Bulge Alum Wheels	Zi	14MM X 1.50	22MM	21MM
Chrysler	300	2005-2010	3880	Chrome Dome Top	Ch	14MM X 1.50	21MM	37MM
Chrysler	300	2005-2010	3886	Open Bulge	Ch	14MM X 1.50	19MM	21MM
Chrysler	300	2005-2010	3890	Modified Acorn	Ch	14MM X 1.50	21MM	43MM
Chrysler	300	2011-2018	6130	Acorn Bulge	Ch	14MM X 1.50	22MM	34MM
Chrysler	300	2020-2022	6130	Acorn Bulge	Ch	14MM X 1.50	22MM	34MM
Chrysler	300M	2000-2004	3805	Chrome Acorn	Ch	12MM X 1.50	19MM	35MM
Chrysler	300M	2000-2004	3847	Acorn Bulge Wire Wheel	Ch	12MM X 1.50	19MM	42MM
Chrysler	300M	2004	3877	Chrome Acorn Nut	Ch	12mm x 1.50	21MM	35MM
Chrysler	Cirrus	2000	3804	Open Standard	Zi	12MM X 1.50	19MM	16MM
Chrysler	Cirrus	2000	3805	Chrome Acorn	Ch	12MM X 1.50	19MM	35MM
Chrysler	Cirrus	2000	3828	Chrome Acorn	Ch	12MM X 1.50	21MM	35MM
Chrysler	Cirrus	2000	3844	Open Bulge	Zi	12MM X 1.50	19MM	23MM
Chrysler	Concorde	2000-2004	3805	Chrome Acorn	Ch	12MM X 1.50	19MM	35MM
Chrysler	Concorde	2002	3817	Chrome Acorn	Ch	7/16 X 20	13/16"	1.35"
Chrysler	Concorde	2000-2004	3847	Acorn Bulge Wire Wheel	Ch	12MM X 1.50	19MM	42MM
Chrysler	Concorde	2004	3877	Chrome Acorn Nut	Ch	12mm x 1.50	21MM	35MM
Chrysler	Concorde	2002	6139	Long MAG w/Washer	Ch	7/16 X 20	13/16"	1.58"
Chrysler	Concorde	2002	6142	Long MAG w/Washer Lock Nut Use With 6139	Ch	7/16 X 20	Locking Nut	1.50"
Chrysler	Grand Caravan	2021-2022	3805	Chrome Acorn	Ch	12MM X 1.50	19MM	35MM
Chrysler	Grand Caravan	2021-2022	3847	Acorn Bulge Wire Wheel	Ch	12MM X 1.50	19MM	42MM
Chrysler	Grand Voyager	2000	3804	Open Standard	Zi	12MM X 1.50	19MM	16MM
Chrysler	Grand Voyager	2000	3805	Chrome Acorn	Ch	12MM X 1.50	19MM	35MM
Chrysler	Grand Voyager	2000	3847	Acorn Bulge Wire Wheel	Ch	12MM X 1.50	19MM	42MM
Chrysler	Intrepid	2000-2004	3805	Chrome Acorn	Ch	12MM X 1.50	19MM	35MM
Chrysler	Intrepid	2000-2004	3828	Chrome Acorn	Ch	12MM X 1.50	21MM	35MM
Chrysler	Intrepid	2000-2004	3847	Acorn Bulge Wire Wheel	Ch	12MM X 1.50	19MM	42MM
Chrysler	LHS	2000-2001	3804	Open Standard	Zi	12MM X 1.50	19MM	16MM
Chrysler	LHS	2000-2001	3805	Chrome Acorn	Ch	12MM X 1.50	19MM	35MM
Chrysler	LHS	2000-2001	3828	Chrome Acorn	Ch	12MM X 1.50	21MM	35MM

MAKE	MODEL	YEAR	PART #	STYLE	FINISH	THREAD	HEX	LENGTH
Chrysler	LHS	2000-2001	3847	Acorn Bulge Wire Wheel	Ch	12MM X 1.50	19MM	42MM
Chrysler	Pacifica	2006-2008	3805	Chrome Acorn	Ch	12MM X 1.50	19MM	35MM
Chrysler	Pacifica	2017-2018	3805	Chrome Acorn	Ch	12MM X 1.50	19MM	35MM
Chrysler	Pacifica	2020-2022	3805	Chrome Acorn	Ch	12MM X 1.50	19MM	35MM
Chrysler	Pacifica	2004-2008	3828	Chrome Acorn	Ch	12MM X 1.50	21MM	35MM
Chrysler	Pacifica	2004-2008	3844	Open Bulge	Zi	12MM X 1.50	19MM	23MM
Chrysler	Pacifica	2006-2007	3847	Acorn Bulge Wire Wheel	Ch	12MM X 1.50	19MM	42MM
Chrysler	Pacifica	2017-2018	3847	Acorn Bulge Wire Wheel	Ch	12MM X 1.50	19MM	42MM
Chrysler	Pacifica	2020-2022	3847	Acorn Bulge Wire Wheel	Ch	12MM X 1.50	19MM	42MM
Chrysler	Pacifica	2006-2008	3877	Chrome Acorn Nut	Ch	12mm x 1.50	21MM	35MM
Chrysler	Pacifica	2007-2008	3892	Modified Acorn	Ch	12MM X 1.50	21MM	29MM
Chrysler	Pacifica	2007-2008	6117	Dome Top Bulge Retainer	Ch	12MM X 1.50	19MM	35MM
Chrysler	Pacifica	2007-2008	6140	Chrome MAG	Ch	12MM X 1.50	21MM	36MM
Chrysler	Pacifica	2007-2008	6146	Short MAG w/Washer	Ch	12MM X 1.50	21MM	42MM
Chrysler	Prowler	2001-2002	3828	Chrome Acorn	Ch	12MM X 1.50	21MM	35MM
Chrysler	Prowler	2001-2002	3844	Open Bulge	Zi	12MM X 1.50	19MM	23MM
Chrysler	PT Cruiser	2001-2010	3805	Chrome Acorn	Ch	12MM X 1.50	19MM	35MM
Chrysler	PT Cruiser	2006-2010	3844	Open Bulge	Zi	12MM X 1.50	19MM	23MM
Chrysler	PT Cruiser	2001-2002	3846	External Thread Solid Steel - Use 3865/7 Cap	Zi	12MM X 1.50	19MM	28MM
Chrysler	PT Cruiser	2003-2010	3847	Acorn Bulge Wire Wheel	Ch	12MM X 1.50	19MM	42MM
Chrysler	PT Cruiser	2004-2005	3877	Chrome Acorn Nut	Ch	12mm x 1.50	21MM	35MM
Chrysler	PT Cruiser	2007-2010	3892	Modified Acorn	Ch	12MM X 1.50	21MM	29MM
Chrysler	PT Cruiser	2007-2010	6117	Dome Top Bulge Retainer	Ch	12MM X 1.50	19MM	35MM
Chrysler	PT Cruiser	2007-2010	6140	Chrome MAG	Ch	12MM X 1.50	21MM	36MM
Chrysler	PT Cruiser	2007-2010	6146	Short MAG w/Washer	Ch	12MM X 1.50	21MM	42MM
Chrysler	Sebring Convertible	2000-2005	3804	Open Standard	Zi	12MM X 1.50	19MM	16MM
Chrysler	Sebring Convertible	2000-2006	3805	Chrome Acorn	Ch	12MM X 1.50	19MM	35MM
Chrysler	Sebring Convertible	2008-2010	3805	Chrome Acorn	Ch	12MM X 1.50	19MM	35MM
Chrysler	Sebring Convertible	2001-2006	3828	Chrome Acorn	Ch	12MM X 1.50	21MM	35MM
Chrysler	Sebring Convertible	2000-2001	3844	Open Bulge	Zi	12MM X 1.50	19MM	23MM
Chrysler	Sebring Convertible	2003-2006	3844	Open Bulge	Zi	12MM X 1.50	19MM	23MM
Chrysler	Sebring Coupe	2000-2005	3848	Open Bulge	Zi	12MM X 1.50	21MM	16MM
Chrysler	Sebring Coupe	2000	3861	Chrome Acorn	Ch	12MM X 1.50	21MM	38MM
Chrysler	Sebring Coupe	2000-2005	6150	Acorn Bulge	Ch	12MM X 1.50	19MM	30MM
Chrysler	Sebring	2000-2006	3804	Open Standard	Zi	12MM X 1.50	19MM	16MM
Chrysler	Sebring	2000-2010	3805	Chrome Acorn	Ch	12MM X 1.50	19MM	35MM
Chrysler	Sebring	2000	3828	Chrome Acorn	Ch	12MM X 1.50	21MM	35MM
Chrysler	Sebring	2000-2008	3828	Chrome Acorn	Ch	12MM X 1.50	21MM	35MM
Chrysler	Sebring	2001-2002	3844	Open Bulge	Zi	12MM X 1.50	19MM	23MM
Chrysler	Sebring	2002-2006	3844	Open Bulge	Zi	12MM X 1.50	19MM	23MM
Chrysler	Sebring	2006-2007	3844	Open Bulge	Zi	12MM X 1.50	19MM	23MM
Chrysler	Sebring	2007-2008	3844	Open Bulge	Zi	12MM X 1.50	19MM	23MM
Chrysler	Sebring	2008-2010	3844	Open Bulge	Zi	12MM X 1.50	19MM	23MM
Chrysler	Sebring	2007-2008	3847	Acorn Bulge Wire Wheel	Ch	12MM X 1.50	19MM	42MM
Chrysler	Sebring	2000-2008	3869	Chrome Acorn	Ch	12MM X 1.50	21MM	26MM
Chrysler	Sebring	2006-2008	3877	Chrome Acorn Nut	Ch	12mm x 1.50	21MM	35MM
Chrysler	Sebring	2007-2010	3892	Modified Acorn	Ch	12MM X 1.50	21MM	29MM
Chrysler	Sebring	2007-2010	6117	Dome Top Bulge Retainer	Ch	12MM X 1.50	19MM	35MM
Chrysler	Sebring	2007-2010	6140	Chrome MAG	Ch	12MM X 1.50	21MM	36MM
Chrysler	Sebring	2007-2010	6146	Short MAG w/Washer	Ch	12MM X 1.50	21MM	42MM
Chrysler	Town & Country	2000-2005	3804	Open Standard	Zi	12MM X 1.50	19MM	16MM
Chrysler	Town & Country	2013	3804	Open Standard	Zi	12MM X 1.50	19MM	16MM
Chrysler	Town & Country	2000-2016	3805	Chrome Acorn	Ch	12MM X 1.50	19MM	35MM
Chrysler	Town & Country	2013	3828	Chrome Acorn	Ch	12MM X 1.50	21MM	35MM
Chrysler	Town & Country	2000-2016	3832	Acorn Bulge	Ch	12MM X 1.50	21MM	35MM
Chrysler	Town & Country	2006-2012	3844	Open Bulge	Zi	12MM X 1.50	19MM	23MM
Chrysler	Town & Country	2000	3847	Acorn Bulge Wire Wheel	Ch	12MM X 1.50	19MM	42MM
Chrysler	Town & Country	2000-2001	3847	Acorn Bulge Wire Wheel	Ch	12MM X 1.50	19MM	42MM
Chrysler	Town & Country	2001-2002	3847	Acorn Bulge Wire Wheel	Ch	12MM X 1.50	19MM	42MM
Chrysler	Town & Country	2002-2003	3847	Acorn Bulge Wire Wheel	Ch	12MM X 1.50	19MM	42MM
Chrysler	Town & Country	2003-2004	3847	Acorn Bulge Wire Wheel	Ch	12MM X 1.50	19MM	42MM
Chrysler	Town & Country	2004-2005	3847	Acorn Bulge Wire Wheel	Ch	12MM X 1.50	19MM	42MM
Chrysler	Town & Country	2005-2006	3847	Acorn Bulge Wire Wheel	Ch	12MM X 1.50	19MM	42MM
Chrysler	Town & Country	2006-2007	3847	Acorn Bulge Wire Wheel	Ch	12MM X 1.50	19MM	42MM
Chrysler	Town & Country	2007-2008	3847	Acorn Bulge Wire Wheel	Ch	12MM X 1.50	19MM	42MM
Chrysler	Town & Country	2008-2009	3847	Acorn Bulge Wire Wheel	Ch	12MM X 1.50	19MM	42MM
Chrysler	Town & Country	2009-2010	3847	Acorn Bulge Wire Wheel	Ch	12MM X 1.50	19MM	42MM
Chrysler	Town & Country	2010-2011	3847	Acorn Bulge Wire Wheel	Ch	12MM X 1.50	19MM	42MM

CHRYSLER - DODGE

MAKE	MODEL	YEAR	PART #	STYLE	FINISH	THREAD	HEX	LENGTH
Chrysler	Town & Country	2011-2012	3847	Acorn Bulge Wire Wheel	Ch	12MM X 1.50	19MM	42MM
Chrysler	Town & Country	2012-2013	3847	Acorn Bulge Wire Wheel	Ch	12MM X 1.50	19MM	42MM
Chrysler	Town & Country	2013-2014	3847	Acorn Bulge Wire Wheel	Ch	12MM X 1.50	19MM	42MM
Chrysler	Town & Country	2014-2015	3847	Acorn Bulge Wire Wheel	Ch	12MM X 1.50	19MM	42MM
Chrysler	Town & Country	2015-2016	3847	Acorn Bulge Wire Wheel	Ch	12MM X 1.50	19MM	42MM
Chrysler	Town & Country	2016	3847	Acorn Bulge Wire Wheel	Ch	12MM X 1.50	19MM	42MM
Chrysler	Town & Country	2011	3892	Modified Acorn	Ch	12MM X 1.50	21MM	29MM
Chrysler	Town & Country	2011-2012	3892	Modified Acorn	Ch	12MM X 1.50	21MM	29MM
Chrysler	Town & Country	2012	3892	Modified Acorn	Ch	12MM X 1.50	21MM	29MM
Chrysler	Town & Country	2007-2012	6117	Dome Top Bulge Retainer	Ch	12MM X 1.50	19MM	35MM
Chrysler	Town & Country	2007-2012	6140	Chrome MAG	Ch	12MM X 1.50	21MM	36MM
Chrysler	Town & Country	2007-2012	6146	Short MAG w/Washer	Ch	12MM X 1.50	21MM	42MM
Chrysler	Town and Country	2004-2010	3877	Chrome Acorn Nut	Ch	12mm x 1.50	21mm	35mm
Chrysler	Voyager	2020-2022	3805	Chrome Acorn	Ch	12MM X 1.50	19MM	35MM
Chrysler	Voyager	2020-2022	3847	Acorn Bulge Wire Wheel	Ch	12MM X 1.50	19MM	42MM
Dodge (Mex)	Ram 4000	2000-2002	6116	Black Flat Flange	Blk	9/16 X 18	15/16"	1.10"
Dodge (Mex)	Ram 4000	2005-2007	6116	Black Flat Flange	Blk	9/16 X 18	15/16"	1.10"
Dodge	Attitude (Mexico)	2020-2022	3848	Open Bulge	Zi	12MM X 1.50	21MM	16MM
Dodge	Avenger	2008-2014	3805	Chrome Acorn	Ch	12MM X 1.50	19MM	35MM
Dodge	Avenger	2000	3828	Chrome Acorn	Ch	12MM X 1.50	21MM	35MM
Dodge	Avenger	2008-2012	3828	Chrome Acorn	Ch	12MM X 1.50	21MM	35MM
Dodge	Avenger	2008-2009	3844	Open Bulge	Zi	12MM X 1.50	19MM	23MM
Dodge	Avenger	2009-2010	3844	Open Bulge	Zi	12MM X 1.50	19MM	23MM
Dodge	Avenger	2010-2012	3844	Open Bulge	Zi	12MM X 1.50	19MM	23MM
Dodge	Avenger	2008-2014	3847	Acorn Bulge Wire Wheel	Ch	12MM X 1.50	19MM	42MM
Dodge	Avenger	2000	3848	Open Bulge	Zi	12MM X 1.50	21MM	16MM
Dodge	Avenger	2008-2012	3848	Open Bulge	Zi	12MM X 1.50	21MM	16MM
Dodge	Avenger	2000	3861	Chrome Acorn	Ch	12MM X 1.50	21MM	38MM
Dodge	Avenger	2000	3863	Chrome Acorn	Ch	1/2 X 20	13/16"	1.38"
Dodge	Avenger	2012	3870	Acorn Bulge	Ch	1/2 X 20	13/16"	1.38"
Dodge	Avenger	2009-2010	3877	Chrome Acorn Nut	Ch	12mm x 1.50	21mm	35mm
Dodge	Avenger	2008-2012	3892	Modified Acorn	Ch	12MM X 1.50	21MM	29MM
Dodge	Avenger	2008-2012	6117	Dome Top Bulge Retainer	Ch	12MM X 1.50	19MM	35MM
Dodge	Avenger	2008-2012	6140	Chrome MAG	Ch	12MM X 1.50	21MM	36MM
Dodge	Avenger	2008-2012	6146	Short MAG w/Washer	Ch	12MM X 1.50	21MM	42MM
Dodge	Avenger	2000	6150	Acorn Bulge	Ch	12MM X 1.50	19MM	30MM
Dodge	Caliber	2007-2012	3804	Open Standard	Zi	12MM X 1.50	19MM	16MM
Dodge	Caliber	2007-2012	3805	Chrome Acorn	Ch	12MM X 1.50	19MM	35MM
Dodge	Caliber	2007-2012	3828	Chrome Acorn	Ch	12MM X 1.50	21MM	35MM
Dodge	Caliber	2007-2012	3844	Open Bulge	Zi	12MM X 1.50	19MM	23MM
Dodge	Caliber	2007-2011	3847	Acorn Bulge Wire Wheel	Ch	12MM X 1.50	19MM	42MM
Dodge	Caliber	2007-2012	3861	Chrome Acorn	Ch	12MM X 1.50	21MM	38MM
Dodge	Caliber	2007-2012	3892	Modified Acorn	Ch	12MM X 1.50	21MM	29MM
Dodge	Caliber	2007-2012	6117	Dome Top Bulge Retainer	Ch	12MM X 1.50	19MM	35MM
Dodge	Caliber	2009-2012	6140	Chrome MAG	Ch	12MM X 1.50	21MM	36MM
Dodge	Caliber	2007-2012	6146	Short MAG w/Washer	Ch	12MM X 1.50	21MM	42MM
Dodge	Caravan	2000-2007	3804	Open Standard	Zi	12MM X 1.50	19MM	16MM
Dodge	Caravan	2000	3805	Chrome Acorn	Ch	12MM X 1.50	19MM	35MM
Dodge	Caravan	2000-2001	3805	Chrome Acorn	Ch	12MM X 1.50	19MM	35MM
Dodge	Caravan	2001-2002	3805	Chrome Acorn	Ch	12MM X 1.50	19MM	35MM
Dodge	Caravan	2002-2003	3805	Chrome Acorn	Ch	12MM X 1.50	19MM	35MM
Dodge	Caravan	2003-2004	3805	Chrome Acorn	Ch	12MM X 1.50	19MM	35MM
Dodge	Caravan	2004-2005	3805	Chrome Acorn	Ch	12MM X 1.50	19MM	35MM
Dodge	Caravan	2005-2007	3805	Chrome Acorn	Ch	12MM X 1.50	19MM	35MM
Dodge	Caravan	2006-2007	3844	Open Bulge	Zi	12MM X 1.50	19MM	23MM
Dodge	Caravan	2000-2007	3847	Acorn Bulge Wire Wheel	Ch	12MM X 1.50	19MM	42MM
Dodge	Caravan	2000-2007	3861	Chrome Acorn	Ch	12MM X 1.50	21MM	38MM
Dodge	Caravan	2004-2007	3877	Chrome Acorn Nut	Ch	12mm x 1.50	21mm	35mm
Dodge	Caravan	2007	3892	Modified Acorn	Ch	12MM X 1.50	21MM	29MM
Dodge	Caravan	2007	6117	Dome Top Bulge Retainer	Ch	12MM X 1.50	19MM	35MM
Dodge	Caravan	2007	6140	Chrome MAG	Ch	12MM X 1.50	21MM	36MM
Dodge	Caravan	2007	6146	Short MAG w/Washer	Ch	12MM X 1.50	21MM	42MM
Dodge	Challenger	2018	3839	Open Bulge	Zi	14MM X 1.50	22MM	26MM
Dodge	Challenger	2020-2022	3839	Open Bulge	Zi	14MM X 1.50	22MM	26MM
Dodge	Challenger	2008-2013	3843	Open Bulge Alum Wheels	Zi	14MM X 1.50	22MM	21MM
Dodge	Challenger	2008-2010	3872	Long Hex, Short MAG w/Washer	Ch	12MM X 1.50	21MM	48MM
Dodge	Challenger	2008-2010	3880	Chrome Dome Top	Ch	14MM X 1.50	21MM	37MM
Dodge	Challenger	2008-2010	3886	Open Bulge	Ch	14MM X 1.50	19MM	21MM

MAKE	MODEL	YEAR	PART #	STYLE	FINISH	THREAD	HEX	LENGTH
Dodge	Challenger	2008-2010	3890	Modified Acorn	Ch	14MM X 1.50	21MM	43MM
Dodge	Challenger	2020-2022	6130	Acorn Bulge	Ch	14MM X 1.50	22MM	34MM
Dodge	Charger	2006-2010	3807	Acorn Bulge	Ch	1/2 X 20	3/4"	1.37"
Dodge	Charger	2011-2018	3839	Open Bulge	Zi	14MM X 1.50	22MM	26MM
Dodge	Charger	2020-2022	3839	Open Bulge	Zi	14MM X 1.50	22MM	26MM
Dodge	Charger	2006-2013	3843	Open Bulge Alum Wheels	Zi	14MM X 1.50	22MM	21MM
Dodge	Charger	2006-2010	3872	Long Hex, Short MAG w/Washer	Ch	12MM X 1.50	21MM	48MM
Dodge	Charger	2006-2010	3880	Chrome Dome Top	Ch	14MM X 1.50	21MM	37MM
Dodge	Charger	2006-2018	3886	Open Bulge	Ch	14MM X 1.50	19MM	21MM
Dodge	Charger	2006-2017	3890	Modified Acorn	Ch	14MM X 1.50	21MM	43MM
Dodge	Charger	2020-2022	6130	Acorn Bulge	Ch	14MM X 1.50	22MM	34MM
Dodge	Dakota	2001-2003	3807	Acorn Bulge	Ch	1/2 X 20	3/4"	1.37"
Dodge	Dakota	2000-2005	3814	Short MAG w/Washer	Ch	1/2 X 20	13/16"	1.46"
Dodge	Dakota	2000-2005	3815	Short MAG w/Washer	Ch	12MM X 1.25	21MM	37MM
Dodge	Dakota	2000-2004	3816	Long MAG w/Washer	Ch	1/2 X 20	13/16"	1.67"
Dodge	Dakota	2000-2004	3807	Acorn Bulge	Ch	1/2 X 20	3/4"	1.33"
Dodge	Dakota	2000-2004	3824	Open Bulge	Ch	1/2 X 20	3/4"	0.82"
Dodge	Dakota	2000-2004	3825	Duplex Acorn	Ch	1/2 X 20	7/8"	1.85"
Dodge	Dakota	2000-2004	3836	Long MAG w/Abs	Ch	12MM X 1.25	21MM	42MM
Dodge	Dakota	2004-2010	3851	Acorn Bulge	Ch	9/16 X 18	7/8"	1.50"
Dodge	Dakota	2000-2004	3870	Acorn Bulge	Ch	1/2 X 20	13/16"	1.38"
Dodge	Dakota	2000-2004	6143	Long MAG w/Washer Lock Nut Use With 3816	Ch	1/2 X 20	Locking Nut	1.50"
Dodge	Durango	2000-2003	3807	Acorn Bulge	Ch	1/2 X 20	3/4"	1.37"
Dodge	Durango	2000-2003	3814	Short MAG w/Washer	Ch	1/2 X 20	13/16"	1.46"
Dodge	Durango	2000-2003	3815	Short MAG w/Washer	Ch	12MM X 1.25	21MM	37MM
Dodge	Durango	2000-2003	3816	Long MAG w/Washer	Ch	1/2 X 20	13/16"	1.67"
Dodge	Durango	2000-2002	3807	Acorn Bulge	Ch	1/2 X 20	3/4"	1.33"
Dodge	Durango	2000-2003	3824	Open Bulge	Ch	1/2 X 20	3/4"	0.82"
Dodge	Durango	2000-2003	3825	Duplex Acorn	Ch	1/2 X 20	7/8"	1.85"
Dodge	Durango	2000-2003	3826	Long Duplex MAG w/Washer	Ch	1/2 X 20	7/8"	1.84"
Dodge	Durango	2004-2009	3830	Duplex Acorn	Ch	9/16 X 18	7/8"	1.87"
Dodge	Durango	2021-2022	3839	Open Bulge	Zi	14MM X 1.50	22MM	26MM
Dodge	Durango	2004-2009	3851	Acorn Bulge	Ch	9/16 X 18	7/8"	1.50"
Dodge	Durango	2000-2003	3870	Acorn Bulge	Ch	1/2 X 20	13/16"	1.38"
Dodge	Durango	2011-2014	3887	Chrome Acorn Bulge	Ch	14MM X 1.50	22MM	45MM
Dodge	Durango	2011-2018	3888	Chrome Dome Top	Ch	14MM X 1.50	22MM	39MM
Dodge	Durango	2020-2022	3888	Chrome Dome Top	Ch	14MM X 1.50	22MM	39MM
Dodge	Durango	2000-2003	6143	Long MAG w/Washer Lock Nut Use With 3816	Ch	1/2 X 20	Locking Nut	1.50"
Dodge	Grand Caravan	2001-2015	3804	Open Standard	Zi	12MM X 1.50	19MM	16MM
Dodge	Grand Caravan	2000-2018	3805	Chrome Acorn	Ch	12MM X 1.50	19MM	35MM
Dodge	Grand Caravan	2020	3805	Chrome Acorn	Ch	12MM X 1.50	19MM	35MM
Dodge	Grand Caravan	2001-2006	3828	Chrome Acorn	Ch	12MM X 1.50	21MM	35MM
Dodge	Grand Caravan	2006-2007	3828	Chrome Acorn	Ch	12MM X 1.50	21MM	35MM
Dodge	Grand Caravan	2007-2008	3828	Chrome Acorn	Ch	12MM X 1.50	21MM	35MM
Dodge	Grand Caravan	2008-2009	3828	Chrome Acorn	Ch	12MM X 1.50	21MM	35MM
Dodge	Grand Caravan	2009-2010	3828	Chrome Acorn	Ch	12MM X 1.50	21MM	35MM
Dodge	Grand Caravan	2010-2015	3828	Chrome Acorn	Ch	12MM X 1.50	21MM	35MM
Dodge	Grand Caravan	2006	3844	Open Bulge	Zi	12MM X 1.50	19MM	23MM
Dodge	Grand Caravan	2006-2007	3844	Open Bulge	Zi	12MM X 1.50	19MM	23MM
Dodge	Grand Caravan	2007-2008	3844	Open Bulge	Zi	12MM X 1.50	19MM	23MM
Dodge	Grand Caravan	2008-2009	3844	Open Bulge	Zi	12MM X 1.50	19MM	23MM
Dodge	Grand Caravan	2009-2010	3844	Open Bulge	Zi	12MM X 1.50	19MM	23MM
Dodge	Grand Caravan	2010-2012	3844	Open Bulge	Zi	12MM X 1.50	19MM	23MM
Dodge	Grand Caravan	2000-2018	3847	Acorn Bulge Wire Wheel	Ch	12MM X 1.50	19MM	42MM
Dodge	Grand Caravan	2020	3847	Acorn Bulge Wire Wheel	Ch	12MM X 1.50	19MM	42MM
Dodge	Grand Caravan	2004-2010	3877	Chrome Acorn Nut	Ch	12mm x 1.50	21mm	35mm
Dodge	Grand Caravan	2007-2012	3892	Modified Acorn	Ch	12MM X 1.50	21MM	29MM
Dodge	Grand Caravan	2007-2012	6117	Dome Top Bulge Retainer	Ch	12MM X 1.50	19MM	35MM
Dodge	Grand Caravan	2007-2012	6140	Chrome MAG	Ch	12MM X 1.50	21MM	36MM
Dodge	Grand Caravan	2007-2012	6146	Short MAG w/Washer	Ch	12MM X 1.50	21MM	42MM
Dodge	Intrepid	2000-2004	3805	Chrome Acorn	Ch	12MM X 1.50	19MM	35MM
Dodge	Intrepid	2000-2004	3828	Chrome Acorn	Ch	12MM X 1.50	21MM	35MM
Dodge	Intrepid	2000-2004	3847	Acorn Bulge Wire Wheel	Ch	12MM X 1.50	19MM	42MM
Dodge	Journey	2009-2018	3805	Chrome Acorn	Ch	12MM X 1.50	19MM	35MM
Dodge	Journey	2020	3805	Chrome Acorn	Ch	12MM X 1.50	19MM	35MM
Dodge	Journey	2009-2012	3844	Open Bulge	Zi	12MM X 1.50	19MM	23MM
Dodge	Journey	2009-2018	3847	Acorn Bulge Wire Wheel	Ch	12MM X 1.50	19MM	42MM
Dodge	Journey	2020	3847	Acorn Bulge Wire Wheel	Ch	12MM X 1.50	19MM	42MM

DODGE

MAKE	MODEL	YEAR	PART #	STYLE	FINISH	THREAD	HEX	LENGTH
Dodge	Journey	2009-2012	3892	Modified Acorn	Ch	12MM X 1.50	21MM	29MM
Dodge	Journey	2009-2012	6117	Dome Top Bulge Retainer	Ch	12MM X 1.50	19MM	35MM
Dodge	Journey	2009-2012	6140	Chrome MAG	Ch	12MM X 1.50	21MM	36MM
Dodge	Journey	2009-2012	6146	Short MAG w/Washer	Ch	12MM X 1.50	21MM	42MM
Dodge	Magnum	2005-2008	3806	Acorn Bulge	Ch	14MM X 1.50	19MM	35MM
Dodge	Magnum	2005-2008	3843	Open Bulge Alum Wheels	Zi	14MM X 1.50	22MM	21MM
Dodge	Magnum	2005-2008	3880	Chrome Dome Top	Ch	14MM X 1.50	21MM	37MM
Dodge	Magnum	2005-2008	3886	Open Bulge	Ch	14MM X 1.50	19MM	21MM
Dodge	Neon	2000-2005	3805	Chrome Acorn	Ch	12MM X 1.50	19MM	35MM
Dodge	Neon	2002-2005	3846	External Thread Solid Steel - Use 3865/7 Cap	Zi	12MM X 1.50	19MM	28MM
Dodge	Neon	2002-2005	3847	Acorn Bulge Wire Wheel	Ch	12MM X 1.50	19MM	42MM
Dodge	Nitro	2007-2011	3807	Acorn Bulge	Ch	1/2 X 20	3/4"	1.37"
Dodge	Nitro	2008-2010	3816	Long MAG w/Washer	Ch	1/2 X 20	13/16"	1.67"
Dodge	Nitro	2007-2011	3807	Acorn Bulge	Ch	1/2 X 20	3/4"	1.33"
Dodge	Nitro	2007-2011	3825	Duplex Acorn	Ch	1/2 X 20	7/8"	1.85"
Dodge	Nitro	2007-2011	3870	Acorn Bulge	Ch	1/2 X 20	13/16"	1.38"
Dodge	Nitro	2008-2010	6143	Long MAG w/Washer Lock Nut Use With 3816	Ch	1/2 X 20	Locking Nut	1.50"
Dodge	Ram 1500 Van	2000-2003	3803	Open Standard	Zi	1/2 X 20	3/4"	0.62"
Dodge	Ram 1500 Van	2000-2003	3815	Short MAG w/Washer	Ch	12MM X 1.25	21MM	37MM
Dodge	Ram 1500 Van	2000-2003	3816	Long MAG w/Washer	Ch	1/2 X 20	13/16"	1.67"
Dodge	Ram 1500 Van	2000-2003	3807	Acorn Bulge	Ch	1/2 X 20	3/4"	1.33"
Dodge	Ram 1500 Van	2000-2003	3826	Long Duplex MAG w/Washer	Ch	1/2 X 20	7/8"	1.84"
Dodge	Ram 1500 Van	2000-2003	3870	Acorn Bulge	Ch	1/2 X 20	13/16"	1.38"
Dodge	Ram 1500 Van	2000-2003	6143	Long MAG w/Washer Lock Nut Use With 3816	Ch	1/2 X 20	Locking Nut	1.50"
Dodge	Ram 1500	2000-2003	3814	Short MAG w/Washer	Ch	1/2 X 20	13/16"	1.46"
Dodge	Ram 1500	2000-2001	3816	Long MAG w/Washer	Ch	1/2 X 20	13/16"	1.67"
Dodge	Ram 1500	2000-2001	3807	Acorn Bulge	Ch	1/2 X 20	3/4"	1.33"
Dodge	Ram 1500	2000-2001	3825	Duplex Acorn	Ch	1/2 X 20	7/8"	1.85"
Dodge	Ram 1500	2007-2010	3829	Open Bulge	Zi	9/16 X 18	15/16"	1.03"
Dodge	Ram 1500	2007-2009	3830	Duplex Acorn	Ch	9/16 X 18	7/8"	1.87"
Dodge	Ram 1500	2002-2010	3851	Acorn Bulge	Ch	9/16 X 18	7/8"	1.50"
Dodge	Ram 1500	2000-2001	6143	Long MAG w/Washer Lock Nut Use With 3816	Ch	1/2 X 20	Locking Nut	1.50"
Dodge	Ram 2500 Van	2000-2003	3815	Short MAG w/Washer	Ch	12MM X 1.25	21MM	37MM
Dodge	Ram 2500 Van	2000-2003	3816	Long MAG w/Washer	Ch	1/2 X 20	13/16"	1.67"
Dodge	Ram 2500 Van	2000-2003	3826	Long Duplex MAG w/Washer	Ch	1/2 X 20	7/8"	1.84"
Dodge	Ram 2500 Van	2000-2003	3829	Open Bulge	Zi	9/16 X 18	15/16"	1.03"
Dodge	Ram 2500 Van	2000-2003	3851	Acorn Bulge	Ch	9/16 X 18	7/8"	1.50"
Dodge	Ram 2500 Van	2000-2003	3870	Acorn Bulge	Ch	1/2 X 20	13/16"	1.38"
Dodge	Ram 2500 Van	2000-2003	6143	Long MAG w/Washer Lock Nut Use With 3816	Ch	1/2 X 20	Locking Nut	1.50"
Dodge	Ram 2500	2000-2010	3815	Short MAG w/Washer	Ch	12MM X 1.25	21MM	37MM
Dodge	Ram 2500	2000-2003	3816	Long MAG w/Washer	Ch	1/2 X 20	13/16"	1.67"
Dodge	Ram 2500	2000-2003	3807	Acorn Bulge	Ch	1/2 X 20	3/4"	1.33"
Dodge	Ram 2500	2000-2010	3829	Open Bulge	Zi	9/16 X 18	15/16"	1.03"
Dodge	Ram 2500	2000-2010	3830	Duplex Acorn	Ch	9/16 X 18	7/8"	1.87"
Dodge	Ram 2500	2000-2010	3851	Acorn Bulge	Ch	9/16 X 18	7/8"	1.50"
Dodge	Ram 2500	2000-2003	6143	Long MAG w/Washer Lock Nut Use With 3816	Ch	1/2 X 20	Locking Nut	1.50"
Dodge	Ram 3500 4WD	2000-2010	3829	Open Bulge	Zi	9/16 X 18	15/16"	1.03"
Dodge	Ram 3500 4WD	2000-2010	3851	Acorn Bulge	Ch	9/16 X 18	7/8"	1.50"
Dodge	Ram 3500 RWD	2000-2010	3829	Open Bulge	Zi	9/16 X 18	15/16"	1.03"
Dodge	Ram 3500 RWD	2000-2010	3851	Acorn Bulge	Ch	9/16 X 18	7/8"	1.50"
Dodge	Ram 3500 Van	2000-2003	3826	Long Duplex MAG w/Washer	Ch	1/2 X 20	7/8"	1.84"
Dodge	Ram 3500 Van	2000-2003	3829	Open Bulge	Zi	9/16 X 18	15/16"	1.03"
Dodge	Ram 3500 Van	2001-2003	3830	Duplex Acorn	Ch	9/16 X 18	7/8"	1.87"
Dodge	Ram 3500 Van	2000-2003	3870	Acorn Bulge	Ch	1/2 X 20	13/16"	1.38"
Dodge	Ram 3500	2000-2003	3807	Acorn Bulge	Ch	1/2 X 20	3/4"	1.33"
Dodge	Ram 3500	2000-2010	3830	Duplex Acorn	Ch	9/16 X 18	7/8"	1.87"
Dodge	Ram 3500	2000-2010	3863	Chrome Acorn	Ch	1/2 X 20	13/16"	1.38"
Dodge	Ram 3500	2000-2010	6116	Black Flat Flange	Blk	9/16 X 18	15/16"	1.10"
Dodge	Ram 4500	2008-2010	3830	Duplex Acorn	Ch	9/16 X 18	7/8"	1.87"
Dodge	Ram 4500	2008-2010	6116	Black Flat Flange	Blk	9/16 X 18	15/16"	1.10"
Dodge	Ram 5500	2008-2010	3830	Duplex Acorn	Ch	9/16 X 18	7/8"	1.87"
Dodge	Ram 5500	2008-2010	6116	Black Flat Flange	Blk	9/16 X 18	15/16"	1.10"
Dodge	Sprinter 2500	2003-2006	3886	Open Bulge	Ch	14MM X 1.50	19MM	21MM
Dodge	Stratus Sedan	2001-2006	3844	Open Bulge	Zi	12MM X 1.50	19MM	23MM
Dodge	Stratus	2000	3804	Open Standard	Zi	12MM X 1.50	19MM	16MM
Dodge	Stratus	2001-2006	3805	Chrome Acorn	Ch	12MM X 1.50	19MM	35MM
Dodge	Stratus	2000-2006	3828	Chrome Acorn	Ch	12MM X 1.50	21MM	35MM
Dodge	Stratus	2006	3844	Open Bulge	Zi	12MM X 1.50	19MM	23MM

MAKE	MODEL	YEAR	PART #	STYLE	FINISH	THREAD	HEX	LENGTH
Dodge	Stratus	2001-2005	3848	Open Bulge	Zi	12MM X 1.50	21MM	16MM
Dodge	Stratus	2001-2006	3861	Chrome Acorn	Ch	12MM X 1.50	21MM	38MM
Dodge	Stratus	2005-2006	3877	Chrome Acorn Nut	Ch	12mm x 1.50	21mm	35mm
Dodge	Stratus	2001-2005	6150	Acorn Bulge	Ch	12MM X 1.50	19MM	30MM
Dodge	Viper	2000-2002	3815	Short MAG w/Washer	Ch	12MM X 1.25	21MM	37MM
Dodge	Viper	2008-2010	3815	Short MAG w/Washer	Ch	12MM X 1.25	21MM	37MM
Dodge	Viper	2000-2002	3816	Long MAG w/Washer	Ch	1/2 X 20	13/16"	1.67"
Dodge	Viper	2008-2010	3816	Long MAG w/Washer	Ch	1/2 X 20	13/16"	1.67"
Dodge	Viper	2001-2006	3807	Acorn Bulge	Ch	1/2 X 20	3/4"	1.33"
Dodge	Viper	2008-2010	3807	Acorn Bulge	Ch	1/2 X 20	3/4"	1.33"
Dodge	Viper	2015-2017	3807	Acorn Bulge	Ch	1/2 X 20	3/4"	1.33"
Dodge	Viper	2000-2002	3824	Open Bulge	Ch	1/2 X 20	3/4"	0.82"
Dodge	Viper	2006	3824	Open Bulge	Ch	1/2 X 20	3/4"	0.82"
Dodge	Viper	2008-2010	3824	Open Bulge	Ch	1/2 X 20	3/4"	0.82"
Dodge	Viper	2000-2002	3825	Duplex Acorn	Ch	1/2 X 20	7/8"	1.85"
Dodge	Viper	2006	3825	Duplex Acorn	Ch	1/2 X 20	7/8"	1.85"
Dodge	Viper	2008-2010	3825	Duplex Acorn	Ch	1/2 X 20	7/8"	1.85"
Dodge	Viper	2000-2002	3836	Long MAG w/Abs	Ch	12MM X 1.25	21MM	42MM
Dodge	Viper	2008-2010	3836	Long MAG w/Abs	Ch	12MM X 1.25	21MM	42MM
Dodge	Viper	2001-2006	3852	Dome Top Bulge	Ch	1/2 X 20	3/4"	1.57"
Dodge	Viper	2008-2010	3852	Dome Top Bulge	Ch	1/2 X 20	3/4"	1.57"
Dodge	Viper	2015-2017	3852	Dome Top Bulge	Ch	1/2 X 20	3/4"	1.57"
Dodge	Viper	2001-2006	3870	Acorn Bulge	Ch	1/2 X 20	13/16"	1.38"
Dodge	Viper	2008-2010	3870	Acorn Bulge	Ch	1/2 X 20	13/16"	1.38"
Dodge	Viper	2015-2017	3870	Acorn Bulge	Ch	1/2 X 20	13/16"	1.38"
Dodge	Viper	2000-2002	6143	Long MAG w/Washer Lock Nut Use With 3816	Ch	1/2 X 20	Locking Nut	1.50"
Dodge	Viper	2008-2010	6143	Long MAG w/Washer Lock Nut Use With 3816	Ch	1/2 X 20	Locking Nut	1.50"
Ford (Mex)	Courier	2006-2010	6115	Chrome Dome Top	Ch	1/2 X 20	13/16"	1.50"
Ford	Bronco Sport	2021-2023	6119	Chrome Acorn	Ch	12MM X 1.50	19MM	32MM
Ford	Bronco	2021-2023	6119	Chrome Acorn	Ch	12MM X 1.50	19MM	32MM
Ford	Contour	2000	3828	Chrome Acorn	Ch	12MM X 1.50	21MM	35MM
Ford	Contour	2000	3844	Open Bulge	Zi	12MM X 1.50	19MM	23MM
Ford	Contour	2000	3845	Chrome Dome Top	Ch	12MM X 1.50	19MM	37MM
Ford	Courier	2001-2011	3802	Open Standard	Zi	1/2 X 20	13/16"	0.62"
Ford	Courier	2001-2011	3860	Acorn Bulge	Ch	1/2 X 20	13/16"	0.83"
Ford	Crown Victoria	2000-2005	3802	Open Standard	Zi	1/2 X 20	13/16"	0.62"
Ford	Crown Victoria	2000-2010	3814	Short MAG w/Washer	Ch	1/2 X 20	13/16"	1.46"
Ford	Crown Victoria	2000-2010	3815	Short MAG w/Washer	Ch	12MM X 1.25	21MM	37MM
Ford	Crown Victoria	2000-2010	3816	Long MAG w/Washer	Ch	1/2 X 20	13/16"	1.67"
Ford	Crown Victoria	2000-2010	3824	Open Bulge	Ch	1/2 X 20	3/4"	0.82"
Ford	Crown Victoria	2000-2010	3825	Duplex Acorn	Ch	1/2 X 20	7/8"	1.85"
Ford	Crown Victoria	2000-2011	3835	Zinc Retainer Wheel Cover Nut	Zi	1/2 X 20	13/16"	1.10"
Ford	Crown Victoria	2000-2005	3860	Acorn Bulge	Ch	1/2 X 20	13/16"	0.83"
Ford	Crown Victoria	2000-2010	3870	Acorn Bulge	Ch	1/2 X 20	13/16"	1.38"
Ford	Crown Victoria	2000-2005	3874	Acorn Bulge	Ch	1/2 X 20	13/16"	1.50"
Ford	Crown Victoria	2006-2011	6115	Chrome Dome Top	Ch	1/2 X 20	13/16"	1.50"
Ford	Crown Victoria	2000-2010	6143	Long MAG w/Washer Lock Nut Use With 3816	Ch	1/2 X 20	Locking Nut	1.50"
Ford	E-150 Club Wagon	2003	3802	Open Standard	Zi	1/2 X 20	13/16"	0.62"
Ford	E-150 Club Wagon	2003-2005	3814	Short MAG w/Washer	Ch	1/2 X 20	13/16"	1.46"
Ford	E-150 Club Wagon	2003	3815	Short MAG w/Washer	Ch	12MM X 1.25	21MM	37MM
Ford	E-150 Club Wagon	2003-2005	3816	Long MAG w/Washer	Ch	1/2 X 20	13/16"	1.67"
Ford	E-150 Club Wagon	2003-2005	3824	Open Bulge	Ch	1/2 X 20	3/4"	0.82"
Ford	E-150 Club Wagon	2003-2005	3825	Duplex Acorn	Ch	1/2 X 20	7/8"	1.85"
Ford	E-150 Club Wagon	2003-2005	3826	Long Duplex MAG w/Washer	Ch	1/2 X 20	7/8"	1.84"
Ford	E-150 Club Wagon	2003-2005	3860	Acorn Bulge	Ch	1/2 X 20	13/16"	0.83"
Ford	E-150 Club Wagon	2003	3870	Acorn Bulge	Ch	1/2 X 20	13/16"	1.38"
Ford	E-150 Club Wagon	2003-2005	6143	Long MAG w/Washer Lock Nut Use With 3816	Ch	1/2 X 20	Locking Nut	1.50"
Ford	E-150	2002-2013	3802	Open Standard	Zi	1/2 X 20	13/16"	0.62"
Ford	E-150	2007-2014	3811	Open Standard	Zi	9/16 X 18	7/8"	.75"
Ford	E-150	2002-2006	3814	Short MAG w/Washer	Ch	1/2 X 20	13/16"	1.46"
Ford	E-150	2002-2006	3815	Short MAG w/Washer	Ch	12MM X 1.25	21MM	37MM
Ford	E-150	2002-2006	3816	Long MAG w/Washer	Ch	1/2 X 20	13/16"	1.67"
Ford	E-150	2002-2006	3824	Open Bulge	Ch	1/2 X 20	3/4"	0.82"
Ford	E-150	2007-2014	3825	Duplex Acorn	Ch	1/2 X 20	7/8"	1.85"
Ford	E-150	2007-2010	3830	Duplex Acorn	Ch	9/16 X 18	7/8"	1.87"
Ford	E-150	2012	3830	Duplex Acorn	Ch	9/16 X 18	7/8"	1.87"
Ford	E-150	2008-2010	3835	Zinc Retainer Wheel Cover Nut	Zi	1/2 X 20	13/16"	1.10"
Ford	E-150	2002-2006	3860	Acorn Bulge	Ch	1/2 X 20	13/16"	0.83"

FORD

MAKE	MODEL	YEAR	PART #	STYLE	FINISH	THREAD	HEX	LENGTH
Ford	E-150	2002-2006	3870	Acorn Bulge	Ch	1/2 X 20	13/16"	1.38"
Ford	E-150	2002-2006	6143	Long MAG w/Washer Lock Nut Use With 3816	Ch	1/2 X 20	Locking Nut	1.50"
Ford	E-250	2003-2013	3802	Open Standard	Zi	1/2 X 20	13/16"	0.62"
Ford	E-250	2003-2014	3811	Open Standard	Zi	9/16 X 18	7/8"	.75"
Ford	E-250	2003-2007	3814	Short MAG w/Washer	Ch	1/2 X 20	13/16"	1.46"
Ford	E-250	2003	3815	Short MAG w/Washer	Ch	12MM X 1.25	21MM	37MM
Ford	E-250	2005-2007	3815	Short MAG w/Washer	Ch	12MM X 1.25	21MM	37MM
Ford	E-250	2003-2007	3816	Long MAG w/Washer	Ch	1/2 X 20	13/16"	1.67"
Ford	E-250	2003	3824	Open Bulge	Ch	1/2 X 20	3/4"	0.82"
Ford	E-250	2005-2007	3824	Open Bulge	Ch	1/2 X 20	3/4"	0.82"
Ford	E-250	2006-2007	3825	Duplex Acorn	Ch	1/2 X 20	7/8"	1.85"
Ford	E-250	2003-2007	3826	Long Duplex MAG w/Washer	Ch	1/2 X 20	7/8"	1.84"
Ford	E-250	2003-2010	3830	Duplex Acorn	Ch	9/16 X 18	7/8"	1.87"
Ford	E-250	2012	3830	Duplex Acorn	Ch	9/16 X 18	7/8"	1.87"
Ford	E-250	2003	3870	Acorn Bulge	Ch	1/2 X 20	13/16"	1.38"
Ford	E-250	2005-2007	3870	Acorn Bulge	Ch	1/2 X 20	13/16"	1.38"
Ford	E-250	2003-2007	6143	Long MAG w/Washer Lock Nut Use With 3816	Ch	1/2 X 20	Locking Nut	1.50"
Ford	E-350 Club Wagon	2002-2005	3811	Open Standard	Zi	9/16 X 18	7/8"	.75"
Ford	E-350 Club Wagon	2002-2005	3814	Short MAG w/Washer	Ch	1/2 X 20	13/16"	1.46"
Ford	E-350 Club Wagon	2005	3815	Short MAG w/Washer	Ch	12MM X 1.25	21MM	37MM
Ford	E-350 Club Wagon	2005	3824	Open Bulge	Ch	1/2 X 20	3/4"	0.82"
Ford	E-350 Club Wagon	2005	3826	Long Duplex MAG w/Washer	Ch	1/2 X 20	7/8"	1.84"
Ford	E-350 Club Wagon	2002-2005	3830	Duplex Acorn	Ch	9/16 X 18	7/8"	1.87"
Ford	E-350 Club Wagon	2005	3870	Acorn Bulge	Ch	1/2 X 20	13/16"	1.38"
Ford	E-350 Super Duty	2007-2018	3811	Open Standard	Zi	9/16 X 18	7/8"	.75"
Ford	E-350 Super Duty	2021-2023	3811	Open Standard	Zi	9/16 X 18	7/8"	.75"
Ford	E-350 Super Duty	2005-2009	3814	Short MAG w/Washer	Ch	1/2 X 20	13/16"	1.46"
Ford	E-350 Super Duty	2007-2009	3815	Short MAG w/Washer	Ch	12MM X 1.25	21MM	37MM
Ford	E-350 Super Duty	2005-2007	3816	Long MAG w/Washer	Ch	1/2 X 20	13/16"	1.67"
Ford	E-350 Super Duty	2005-2007	3824	Open Bulge	Ch	1/2 X 20	3/4"	0.82"
Ford	E-350 Super Duty	2007-2017	3825	Duplex Acorn	Ch	1/2 X 20	7/8"	1.85"
Ford	E-350 Super Duty	2005-2009	3826	Long Duplex MAG w/Washer	Ch	1/2 X 20	7/8"	1.84"
Ford	E-350 Super Duty	2000	3830	Duplex Acorn	Ch	9/16 X 18	7/8"	1.87"
Ford	E-350 Super Duty	2004-2012	3830	Duplex Acorn	Ch	9/16 X 18	7/8"	1.87"
Ford	E-350 Super Duty	2021	3830	Duplex Acorn	Ch	9/16 X 18	7/8"	1.87"
Ford	E-350 Super Duty	2005-2009	3870	Acorn Bulge	Ch	1/2 X 20	13/16"	1.38"
Ford	E-350 Super Duty	2000	3884	Black Flat Flange Nut	Blk	9/16 X 18	7/8"	1.06"
Ford	E-350 Super Duty	2004-2018	3884	Black Flat Flange Nut	Blk	9/16 X 18	7/8"	1.06"
Ford	E-350 Super Duty	2021-2023	3884	Black Flat Flange Nut	Blk	9/16 X 18	7/8"	1.06"
Ford	E-350 Super Duty	2005-2007	6143	Long MAG w/Washer Lock Nut Use With 3816	Ch	1/2 X 20	Locking Nut	1.50"
Ford	E-450 Super Duty	2008-2017	3811	Open Standard	Zi	9/16 X 18	7/8"	.75"
Ford	E-450 Super Duty	2021-2023	3811	Open Standard	Zi	9/16 X 18	7/8"	.75"
Ford	E-450 Super Duty	2003-2007	3814	Short MAG w/Washer	Ch	1/2 X 20	13/16"	1.46"
Ford	E-450 Super Duty	2003-2007	3816	Long MAG w/Washer	Ch	1/2 X 20	13/16"	1.67"
Ford	E-450 Super Duty	2003-2007	3825	Duplex Acorn	Ch	1/2 X 20	7/8"	1.85"
Ford	E-450 Super Duty	2003	3830	Duplex Acorn	Ch	9/16 X 18	7/8"	1.87"
Ford	E-450 Super Duty	2003	3830	Duplex Acorn	Ch	9/16 X 18	7/8"	1.87"
Ford	E-450 Super Duty	2003-2004	3830	Duplex Acorn	Ch	9/16 X 18	7/8"	1.87"
Ford	E-450 Super Duty	2004	3830	Duplex Acorn	Ch	9/16 X 18	7/8"	1.87"
Ford	E-450 Super Duty	2004-2005	3830	Duplex Acorn	Ch	9/16 X 18	7/8"	1.87"
Ford	E-450 Super Duty	2005-2006	3830	Duplex Acorn	Ch	9/16 X 18	7/8"	1.87"
Ford	E-450 Super Duty	2006	3830	Duplex Acorn	Ch	9/16 X 18	7/8"	1.87"
Ford	E-450 Super Duty	2006-2007	3830	Duplex Acorn	Ch	9/16 X 18	7/8"	1.87"
Ford	E-450 Super Duty	2007	3830	Duplex Acorn	Ch	9/16 X 18	7/8"	1.87"
Ford	E-450 Super Duty	2007-2008	3830	Duplex Acorn	Ch	9/16 X 18	7/8"	1.87"
Ford	E-450 Super Duty	2008	3830	Duplex Acorn	Ch	9/16 X 18	7/8"	1.87"
Ford	E-450 Super Duty	2008-2009	3830	Duplex Acorn	Ch	9/16 X 18	7/8"	1.87"
Ford	E-450 Super Duty	2009	3830	Duplex Acorn	Ch	9/16 X 18	7/8"	1.87"
Ford	E-450 Super Duty	2009-2010	3830	Duplex Acorn	Ch	9/16 X 18	7/8"	1.87"
Ford	E-450 Super Duty	2010	3830	Duplex Acorn	Ch	9/16 X 18	7/8"	1.87"
Ford	E-450 Super Duty	2010	3830	Duplex Acorn	Ch	9/16 X 18	7/8"	1.87"
Ford	E-450 Super Duty	2012	3830	Duplex Acorn	Ch	9/16 X 18	7/8"	1.87"
Ford	E-450 Super Duty	2012	3830	Duplex Acorn	Ch	9/16 X 18	7/8"	1.87"
Ford	E-450 Super Duty	2021	3830	Duplex Acorn	Ch	9/16 X 18	7/8"	1.87"
Ford	E-450 Super Duty	2005-2007	3834	Acorn Duplex	Ch	14MM X 1.50	22MM	47MM
Ford	E-450 Super Duty	2003-2007	3860	Acorn Bulge	Ch	1/2 X 20	13/16"	0.83"
Ford	E-450 Super Duty	2003-2007	3870	Acorn Bulge	Ch	1/2 X 20	13/16"	1.38"
Ford	E-450 Super Duty	2003-2017	3884	Black Flat Flange Nut	Blk	9/16 X 18	7/8"	1.06"

MAKE	MODEL	YEAR	PART #	STYLE	FINISH	THREAD	HEX	LENGTH
Ford	E-450 Super Duty	2021-2023	3884	Black Flat Flange Nut	Blk	9/16 X 18	7/8"	1.06"
Ford	E-450 Super Duty	2003-2007	6143	Long MAG w/Washer Lock Nut Use With 3816	Ch	1/2 X 20	Locking Nut	1.50"
Ford	EcoSport	2018-2022	6119	Chrome Acorn	Ch	12MM X 1.50	19MM	32MM
Ford	Edge	2015-2018	3809	Acorn Bulge	Ch	14MM X 1.50	21MM	38MM
Ford	Edge	2020-2021	3809	Acorn Bulge	Ch	14MM X 1.50	21MM	38MM
Ford	Edge	2007-2014	3812	Open Standard	Zi	14MM X 1.50	22MM	15MM
Ford	Edge	2007-2014	3814	Short MAG w/Washer	Ch	1/2 X 20	13/16"	1.46"
Ford	Edge	2007-2013	3815	Short MAG w/Washer	Ch	12MM X 1.25	21MM	37MM
Ford	Edge	2007-2013	3816	Long MAG w/Washer	Ch	1/2 X 20	13/16"	1.67"
Ford	Edge	2007-2013	3824	Open Bulge	Ch	1/2 X 20	3/4"	0.82"
Ford	Edge	2007-2013	3825	Duplex Acorn	Ch	1/2 X 20	7/8"	1.85"
Ford	Edge	2007-2013	3826	Long Duplex MAG w/Washer	Ch	1/2 X 20	7/8"	1.84"
Ford	Edge	2007-2014	3852	Dome Top Bulge	Ch	1/2 X 20	3/4"	1.57"
Ford	Edge	2007-2013	3870	Acorn Bulge	Ch	1/2 X 20	13/16"	1.38"
Ford	Edge	2009-2015	4683	External Thread	Zi	12MM X 1.50	19MM	31.25MM
Ford	Edge	2007-2013	6143	Long MAG w/Washer Lock Nut Use With 3816	Ch	1/2 X 20	Locking Nut	1.50"
Ford	Escape	2013-2018	3805	Chrome Acorn	Ch	12MM X 1.50	19MM	35MM
Ford	Escape	2001-2013	3808	Acorn Bulge	Ch	7/16 X 20	3/4"	1.22"
Ford	Escape	2007-2010	3844	Open Bulge	Zi	12MM X 1.50	19MM	23MM
Ford	Escape	2001-2013	3845	Chrome Dome Top	Ch	12MM X 1.50	19MM	37MM
Ford	Escape	2007-2010	3892	Modified Acorn	Ch	12MM X 1.50	21MM	29MM
Ford	Escape	2006-2012	6112	Acorn Bulge	Ch	12MM X 1.50	19MM	39MM
Ford	Escape	2007-2010	6117	Dome Top Bulge Retainer	Ch	12MM X 1.50	19MM	35MM
Ford	Escape	2013-2018	6119	Chrome Acorn	Ch	12MM X 1.50	19MM	32MM
Ford	Escape	2020-2022	6119	Chrome Acorn	Ch	12MM X 1.50	19MM	32MM
Ford	Escape	2007-2010	6140	Chrome MAG	Ch	12MM X 1.50	21MM	36MM
Ford	Escape	2007-2010	6146	Short MAG w/Washer	Ch	12MM X 1.50	21MM	42MM
Ford	Escort	2000-2003	3828	Chrome Acorn	Ch	12MM X 1.50	21MM	35MM
Ford	Escort	2000-2003	3837	Chrome Retainer Wheel Cover Nut	Ch	12MM X 1.50	21MM	31MM
Ford	Escort	2000	3848	Open Bulge	Zi	12MM X 1.50	21MM	16MM
Ford	Escort	2000-2001	3848	Open Bulge	Zi	12MM X 1.50	21MM	16MM
Ford	Escort	2001-2002	3848	Open Bulge	Zi	12MM X 1.50	21MM	16MM
Ford	Escort	2002-2003	3848	Open Bulge	Zi	12MM X 1.50	21MM	16MM
Ford	Escort	2003	3848	Open Bulge	Zi	12MM X 1.50	21MM	16MM
Ford	Escort	2000-2003	3869	Chrome Acorn	Ch	12MM X 1.50	21MM	26MM
Ford	Escort	2000-2003	6120	Zinc Retainer Wheel Cover Nut	Zi	14MM X 1.50	21MM	26MM
Ford	Excursion	2000-2002	3856	Flat Flange	Blk	14MM X 2.0	21MM	26MM
Ford	Excursion	2000-2002	3868	Acorn Bulge	Ch	14MM X 2.0	21MM	54MM
Ford	Excursion	2000-2002	3881	Acorn Bulge	Ch	14MM X 2.0	19MM	50MM
Ford	Excursion	2003-2005	3886	Open Bulge	Ch	14MM X 1.50	19MM	21MM
Ford	Expedition 4WD	2000	3856	Flat Flange	Blk	14MM X 2.0	21MM	26MM
Ford	Expedition	2015-2018	3810	Chrome Dome Top	Ch	14MM X 1.50	21MM	44MM
Ford	Expedition	2020-2022	3810	Chrome Dome Top	Ch	14MM X 1.50	21MM	44MM
Ford	Expedition	2015-2022	3810w	OE Style Chrome Dome Top	Ch	14mm x 1.5	21mm	42mm
Ford	Expedition	2015-2018	3839	Open Bulge	Zi	14MM X 1.50	22MM	26MM
Ford	Expedition	2000-2002	3856	Flat Flange	Blk	14MM X 2.0	21MM	26MM
Ford	Expedition	2001-2002	3857	Flat Flange Dome Top	Ch	14MM X 2.0	21MM	52MM
Ford	Expedition	2000	3862	Flat Flange	Blk	12MM X 1.75	19MM	23MM
Ford	Expedition	2003-2014	3864	Open Bulge w/Retainer	Ch	14MM X 2.0	21MM	31MM
Ford	Expedition	2000-2012	3868	Acorn Bulge	Ch	14MM X 2.0	21MM	54MM
Ford	Expedition	2003-2014	3881	Acorn Bulge	Ch	14MM X 2.0	19MM	50MM
Ford	Expedition	2001-2002	6102	Flat Flange Dome Top	Ch	14MM X 1.50	21MM	45MM
Ford	Explorer Sport Trac	2001-2004	3815	Short MAG w/Washer	Ch	12MM X 1.25	21MM	37MM
Ford	Explorer Sport Trac	2007-2010	3815	Short MAG w/Washer	Ch	12MM X 1.25	21MM	37MM
Ford	Explorer Sport Trac	2001-2005	3816	Long MAG w/Washer	Ch	1/2 X 20	13/16"	1.67"
Ford	Explorer Sport Trac	2007-2010	3816	Long MAG w/Washer	Ch	1/2 X 20	13/16"	1.67"
Ford	Explorer Sport Trac	2001-2005	3824	Open Bulge	Ch	1/2 X 20	3/4"	0.82"
Ford	Explorer Sport Trac	2007-2010	3824	Open Bulge	Ch	1/2 X 20	3/4"	0.82"
Ford	Explorer Sport Trac	2001-2005	3825	Duplex Acorn	Ch	1/2 X 20	7/8"	1.85"
Ford	Explorer Sport Trac	2007-2010	3825	Duplex Acorn	Ch	1/2 X 20	7/8"	1.85"
Ford	Explorer Sport Trac	2001-2005	3826	Long Duplex MAG w/Washer	Ch	1/2 X 20	7/8"	1.84"
Ford	Explorer Sport Trac	2007-2010	3826	Long Duplex MAG w/Washer	Ch	1/2 X 20	7/8"	1.84"
Ford	Explorer Sport Trac	2002-2005	3852	Dome Top Bulge	Ch	1/2 X 20	3/4"	1.57"
Ford	Explorer Sport Trac	2007-2010	3852	Dome Top Bulge	Ch	1/2 X 20	3/4"	1.57"
Ford	Explorer Sport Trac	2001-2005	3859	Wheel Cover Retainer	Zi	1/2 X 20	3/4"	1.25"
Ford	Explorer Sport Trac	2007-2010	3859	Wheel Cover Retainer	Zi	1/2 X 20	3/4"	1.25"
Ford	Explorer Sport Trac	2001-2005	6143	Long MAG w/Washer Lock Nut Use With 3816	Ch	1/2 X 20	Locking Nut	1.50"

FORD

MAKE	MODEL	YEAR	PART #	STYLE	FINISH	THREAD	HEX	LENGTH
Ford	Explorer Sport Trac	2007-2010	6143	Long MAG w/Washer Lock Nut Use With 3816	Ch	1/2 X 20	Locking Nut	1.50"
Ford	Explorer	2000-2001	3807	Acorn Bulge	Ch	1/2 X 20	3/4"	1.37"
Ford	Explorer	2020-2021	3809	Acorn Bulge	Ch	14MM X 1.50	21MM	38MM
Ford	Explorer	2021-2022	3809	Acorn Bulge	Ch	14MM X 1.50	21MM	38MM
Ford	Explorer	2022	3809	Acorn Bulge	Ch	14MM X 1.50	21MM	38MM
Ford	Explorer	2000-2013	3814	Short MAG w/Washer	Ch	1/2 X 20	13/16"	1.46"
Ford	Explorer	2000-2013	3815	Short MAG w/Washer	Ch	12MM X 1.25	21MM	37MM
Ford	Explorer	2000-2013	3816	Long MAG w/Washer	Ch	1/2 X 20	13/16"	1.67"
Ford	Explorer	2000-2013	3824	Open Bulge	Ch	1/2 X 20	3/4"	0.82"
Ford	Explorer	2000-2013	3825	Duplex Acorn	Ch	1/2 X 20	7/8"	1.85"
Ford	Explorer	2000-2013	3826	Long Duplex MAG w/Washer	Ch	1/2 X 20	7/8"	1.84"
Ford	Explorer	2000-2018	3852	Dome Top Bulge	Ch	1/2 X 20	3/4"	1.57"
Ford	Explorer	2000	3859	Wheel Cover Retainer	Zi	1/2 X 20	3/4"	1.25"
Ford	Explorer	2000-2001	3859	Wheel Cover Retainer	Zi	1/2 X 20	3/4"	1.25"
Ford	Explorer	2001-2002	3859	Wheel Cover Retainer	Zi	1/2 X 20	3/4"	1.25"
Ford	Explorer	2002-2003	3859	Wheel Cover Retainer	Zi	1/2 X 20	3/4"	1.25"
Ford	Explorer	2003-2004	3859	Wheel Cover Retainer	Zi	1/2 X 20	3/4"	1.25"
Ford	Explorer	2004-2005	3859	Wheel Cover Retainer	Zi	1/2 X 20	3/4"	1.25"
Ford	Explorer	2005-2006	3859	Wheel Cover Retainer	Zi	1/2 X 20	3/4"	1.25"
Ford	Explorer	2006-2007	3859	Wheel Cover Retainer	Zi	1/2 X 20	3/4"	1.25"
Ford	Explorer	2007-2010	3859	Wheel Cover Retainer	Zi	1/2 X 20	3/4"	1.25"
Ford	Explorer	2014-2018	3859	Wheel Cover Retainer	Zi	1/2 X 20	3/4"	1.25"
Ford	Explorer	2000-2013	3870	Acorn Bulge	Ch	1/2 X 20	13/16"	1.38"
Ford	Explorer	2000-2013	6143	Long MAG w/Washer Lock Nut Use With 3816	Ch	1/2 X 20	Locking Nut	1.50"
Ford	F-100 Ranger	2000-2001	3857	Flat Flange Dome Top	Ch	14MM X 2.0	21MM	52MM
Ford	F-150	2015-2018	3810	Chrome Dome Top	Ch	14MM X 1.50	21MM	44MM
Ford	F-150	2020-2022	3810	Chrome Dome Top	Ch	14MM X 1.50	21MM	44MM
Ford	F-150	2015-2022	3810w	OE Style Chrome Dome Top	Ch	14mm x 1.5	21mm	42mm
Ford	F-150	2015-2018	3839	Open Bulge	Zi	14MM X 1.50	22MM	26MM
Ford	F-150	2000-2004	3856	Flat Flange	Blk	14MM X 2.0	21MM	26MM
Ford	F-150	2009-2013	3856	Flat Flange	Blk	14MM X 2.0	21MM	26MM
Ford	F-150	2000-2003	3857	Flat Flange Dome Top	Ch	14MM X 2.0	21MM	52MM
Ford	F-150	2000-2008	3862	Flat Flange	Blk	12MM X 1.75	19MM	23MM
Ford	F-150	2001-2014	3864	Open Bulge w/Retainer	Ch	14MM X 2.0	21MM	31MM
Ford	F-150	2000-2012	3868	Acorn Bulge	Ch	14MM X 2.0	21MM	54MM
Ford	F-150	2001-2014	3881	Acorn Bulge	Ch	14MM X 2.0	19MM	50MM
Ford	F-150	2015-2018	3886	Open Bulge	Ch	14MM X 1.50	19MM	21MM
Ford	F-150	2000-2004	6102	Flat Flange Dome Top	Ch	14MM X 1.50	21MM	45MM
Ford	F-150	2004-2008	6114	Chrome Dome Top	Ch	14MM X 2.0	21MM	63MM
Ford	F-250 Super Duty	2000-2002	3856	Flat Flange	Blk	14MM X 2.0	21MM	26MM
Ford	F-250 Super Duty	2000-2004	3868	Acorn Bulge	Ch	14MM X 2.0	21MM	54MM
Ford	F-250 Super Duty	2009-2013	3868	Acorn Bulge	Ch	14MM X 2.0	21MM	54MM
Ford	F-250 Super Duty	2000-2003	3881	Acorn Bulge	Ch	14MM X 2.0	19MM	50MM
Ford	F-250 Super Duty	2000-2012	3886	Open Bulge	Ch	14MM X 1.50	19MM	21MM
Ford	F-250 Super Duty	2002-2017	6106	Flat Flange	Blk	14MM X 1.50	21MM	21MM
Ford	F-250 Super Duty	2008-2010	6118	Chrome Flat Flange	Ch	14MM X 1.50	21MM	53MM
Ford	F-250	2000-2009	3862	Flat Flange	Blk	12MM X 1.75	19MM	23MM
Ford	F-350 Super Duty	2000-2002	3856	Flat Flange	Blk	14MM X 2.0	21MM	26MM
Ford	F-350 Super Duty	2000-2012	3868	Acorn Bulge	Ch	14MM X 2.0	21MM	54MM
Ford	F-350 Super Duty	2000-2002	3881	Acorn Bulge	Ch	14MM X 2.0	19MM	50MM
Ford	F-350 Super Duty	2002-2017	3886	Open Bulge	Ch	14MM X 1.50	19MM	21MM
Ford	F-350 Super Duty	2002-2017	6106	Flat Flange	Blk	14MM X 1.50	21MM	21MM
Ford	F-350 Super Duty	2008-2010	6118	Chrome Flat Flange	Ch	14MM X 1.50	21MM	53MM
Ford	F-350	2000-2009	3851	Acorn Bulge	Ch	9/16 X 18	7/8"	1.50"
Ford	F-350	2011-2012	3851	Acorn Bulge	Ch	9/16 X 18	7/8"	1.50"
Ford	F-450 Super Duty	2003	3815	Short MAG w/Washer	Ch	12MM X 1.25	21MM	37MM
Ford	F-450 Super Duty	2005-2007	3815	Short MAG w/Washer	Ch	12MM X 1.25	21MM	37MM
Ford	F-450 Super Duty	2000-2012	3856	Flat Flange	Blk	14MM X 2.0	21MM	26MM
Ford	F-450 Super Duty	2003-2007	3860	Acorn Bulge	Ch	1/2 X 20	13/16"	0.83"
Ford	F-450 Super Duty	2000-2012	3868	Acorn Bulge	Ch	14MM X 2.0	21MM	54MM
Ford	F-450 Super Duty	2000-2003	3881	Acorn Bulge	Ch	14MM X 2.0	19MM	50MM
Ford	F-450 Super Duty	2002-2017	6106	Flat Flange	Blk	14MM X 1.50	21MM	21MM
Ford	F-450 Super Duty	2009-2010	6118	Chrome Flat Flange	Ch	14MM X 1.50	21MM	53MM
Ford	F53	2002-2004	6106	Flat Flange	Blk	14MM X 1.50	21MM	21MM
Ford	F53	2006-2009	6106	Flat Flange	Blk	14MM X 1.50	21MM	21MM
Ford	F53	2011-2018	6106	Flat Flange	Blk	14MM X 1.50	21MM	21MM
Ford	F-550 Super Duty	2000-2002	3856	Flat Flange	Blk	14MM X 2.0	21MM	26MM
Ford	F-550 Super Duty	2000-2012	3868	Acorn Bulge	Ch	14MM X 2.0	21MM	54MM

MAKE	MODEL	YEAR	PART #	STYLE	FINISH	THREAD	HEX	LENGTH
Ford	F-550 Super Duty	2000-2003	3881	Acorn Bulge	Ch	14MM X 2.0	19MM	50MM
Ford	F-550 Super Duty	2000-2012	3886	Open Bulge	Ch	14MM X 1.50	19MM	21MM
Ford	F-550 Super Duty	2002-2017	6106	Flat Flange	Blk	14MM X 1.50	21MM	21MM
Ford	Fiesta	2011-2018	3805	Chrome Acorn	Ch	12MM X 1.50	19MM	35MM
Ford	Fiesta	2011-2013	3877	Chrome Acorn Nut	Ch	12mm x 1.50	21mm	35mm
Ford	Fiesta	2011-2018	6119	Chrome Acorn	Ch	12MM X 1.50	19MM	32MM
Ford	Five Hundred	2005-2007	3814	Short MAG w/Washer	Ch	1/2 X 20	13/16"	1.46"
Ford	Five Hundred	2005-2007	3815	Short MAG w/Washer	Ch	12MM X 1.25	21MM	37MM
Ford	Five Hundred	2005-2007	3816	Long MAG w/Washer	Ch	1/2 X 20	13/16"	1.67"
Ford	Five Hundred	2005-2006	3824	Open Bulge	Ch	1/2 X 20	3/4"	0.82"
Ford	Five Hundred	2005-2006	3825	Duplex Acorn	Ch	1/2 X 20	7/8"	1.85"
Ford	Five Hundred	2005	3826	Long Duplex MAG w/Washer	Ch	1/2 X 20	7/8"	1.84"
Ford	Five Hundred	2007	3826	Long Duplex MAG w/Washer	Ch	1/2 X 20	7/8"	1.84"
Ford	Five Hundred	2005	3852	Dome Top Bulge	Ch	1/2 X 20	3/4"	1.57"
Ford	Five Hundred	2005-2006	3852	Dome Top Bulge	Ch	1/2 X 20	3/4"	1.57"
Ford	Five Hundred	2006-2007	3852	Dome Top Bulge	Ch	1/2 X 20	3/4"	1.57"
Ford	Five Hundred	2005-2007	3863	Chrome Acorn	Ch	1/2 X 20	13/16"	1.38"
Ford	Five Hundred	2005-2007	3870	Acorn Bulge	Ch	1/2 X 20	13/16"	1.38"
Ford	Five Hundred	2005-2007	6143	Long MAG w/Washer Lock Nut Use With 3816	ch	1/2 X 20	Locking Nut	1.50"
Ford	Flex	2009-2013	3814	Short MAG w/Washer	Ch	1/2 X 20	13/16"	1.46"
Ford	Flex	2009-2013	3815	Short MAG w/Washer	Ch	12MM X 1.25	21MM	37MM
Ford	Flex	2009-2013	3816	Long MAG w/Washer	Ch	1/2 X 20	13/16"	1.67"
Ford	Flex	2009-2013	3824	Open Bulge	Ch	1/2 X 20	3/4"	0.82"
Ford	Flex	2009-2013	3825	Duplex Acorn	Ch	1/2 X 20	7/8"	1.85"
Ford	Flex	2009-2019	3852	Dome Top Bulge	Ch	1/2 X 20	3/4"	1.57"
Ford	Flex	2009-2015	3863	Chrome Acorn	Ch	1/2 X 20	13/16"	1.38"
Ford	Flex	2009-2013	6143	Long MAG w/Washer Lock Nut Use With 3816	Ch	1/2 X 20	Locking Nut	1.50"
Ford	Focus	2001-2007	3804	Open Standard	Zi	12MM X 1.50	19MM	16MM
Ford	Focus	2012-2018	3805	Chrome Acorn	Ch	12MM X 1.50	19MM	35MM
Ford	Focus	2001-2011	3840	Zinc Retainer Wheel Cover Nut	Zi	12MM X 1.50	19MM	28MM
Ford	Focus	2000-2011	3844	Open Bulge	Zi	12MM X 1.50	19MM	23MM
Ford	Focus	2000-2008	3845	Chrome Dome Top	Ch	12MM X 1.50	19MM	37MM
Ford	Focus	2000-2008	3847	Acorn Bulge Wire Wheel	Ch	12MM X 1.50	19MM	42MM
Ford	Focus	2001-2008	3848	Open Bulge	Zi	12MM X 1.50	21MM	16MM
Ford	Focus	2000-2008	3876	Open Bulge	Ch	12MM X 1.25	19MM	24MM
Ford	Focus	2005-2008	3877	Chrome Acorn Nut	Ch	12mm x 1.50	21mm	35mm
Ford	Focus	2007	3892	Modified Acorn	Ch	12MM X 1.50	21MM	29MM
Ford	Focus	2007-2008	3892	Modified Acorn	Ch	12MM X 1.50	21MM	29MM
Ford	Focus	2008-2009	3892	Modified Acorn	Ch	12MM X 1.50	21MM	29MM
Ford	Focus	2009-2010	3892	Modified Acorn	Ch	12MM X 1.50	21MM	29MM
Ford	Focus	2010-2011	3892	Modified Acorn	Ch	12MM X 1.50	21MM	29MM
Ford	Focus	2011	3892	Modified Acorn	Ch	12MM X 1.50	21MM	29MM
Ford	Focus	2000-2008	6100	Zinc Open Bulge	Zi	12MM X 1.50	19MM	28MM
Ford	Focus	2007-2011	6117	Dome Top Bulge Retainer	Ch	12MM X 1.50	19MM	35MM
Ford	Focus	2012-2018	6119	Chrome Acorn	Ch	12MM X 1.50	19MM	32MM
Ford	Focus	2007-2011	6140	Chrome MAG	Ch	12MM X 1.50	21MM	36MM
Ford	Focus	2007-2011	6146	Short MAG w/Washer	Ch	12MM X 1.50	21MM	42MM
Ford	Freestar	2005-2007	3814	Short MAG w/Washer	Ch	1/2 X 20	13/16"	1.46"
Ford	Freestar	2004-2007	3815	Short MAG w/Washer	Ch	12MM X 1.25	21MM	37MM
Ford	Freestar	2004-2007	3816	Long MAG w/Washer	Ch	1/2 X 20	13/16"	1.67"
Ford	Freestar	2004-2007	3825	Duplex Acorn	Ch	1/2 X 20	7/8"	1.85"
Ford	Freestar	2004-2007	3826	Long Duplex MAG w/Washer	Ch	1/2 X 20	7/8"	1.84"
Ford	Freestar	2004-2005	3852	Dome Top Bulge	Ch	1/2 X 20	3/4"	1.57"
Ford	Freestar	2004-2007	3870	Acorn Bulge	Ch	1/2 X 20	13/16"	1.38"
Ford	Freestar	2004-2007	6143	Long MAG w/Washer Lock Nut Use With 3816	Ch	1/2 X 20	Locking Nut	1.50"
Ford	Freestyle	2005-2007	3814	Short MAG w/Washer	Ch	1/2 X 20	13/16"	1.46"
Ford	Freestyle	2005-2007	3815	Short MAG w/Washer	Ch	12MM X 1.25	21MM	37MM
Ford	Freestyle	2005-2007	3816	Long MAG w/Washer	Ch	1/2 X 20	13/16"	1.67"
Ford	Freestyle	2005-2007	3824	Open Bulge	Ch	1/2 X 20	3/4"	0.82"
Ford	Freestyle	2005-2007	3825	Duplex Acorn	Ch	1/2 X 20	7/8"	1.85"
Ford	Freestyle	2005-2007	3826	Long Duplex MAG w/Washer	Ch	1/2 X 20	7/8"	1.84"
Ford	Freestyle	2005	3852	Dome Top Bulge	Ch	1/2 X 20	3/4"	1.57"
Ford	Freestyle	2005-2007	3870	Acorn Bulge	Ch	1/2 X 20	13/16"	1.38"
Ford	Freestyle	2005-2007	6143	Long MAG w/Washer Lock Nut Use With 3816	Ch	1/2 X 20	Locking Nut	1.50"
Ford	Fusion	2012-2018	3805	Chrome Acorn	Ch	12MM X 1.50	19MM	35MM
Ford	Fusion	2017-2018	3809	Acorn Bulge	Ch	14MM X 1.50	21MM	38MM
Ford	Fusion	2020	3809	Acorn Bulge	Ch	14MM X 1.50	21MM	38MM

FORD

MAKE	MODEL	YEAR	PART #	STYLE	FINISH	THREAD	HEX	LENGTH
Ford	Fusion	2006-2012	3844	Open Bulge	Zi	12MM X 1.50	19MM	23MM
Ford	Fusion	2012	3877	Chrome Acorn Nut	Ch	12mm x 1.50	21mm	35mm
Ford	Fusion	2007-2010	3892	Modified Acorn	Ch	12MM X 1.50	21MM	29MM
Ford	Fusion	2010	3892	Modified Acorn	Ch	12MM X 1.50	21MM	29MM
Ford	Fusion	2010-2011	3892	Modified Acorn	Ch	12MM X 1.50	21MM	29MM
Ford	Fusion	2011	3892	Modified Acorn	Ch	12MM X 1.50	21MM	29MM
Ford	Fusion	2011-2012	3892	Modified Acorn	Ch	12MM X 1.50	21MM	29MM
Ford	Fusion	2012	3892	Modified Acorn	Ch	12MM X 1.50	21MM	29MM
Ford	Fusion	2012	3892	Modified Acorn	Ch	12MM X 1.50	21MM	29MM
Ford	Fusion	2006-2011	6112	Acorn Bulge	Ch	12MM X 1.50	19MM	39MM
Ford	Fusion	2007-2012	6117	Dome Top Bulge Retainer	Ch	12MM X 1.50	19MM	35MM
Ford	Fusion	2012-2018	6119	Chrome Acorn	Ch	12MM X 1.50	19MM	32MM
Ford	Fusion	2020	6119	Chrome Acorn	Ch	12MM X 1.50	19MM	32MM
Ford	Fusion	2010-2011	6121	Chrome Retainer Wheel Cover Nut	Ch	12MM X 1.50	19MM	37MM
Ford	Fusion	2007-2012	6140	Chrome MAG	Ch	12MM X 1.50	21MM	36MM
Ford	Fusion	2007-2012	6146	Short MAG w/Washer	Ch	12MM X 1.50	21MM	42MM
Ford	GT	2017-2018	3809	Acorn Bulge	Ch	14MM X 1.50	21MM	38MM
Ford	GT	2020-2022	3809	Acorn Bulge	Ch	14MM X 1.50	21MM	38MM
Ford	GT	2005-2006	3814	Short MAG w/Washer	Ch	1/2 X 20	13/16"	1.46"
Ford	GT	2005-2006	3816	Long MAG w/Washer	Ch	1/2 X 20	13/16"	1.67"
Ford	GT	2005-2006	3824	Open Bulge	Ch	1/2 X 20	3/4"	0.82"
Ford	GT	2005-2006	3825	Duplex Acorn	Ch	1/2 X 20	7/8"	1.85"
Ford	GT	2005-2006	3826	Long Duplex MAG w/Washer	Ch	1/2 X 20	7/8"	1.84"
Ford	GT	2005-2006	3870	Acorn Bulge	Ch	1/2 X 20	13/16"	1.38"
Ford	GT	2005-2006	6115	Chrome Dome Top	Ch	1/2 X 20	13/16"	1.50"
Ford	GT	2005-2006	6143	Long MAG w/Washer Lock Nut Use With 3816	Ch	1/2 X 20	Locking Nut	1.50"
Ford	Lobo (Mexico)	2020-2022	3810	Chrome Dome Top	Ch	14MM X 1.50	21MM	44MM
Ford	Lobo (Mexico)	2015-2022	3810w	OE Style Chrome Dome Top	Ch	14mm x 1.5	21mm	42mm
Ford	Lobo (Mexico)	2004-2008	6114	Chrome Dome Top	Ch	14MM X 2.0	21MM	63MM
Ford	Mustang Mach-E	2021-2022	3809	Acorn Bulge	Ch	14MM X 1.50	21MM	38MM
Ford	Mustang Mach-E	2021-2022	3810	Chrome Dome Top	Ch	14MM X 1.50	21MM	44MM
Ford	Mustang Mach-E	2021-2022	3810w	OE Style Chrome Dome Top	Ch	14mm x 1.5	21mm	42mm
Ford	Mustang	2005-2013	3802	Open Standard	Zi	1/2 X 20	13/16"	0.62"
Ford	Mustang	2000-2013	3807	Acorn Bulge	Ch	1/2 X 20	3/4"	1.37"
Ford	Mustang	2015-2022	3809	Acorn Bulge	Ch	14MM X 1.50	21MM	38MM
Ford	Mustang	2000-2013	3814	Short MAG w/Washer	Ch	1/2 X 20	13/16"	1.46"
Ford	Mustang	2000-2013	3815	Short MAG w/Washer	Ch	12MM X 1.25	21MM	37MM
Ford	Mustang	2000-2013	3816	Long MAG w/Washer	Ch	1/2 X 20	13/16"	1.67"
Ford	Mustang	2015-2018	3816	Long MAG w/Washer	Ch	1/2 X 20	13/16"	1.67"
Ford	Mustang	2000-2004	3821	Acorn Bulge	Ch	1/2 X 20	13/16"	2.04"
Ford	Mustang	2000-2006	3824	Open Bulge	Ch	1/2 X 20	3/4"	0.82"
Ford	Mustang	2008-2013	3824	Open Bulge	Ch	1/2 X 20	3/4"	0.82"
Ford	Mustang	2000-2013	3825	Duplex Acorn	Ch	1/2 X 20	7/8"	1.85"
Ford	Mustang	2000-2004	3826	Long Duplex MAG w/Washer	Ch	1/2 X 20	7/8"	1.84"
Ford	Mustang	2007-2013	3826	Long Duplex MAG w/Washer	Ch	1/2 X 20	7/8"	1.84"
Ford	Mustang	2000-2009	3835	Zinc Retainer Wheel Cover Nut	Zi	1/2 X 20	13/16"	1.10"
Ford	Mustang	2015-2019	3839	Open Bulge	Zi	14MM X 1.50	22MM	26MM
Ford	Mustang	2000-2013	3860	Acorn Bulge	Ch	1/2 X 20	13/16"	0.83"
Ford	Mustang	2000-2013	3870	Acorn Bulge	Ch	1/2 X 20	13/16"	1.38"
Ford	Mustang	2000-2004	3874	Acorn Bulge	Ch	1/2 X 20	13/16"	1.50"
Ford	Mustang	2005-2014	6115	Chrome Dome Top	Ch	1/2 X 20	13/16"	1.50"
Ford	Mustang	2000-2013	6143	Long MAG w/Washer Lock Nut Use With 3816	Ch	1/2 X 20	Locking Nut	1.50"
Ford	Police Interceptor Sedan	2013-2018	3852	Dome Top Bulge	Ch	1/2 X 20	3/4"	1.57"
Ford	Police Interceptor Sedan	2013-2018	3859	Wheel Cover Retainer	Zi	1/2 X 20	3/4"	1.25"
Ford	Police Interceptor Utility	2020-2022	3809	Acorn Bulge	Ch	14MM X 1.50	21MM	38MM
Ford	Police Interceptor Utility	2013-2018	3852	Dome Top Bulge	Ch	1/2 X 20	3/4"	1.57"
Ford	Police Interceptor Utility	2013-2018	3859	Wheel Cover Retainer	Zi	1/2 X 20	3/4"	1.25"
Ford	Police Responder Hybrid	2020	3809	Acorn Bulge	Ch	14MM X 1.50	21MM	38MM
Ford	Police Responder Hybrid	2020	6119	Chrome Acorn	Ch	12MM X 1.50	19MM	32MM
Ford	Ranger	2000-2010	3803	Open Standard	Zi	1/2 X 20	3/4"	0.62"
Ford	Ranger	2000-2010	3815	Short MAG w/Washer	Ch	12MM X 1.25	21MM	37MM
Ford	Ranger	2000-2010	3816	Long MAG w/Washer	Ch	1/2 X 20	13/16"	1.67"
Ford	Ranger	2000-2010	3824	Open Bulge	Ch	1/2 X 20	3/4"	0.82"
Ford	Ranger	2000-2011	3825	Duplex Acorn	Ch	1/2 X 20	7/8"	1.85"
Ford	Ranger	2000-2011	3852	Dome Top Bulge	Ch	1/2 X 20	3/4"	1.57"
Ford	Ranger	2000-2011	3859	Wheel Cover Retainer	Zi	1/2 X 20	3/4"	1.25"
Ford	Ranger	2000-2010	3870	Acorn Bulge	Ch	1/2 X 20	13/16"	1.38"
Ford	Ranger	2020-2022	6119	Chrome Acorn	Ch	12MM X 1.50	19MM	32MM

MAKE	MODEL	YEAR	PART #	STYLE	FINISH	THREAD	HEX	LENGTH
Ford	Ranger	2000-2010	6143	Long MAG w/Washer Lock Nut Use With 3816	Ch	1/2 X 20	Locking Nut	1.50"
Ford	Special Service Police Sedan	2014-2018	3852	Dome Top Bulge	Ch	1/2 X 20	3/4"	1.57"
Ford	Special Service Police Sedan	2014-2018	3859	Wheel Cover Retainer	Zi	1/2 X 20	3/4"	1.25"
Ford	SSV Plug-In Hybrid	2020	3809	Acorn Bulge	Ch	14MM X 1.50	21MM	38MM
Ford	SSV Plug-In Hybrid	2020	6119	Chrome Acorn	Ch	12MM X 1.50	19MM	32MM
Ford	Taurus X	2008-2009	3814	Short MAG w/Washer	Ch	1/2 X 20	13/16"	1.46"
Ford	Taurus X	2008-2009	3815	Short MAG w/Washer	Ch	12MM X 1.25	21MM	37MM
Ford	Taurus X	2008-2009	3816	Long MAG w/Washer	Ch	1/2 X 20	13/16"	1.67"
Ford	Taurus X	2008-2009	3824	Open Bulge	Ch	1/2 X 20	3/4"	0.82"
Ford	Taurus X	2008	3825	Duplex Acorn	Ch	1/2 X 20	7/8"	1.85"
Ford	Taurus X	2008-2009	3826	Long Duplex MAG w/Washer	Ch	1/2 X 20	7/8"	1.84"
Ford	Taurus X	2008-2009	3870	Acorn Bulge	Ch	1/2 X 20	13/16"	1.38"
Ford	Taurus X	2008-2009	6143	Long MAG w/Washer Lock Nut Use With 3816	Ch	1/2 X 20	Locking Nut	1.50"
Ford	Taurus	2008-2013	3814	Short MAG w/Washer	Ch	1/2 X 20	13/16"	1.46"
Ford	Taurus	2008-2010	3815	Short MAG w/Washer	Ch	12MM X 1.25	21MM	37MM
Ford	Taurus	2012-2013	3815	Short MAG w/Washer	Ch	12MM X 1.25	21MM	37MM
Ford	Taurus	2008-2013	3816	Long MAG w/Washer	Ch	1/2 X 20	13/16"	1.67"
Ford	Taurus	2008-2013	3824	Open Bulge	Ch	1/2 X 20	3/4"	0.82"
Ford	Taurus	2008-2013	3825	Duplex Acorn	Ch	1/2 X 20	7/8"	1.85"
Ford	Taurus	2008-2013	3826	Long Duplex MAG w/Washer	Ch	1/2 X 20	7/8"	1.84"
Ford	Taurus	2000-2010	3844	Open Bulge	Zi	12MM X 1.50	19MM	23MM
Ford	Taurus	2000-2007	3845	Chrome Dome Top	Ch	12MM X 1.50	19MM	37MM
Ford	Taurus	2013-2018	3848	Open Bulge	Zi	12MM X 1.50	21MM	16MM
Ford	Taurus	2010-2018	3852	Dome Top Bulge	Ch	1/2 X 20	3/4"	1.57"
Ford	Taurus	2013-2018	3859	Wheel Cover Retainer	Zi	1/2 X 20	3/4"	1.25"
Ford	Taurus	2013-2018	3869	Chrome Acorn	Ch	12MM X 1.50	21MM	26MM
Ford	Taurus	2008-2010	3870	Acorn Bulge	Ch	1/2 X 20	13/16"	1.38"
Ford	Taurus	2012-2013	3870	Acorn Bulge	Ch	1/2 X 20	13/16"	1.38"
Ford	Taurus	2007	3892	Modified Acorn	Ch	12MM X 1.50	21MM	29MM
Ford	Taurus	2007	6117	Dome Top Bulge Retainer	Ch	12MM X 1.50	19MM	35MM
Ford	Taurus	2007	6140	Chrome MAG	Ch	12MM X 1.50	21MM	36MM
Ford	Taurus	2008-2013	6143	Long MAG w/Washer Lock Nut Use With 3816	Ch	1/2 X 20	Locking Nut	1.50"
Ford	Taurus	2007	6146	Short MAG w/Washer	Ch	12MM X 1.50	21MM	42MM
Ford	Thunderbird	2003-2005	3828	Chrome Acorn	Ch	12MM X 1.50	21MM	35MM
Ford	Thunderbird	2002-2005	3899	Zinc Retainer	Zi	12MM X 1.50	19MM	26MM
Ford	Transit (Mexico)	2020-2021	3810	Chrome Dome Top	Ch	14MM X 1.50	21MM	44MM
Ford	Transit (Mexico)	2015-2021	3810w	OE Style Chrome Dome Top	Ch	14mm x 1.5	21mm	42mm
Ford	Transit Connect	2014-2018	3805	Chrome Acorn	Ch	12MM X 1.50	19MM	35MM
Ford	Transit Connect	2020-2022	3809	Acorn Bulge	Ch	14MM X 1.50	21MM	38MM
Ford	Transit Connect	2014-2018	6119	Chrome Acorn	Ch	12MM X 1.50	19MM	32MM
Ford	Transit Courier (Mexico)	2022	3810	Chrome Dome Top	Ch	14MM X 1.50	21MM	44MM
Ford	Transit Courier (Mexico)	2022	3810w	OE Style Chrome Dome Top	Ch	14mm x 1.5	21mm	42mm
Ford	Transit Custom (Mexico)	2020-2022	3810	Chrome Dome Top	Ch	14MM X 1.50	21MM	44MM
Ford	Transit Custom (Mexico)	2017-2022	3810w	OE Style Chrome Dome Top	Ch	14mm x 1.5	21mm	42mm
Ford	Transit-150	2015-2018	3810	Chrome Dome Top	Ch	14MM X 1.50	21MM	44MM
Ford	Transit-150	2020-2022	3810	Chrome Dome Top	Ch	14MM X 1.50	21MM	44MM
Ford	Transit-150	2015-2022	3810w	OE Style Chrome Dome Top	Ch	14mm x 1.5	21mm	42mm
Ford	Transit-150	2015-2018	3839	Open Bulge	Zi	14MM X 1.50	22MM	26MM
Ford	Transit-250	2015-2018	3810	Chrome Dome Top	Ch	14MM X 1.50	21MM	44MM
Ford	Transit-250	2020-2022	3810	Chrome Dome Top	Ch	14MM X 1.50	21MM	44MM
Ford	Transit-250	2015-2022	3810w	OE Style Chrome Dome Top	Ch	14mm x 1.5	21mm	42mm
Ford	Transit-250	2015-2018	3839	Open Bulge	Zi	14MM X 1.50	22MM	26MM
Ford	Transit-350 HD	2015-2018	3810	Chrome Dome Top	Ch	14MM X 1.50	21MM	44MM
Ford	Transit-350 HD	2020-2022	3810	Chrome Dome Top	Ch	14MM X 1.50	21MM	44MM
Ford	Transit-350 HD	2015-2022	3810w	OE Style Chrome Dome Top	Ch	14mm x 1.5	21mm	42mm
Ford	Transit-350 HD	2015-2018	3839	Open Bulge	Zi	14MM X 1.50	22MM	26MM
Ford	Transit-350	2015-2018	3810	Chrome Dome Top	Ch	14MM X 1.50	21MM	44MM
Ford	Transit-350	2020-2022	3810	Chrome Dome Top	Ch	14MM X 1.50	21MM	44MM
Ford	Transit-350	2015-2022	3810w	OE Style Chrome Dome Top	Ch	14mm x 1.5	21mm	42mm
Ford	Transit-350	2015-2018	3839	Open Bulge	Zi	14MM X 1.50	22MM	26MM
Ford	Windstar	2000-2003	3804	Open Standard	Zi	12MM X 1.50	19MM	16MM
Ford	Windstar	2000-2003	3828	Chrome Acorn	Ch	12MM X 1.50	21MM	35MM
Ford	Windstar	2000-2003	3844	Open Bulge	Zi	12MM X 1.50	19MM	23MM
Ford	Windstar	2000-2003	3845	Chrome Dome Top	Ch	12MM X 1.50	19MM	37MM
GMC	Acadia	2007-2012	3872	Long Hex, Short MAG w/Washer	Ch	12MM X 1.50	21MM	48MM
GMC	Acadia	2007-2012	3886	Open Bulge	Ch	14MM X 1.50	19MM	21MM
GMC	Acadia	2007-2009	3887	Chrome Acorn Bulge	Ch	14MM X 1.50	22MM	45MM
GMC	Acadia	2009-2010	3887	Chrome Acorn Bulge	Ch	14MM X 1.50	22MM	45MM

MAKE	MODEL	YEAR	PART #	STYLE	FINISH	THREAD	HEX	LENGTH
GMC	Acadia	2010-2011	3887	Chrome Acorn Bulge	Ch	14MM X 1.50	22MM	45MM
GMC	Acadia	2011-2015	3887	Chrome Acorn Bulge	Ch	14MM X 1.50	22MM	45MM
GMC	Acadia	2020-2023	3887	Chrome Acorn Bulge	Ch	14MM X 1.50	22MM	45MM
GMC	C2500	2000	3855	External Thread Steel Wheels Use With 3866 Cap	Zi	14MM X 1.50	22MM	30MM
GMC	C2500	2000	3886	Open Bulge	Ch	14MM X 1.50	19MM	21MM
GMC	C3500	2000	3855	External Thread Steel Wheels Use With 3866 Cap	Zi	14MM X 1.50	22MM	30MM
GMC	C3500	2000	3886	Open Bulge	Ch	14MM X 1.50	19MM	21MM
GMC	C3500HD	2000-2001	3855	External Thread Steel Wheels Use With 3866 Cap	Zi	14MM X 1.50	22MM	30MM
GMC	C3500HD	2001	3886	Open Bulge	Ch	14MM X 1.50	19MM	21MM
GMC	Canyon SL	2004	3866	Black Plastic Cap	Blk	24MM X 2.0	22MM	45MM
GMC	Canyon SLE	2004	3866	Black Plastic Cap	Blk	24MM X 2.0	22MM	45MM
GMC	Canyon	2004-2012	3844	Open Bulge	Zi	12MM X 1.50	19MM	23MM
GMC	Canyon	2009-2012	3845	Chrome Dome Top	Ch	12MM X 1.50	19MM	37MM
GMC	Canyon	2009-2012	3846	External Thread Solid Steel - Use 3865/7 Cap	Zi	12MM X 1.50	19MM	28MM
GMC	Canyon	2005-2007	3866	Black Plastic Cap	Blk	24MM X 2.0	22MM	45MM
GMC	Canyon	2007-2008	3866	Black Plastic Cap	Blk	24MM X 2.0	22MM	45MM
GMC	Canyon	2008-2009	3866	Black Plastic Cap	Blk	24MM X 2.0	22MM	45MM
GMC	Canyon	2009	3866	Black Plastic Cap	Blk	24MM X 2.0	22MM	45MM
GMC	Canyon	2009-2010	3866	Black Plastic Cap	Blk	24MM X 2.0	22MM	45MM
GMC	Canyon	2010	3866	Black Plastic Cap	Blk	24MM X 2.0	22MM	45MM
GMC	Canyon	2010-2011	3866	Black Plastic Cap	Blk	24MM X 2.0	22MM	45MM
GMC	Canyon	2011	3866	Black Plastic Cap	Blk	24MM X 2.0	22MM	45MM
GMC	Canyon	2011-2012	3866	Black Plastic Cap	Blk	24MM X 2.0	22MM	45MM
GMC	Canyon	2012	3866	Black Plastic Cap	Blk	24MM X 2.0	22MM	45MM
GMC	Canyon	2012	3866	Black Plastic Cap	Blk	24MM X 2.0	22MM	45MM
GMC	Canyon	2009-2012	3877	Chrome Acorn Nut	Ch	12mm x 1.50	21MM	35MM
GMC	Canyon	2015	3887	Chrome Acorn Bulge	Ch	14MM X 1.50	22MM	45MM
GMC	Canyon	2020-2022	3887	Chrome Acorn Bulge	Ch	14MM X 1.50	22MM	45MM
GMC	Canyon	2007-2012	3892	Modified Acorn	Ch	12MM X 1.50	21MM	29MM
GMC	Canyon	2007-2012	6146	Short MAG w/Washer	Ch	12MM X 1.50	21MM	42MM
GMC	Envoy XL	2005-2006	3877	Chrome Acorn Nut	Ch	12mm x 1.50	21MM	35MM
GMC	Envoy XUV	2005	3877	Chrome Acorn Nut	Ch	12mm x 1.50	21MM	35MM
GMC	Envoy	2003-2009	3838	Open Bulge	Ch	12MM X 1.50	19MM	21MM
GMC	Envoy	2003-2009	3844	Open Bulge	Zi	12MM X 1.50	19MM	23MM
GMC	Envoy	2002-2009	3845	Chrome Dome Top	Ch	12MM X 1.50	19MM	37MM
GMC	Envoy	2002-2009	3846	External Thread Solid Steel - Use 3865/7 Cap	Zi	12MM X 1.50	19MM	28MM
GMC	Envoy	2007-2009	3872	Long Hex, Short MAG w/Washer	Ch	12MM X 1.50	21MM	48MM
GMC	Envoy	2005-2009	3877	Chrome Acorn Nut	Ch	12mm x 1.50	21MM	35MM
GMC	Hummer EV	2022	3887	Chrome Acorn Bulge	Ch	14MM X 1.50	22MM	45MM
GMC	Jimmy	2000-2001	3804	Open Standard	Zi	12MM X 1.50	19MM	16MM
GMC	Jimmy	2000-2005	3844	Open Bulge	Zi	12MM X 1.50	19MM	23MM
GMC	Jimmy	2000-2005	3845	Chrome Dome Top	Ch	12MM X 1.50	19MM	37MM
GMC	Jimmy	2000-2005	3846	External Thread Solid Steel - Use 3865/7 Cap	Zi	12MM X 1.50	19MM	28MM
GMC	K2500 4WD	2000	3855	External Thread Steel Wheels Use With 3866 Cap	Zi	14MM X 1.50	22MM	30MM
GMC	K2500	2000	3886	Open Bulge	Ch	14MM X 1.50	19MM	21MM
GMC	K3500	2000	3855	External Thread Steel Wheels Use With 3866 Cap	Zi	14MM X 1.50	22MM	30MM
GMC	K3500	2000	3855	External Thread Steel Wheels Use With 3866 Cap	Zi	14MM X 1.50	22MM	30MM
GMC	K3500	2000	3886	Open Bulge	Ch	14MM X 1.50	19MM	21MM
GMC	K3500	2000	3886	Open Bulge	Ch	14MM X 1.50	19MM	21MM
GMC	Safari	2000-2002	3802	Open Standard	Zi	1/2 X 20	13/16"	0.62"
GMC	Safari	2000-2002	3816	Long MAG w/Washer	Ch	1/2 X 20	13/16"	1.67"
GMC	Safari	2000-2002	3824	Open Bulge	Ch	1/2 X 20	3/4"	0.82"
GMC	Safari	2000-2002	3825	Duplex Acorn	Ch	1/2 X 20	7/8"	1.85"
GMC	Safari	2000-2002	3826	Long Duplex MAG w/Washer	Ch	1/2 X 20	7/8"	1.84"
GMC	Safari	2003-2005	3855	External Thread Steel Wheels Use With 3866 Cap	Zi	14MM X 1.50	22MM	30MM
GMC	Safari	2000-2002	3860	Acorn Bulge	Ch	1/2 X 20	13/16"	0.83"
GMC	Safari	2000-2002	3863	Chrome Acorn	Ch	1/2 X 20	13/16"	1.38"
GMC	Safari	2000-2002	6143	Long MAG w/Washer Lock Nut Use With 3816	Ch	1/2 X 20	Locking Nut	1.50"
GMC	Savana 1500	2003-2004	3855	External Thread Steel Wheels Use With 3866 Cap	Zi	14MM X 1.50	22MM	30MM
GMC	Savana 1500	2007-2008	3855	External Thread Steel Wheels Use With 3866 Cap	Zi	14MM X 1.50	22MM	30MM
GMC	Savana 1500	2014	3855	External Thread Steel Wheels Use With 3866 Cap	Zi	14MM X 1.50	22MM	30MM
GMC	Savana 1500	2000-2012	3886	Open Bulge	Ch	14MM X 1.50	19MM	21MM
GMC	Savana 1500	2000-2014	3887	Chrome Acorn Bulge	Ch	14MM X 1.50	22MM	45MM
GMC	Savana 2500	2000-2017	3855	External Thread Steel Wheels Use With 3866 Cap	Zi	14MM X 1.50	22MM	30MM
GMC	Savana 2500	2020-2023	3855	External Thread Steel Wheels Use With 3866 Cap	Zi	14MM X 1.50	22MM	30MM
GMC	Savana 2500	2000-2012	3886	Open Bulge	Ch	14MM X 1.50	19MM	21MM
GMC	Savana 3500	2000-2002	3846	External Thread Solid Steel - Use 3865/7 Cap	Zi	12MM X 1.50	19MM	28MM
GMC	Savana 3500	2000	3855	External Thread Steel Wheels Use With 3866 Cap	Zi	14MM X 1.50	22MM	30MM

MAKE	MODEL	YEAR	PART #	STYLE	FINISH	THREAD	HEX	LENGTH
GMC	Savana 3500	2000-2001	3855	External Thread Steel Wheels Use With 3866 Cap	Zi	14MM X 1.50	22MM	30MM
GMC	Savana 3500	2001-2002	3855	External Thread Steel Wheels Use With 3866 Cap	Zi	14MM X 1.50	22MM	30MM
GMC	Savana 3500	2002-2017	3855	External Thread Steel Wheels Use With 3866 Cap	Zi	14MM X 1.50	22MM	30MM
GMC	Savana 3500	2020-2023	3855	External Thread Steel Wheels Use With 3866 Cap	Zi	14MM X 1.50	22MM	30MM
GMC	Savana 3500	2000-2012	3886	Open Bulge	Ch	14MM X 1.50	19MM	21MM
GMC	Savana 3500	2020-2021	6111	Chrome MAG	Ch	14MM X 1.50	22MM	24MM
GMC	Savana 3500	2003-2018	6149	External Thread Flanged Flat	Blk	14MM X 1.50	22MM	34MM
GMC	Savana 3500	2020-2023	6149	External Thread Flanged Flat	Blk	14MM X 1.50	22MM	34MM
GMC	Savana 4500	2020-2022	3855	External Thread Steel Wheels Use With 3866 Cap	Zi	14MM X 1.50	22MM	30MM
GMC	Savana 4500	2020	6111	Chrome MAG	Ch	14MM X 1.50	22MM	24MM
GMC	Savana 4500	2009-2018	6149	External Thread Flanged Flat	Blk	14MM X 1.50	22MM	34MM
GMC	Savana 4500	2020-2022	6149	External Thread Flanged Flat	Blk	14MM X 1.50	22MM	34MM
GMC	Sierra (Mexico)	2020-2022	3855	External Thread Steel Wheels Use With 3866 Cap	Zi	14MM X 1.50	22MM	30MM
GMC	Sierra (Mexico)	2020-2022	3887	Chrome Acorn Bulge	Ch	14MM X 1.50	22MM	45MM
GMC	Sierra 1500 Limited	2022	3855	External Thread Steel Wheels Use With 3866 Cap	Zi	14MM X 1.50	22MM	30MM
GMC	Sierra 1500 Limited	2022	3887	Chrome Acorn Bulge	Ch	14MM X 1.50	22MM	45MM
GMC	Sierra 1500	2000-2017	3855	External Thread Steel Wheels Use With 3866 Cap	Zi	14MM X 1.50	22MM	30MM
GMC	Sierra 1500	2020-2021	3855	External Thread Steel Wheels Use With 3866 Cap	Zi	14MM X 1.50	22MM	30MM
GMC	Sierra 1500	2023	3855	External Thread Steel Wheels Use With 3866 Cap	Zi	14MM X 1.50	22MM	30MM
GMC	Sierra 1500	2000-2012	3886	Open Bulge	ch	14MM X 1.50	19MM	21MM
GMC	Sierra 1500	2000	3887	Chrome Acorn Bulge	Ch	14MM X 1.50	22MM	45MM
GMC	Sierra 1500	2000-2001	3887	Chrome Acorn Bulge	Ch	14MM X 1.50	22MM	45MM
GMC	Sierra 1500	2001-2002	3887	Chrome Acorn Bulge	Ch	14MM X 1.50	22MM	45MM
GMC	Sierra 1500	2002-2003	3887	Chrome Acorn Bulge	Ch	14MM X 1.50	22MM	45MM
GMC	Sierra 1500	2003-2004	3887	Chrome Acorn Bulge	Ch	14MM X 1.50	22MM	45MM
GMC	Sierra 1500	2004-2005	3887	Chrome Acorn Bulge	Ch	14MM X 1.50	22MM	45MM
GMC	Sierra 1500	2005-2006	3887	Chrome Acorn Bulge	Ch	14MM X 1.50	22MM	45MM
GMC	Sierra 1500	2006-2007	3887	Chrome Acorn Bulge	Ch	14MM X 1.50	22MM	45MM
GMC	Sierra 1500	2007-2008	3887	Chrome Acorn Bulge	Ch	14MM X 1.50	22MM	45MM
GMC	Sierra 1500	2008-2009	3887	Chrome Acorn Bulge	Ch	14MM X 1.50	22MM	45MM
GMC	Sierra 1500	2009-2010	3887	Chrome Acorn Bulge	Ch	14MM X 1.50	22MM	45MM
GMC	Sierra 1500	2010-2011	3887	Chrome Acorn Bulge	Ch	14MM X 1.50	22MM	45MM
GMC	Sierra 1500	2011-2012	3887	Chrome Acorn Bulge	Ch	14MM X 1.50	22MM	45MM
GMC	Sierra 1500	2012-2013	3887	Chrome Acorn Bulge	Ch	14MM X 1.50	22MM	45MM
GMC	Sierra 1500	2013-2014	3887	Chrome Acorn Bulge	Ch	14MM X 1.50	22MM	45MM
GMC	Sierra 1500	2014-2015	3887	Chrome Acorn Bulge	Ch	14MM X 1.50	22MM	45MM
GMC	Sierra 1500	2015-2017	3887	Chrome Acorn Bulge	Ch	14MM X 1.50	22MM	45MM
GMC	Sierra 1500	2020-2021	3887	Chrome Acorn Bulge	Ch	14MM X 1.50	22MM	45MM
GMC	Sierra 1500	2023	3887	Chrome Acorn Bulge	Ch	14MM X 1.50	22MM	45MM
GMC	Sierra 1500	2001	6149	External Thread Flanged Flat	Blk	14MM X 1.50	22MM	34MM
GMC	Sierra 2500 HD	2001-2015	3843	Open Bulge Alum Wheels	Zi	14MM X 1.50	22MM	21MM
GMC	Sierra 2500 HD	2001-2017	3855	External Thread Steel Wheels Use With 3866 Cap	Zi	14MM X 1.50	22MM	30MM
GMC	Sierra 2500 HD	2020-2023	3855	External Thread Steel Wheels Use With 3866 Cap	Zi	14MM X 1.50	22MM	30MM
GMC	Sierra 2500 HD	2001	3872	Long Hex, Short MAG w/Washer	Ch	12MM X 1.50	21MM	48MM
GMC	Sierra 2500 HD	2001-2002	3872	Long Hex, Short MAG w/Washer	Ch	12MM X 1.50	21MM	48MM
GMC	Sierra 2500 HD	2002-2003	3872	Long Hex, Short MAG w/Washer	Ch	12MM X 1.50	21MM	48MM
GMC	Sierra 2500 HD	2003-2004	3872	Long Hex, Short MAG w/Washer	Ch	12MM X 1.50	21MM	48MM
GMC	Sierra 2500 HD	2004-2005	3872	Long Hex, Short MAG w/Washer	Ch	12MM X 1.50	21MM	48MM
GMC	Sierra 2500 HD	2005-2006	3872	Long Hex, Short MAG w/Washer	Ch	12MM X 1.50	21MM	48MM
GMC	Sierra 2500 HD	2006-2012	3872	Long Hex, Short MAG w/Washer	Ch	12MM X 1.50	21MM	48MM
GMC	Sierra 2500 HD	2001-2015	3886	Open Bulge	Ch	14MM X 1.50	19MM	21MM
GMC	Sierra 2500 HD	2001-2015	3887	Chrome Acorn Bulge	Ch	14MM X 1.50	22MM	45MM
GMC	Sierra 2500 HD	2020-2023	3887	Chrome Acorn Bulge	Ch	14MM X 1.50	22MM	45MM
GMC	Sierra 3500 HD	2008-2017	3855	External Thread Steel Wheels Use With 3866 Cap	Zi	14MM X 1.50	22MM	30MM
GMC	Sierra 3500 HD	2020-2022	3855	External Thread Steel Wheels Use With 3866 Cap	Zi	14MM X 1.50	22MM	30MM
GMC	Sierra 3500 HD	2007-2012	3872	Long Hex, Short MAG w/Washer	Ch	12MM X 1.50	21MM	48MM
GMC	Sierra 3500 HD	2007-2012	3886	Open Bulge	Ch	14MM X 1.50	19MM	21MM
GMC	Sierra 3500 HD	2007-2015	3887	Chrome Acorn Bulge	Ch	14MM X 1.50	22MM	45MM
GMC	Sierra 3500 HD	2020-2022	3887	Chrome Acorn Bulge	Ch	14MM X 1.50	22MM	45MM
GMC	Sierra 3500 HD	2020-2021	6111	Chrome MAG	Ch	14MM X 1.50	22MM	24MM
GMC	Sierra 3500 HD	2007-2019	6149	External Thread Flanged Flat	Blk	14MM X 1.50	22MM	34MM
GMC	Sierra 3500 HD	2021-2022	6149	External Thread Flanged Flat	Blk	14MM X 1.50	22MM	34MM
GMC	Sierra 3500	2001-2002	3855	External Thread Steel Wheels Use With 3866 Cap	Zi	14MM X 1.50	22MM	30MM
GMC	Sierra 3500	2002-2003	3855	External Thread Steel Wheels Use With 3866 Cap	Zi	14MM X 1.50	22MM	30MM
GMC	Sierra 3500	2003-2004	3855	External Thread Steel Wheels Use With 3866 Cap	Zi	14MM X 1.50	22MM	30MM
GMC	Sierra 3500	2004-2005	3855	External Thread Steel Wheels Use With 3866 Cap	Zi	14MM X 1.50	22MM	30MM
GMC	Sierra 3500	2005-2006	3855	External Thread Steel Wheels Use With 3866 Cap	Zi	14MM X 1.50	22MM	30MM
GMC	Sierra 3500	2006	3855	External Thread Steel Wheels Use With 3866 Cap	Zi	14MM X 1.50	22MM	30MM

GMC - HONDA

MAKE	MODEL	YEAR	PART #	STYLE	FINISH	THREAD	HEX	LENGTH
GMC	Sierra 3500	2001-2006	3872	Long Hex, Short MAG w/Washer	Ch	12MM X 1.50	21MM	48MM
GMC	Sierra 3500	2003-2006	3886	Open Bulge	Ch	14MM X 1.50	19MM	21MM
GMC	Sierra 3500	2001-2006	3887	Chrome Acorn Bulge	Ch	14MM X 1.50	22MM	45MM
GMC	Sierra 3500	2003-2006	6149	External Thread Flanged Flat	Blk	14MM X 1.50	22MM	34MM
GMC	Sierra Denali	2008-2013	3843	Open Bulge Alum Wheels	Zi	14MM X 1.50	22MM	21MM
GMC	Sierra Denali	2008-2013	3855	External Thread Steel Wheels Use With 3866 Cap	Zi	14MM X 1.50	22MM	30MM
GMC	Sonoma	2000-2002	3804	Open Standard	Zi	12MM X 1.50	19MM	16MM
GMC	Sonoma	2000-2004	3846	External Thread Solid Steel - Use 3865/7 Cap	Zi	12MM X 1.50	19MM	28MM
GMC	Sonoma	2003-2004	3855	External Thread Steel Wheels Use With 3866 Cap	Zi	14MM X 1.50	22MM	30MM
GMC	Sonoma	2003-2004	3887	Chrome Acorn Bulge	Ch	14MM X 1.50	22MM	45MM
GMC	Terrain	2020	3805	Chrome Acorn	Ch	12MM X 1.50	19MM	35MM
GMC	Terrain	2010-2014	3843	Open Bulge Alum Wheels	Zi	14MM X 1.50	22MM	21MM
GMC	Terrain	2018-2019	3845	Chrome Dome Top	Ch	12MM X 1.50	19MM	37MM
GMC	Terrain	2010-2014	3855	External Thread Steel Wheels Use With 3866 Cap	Zi	14MM X 1.50	22MM	30MM
GMC	Terrain	2010-2012	3872	Long Hex, Short MAG w/Washer	Ch	12MM X 1.50	21MM	48MM
GMC	Terrain	2010-2012	3886	Open Bulge	Ch	14MM X 1.50	19MM	21MM
GMC	Terrain	2013-2014	3887	Chrome Acorn Bulge	Ch	14MM X 1.50	22MM	45MM
GMC	Terrain	2021-2022	6137	Chrome Acorn Bulge	Ch	12MM X 1.50	19MM	38MM
GMC	Yukon Denali	2001-2013	3843	Open Bulge Alum Wheels	Zi	14MM X 1.50	22MM	21MM
GMC	Yukon Denali	2001-2013	3855	External Thread Steel Wheels Use With 3866 Cap	Zi	14MM X 1.50	22MM	30MM
GMC	Yukon XL 1500	2000-2014	3850	Dome Top Acorn	Ch	12MM X 1.25	21MM	29MM
GMC	Yukon XL 1500	2000-2014	3855	External Thread Steel Wheels Use With 3866 Cap	Zi	14MM X 1.50	22MM	30MM
GMC	Yukon XL 1500	2000-2014	3856	Flat Flange	Blk	14MM X 2.0	21MM	26MM
GMC	Yukon XL 1500	2000-2012	3859	Wheel Cover Retainer	Zi	1/2 X 20	3/4"	1.25"
GMC	Yukon XL 2500	2000-2012	3843	Open Bulge Alum Wheels	Zi	14MM X 1.50	22MM	21MM
GMC	Yukon XL 2500	2001-2013	3855	External Thread Steel Wheels Use With 3866 Cap	Zi	14MM X 1.50	22MM	30MM
GMC	Yukon XL 2500	2001-2013	3860	Acorn Bulge	Ch	1/2 X 20	13/16"	0.83"
GMC	Yukon XL 2500	2001-2013	3887	Chrome Acorn Bulge	Ch	14MM X 1.50	22MM	45MM
GMC	Yukon XL	2020-2022	3887	Chrome Acorn Bulge	Ch	14MM X 1.50	22MM	45MM
GMC	Yukon	2000-2001	3843	Open Bulge Alum Wheels	Zi	14MM X 1.50	22MM	21MM
GMC	Yukon	2004-2012	3843	Open Bulge Alum Wheels	Zi	14MM X 1.50	22MM	21MM
GMC	Yukon	2000-2014	3852	Dome Top Bulge	Ch	1/2 X 20	3/4"	1.57"
GMC	Yukon	2020-2022	3887	Chrome Acorn Bulge	Ch	14MM X 1.50	22MM	45MM
Honda	Accord EX	2012	3892	Modified Acorn	Ch	12MM X 1.50	21MM	29MM
Honda	Accord EX	2008-2011	3892	Modified Acorn	Ch	12MM X 1.50	21MM	29MM
Honda	Accord EX-L	2008-2012	3892	Modified Acorn	Ch	12MM X 1.50	21MM	29MM
Honda	Accord Hybrid	2005-2007	3845	Chrome Dome Top	Ch	12MM X 1.50	19MM	37MM
Honda	Accord	2006-2012	3844	Open Bulge	Zi	12MM X 1.50	19MM	23MM
Honda	Accord	2000-2002	3875	Acorn Bulge	Ch	12MM X 1.50	19MM	24MM
Honda	Accord	2011-2018	3875	Acorn Bulge	Ch	12MM X 1.50	19MM	24MM
Honda	Accord	2020-2022	3875	Acorn Bulge	Ch	12MM X 1.50	19MM	24MM
Honda	Accord	2000-2002	3878	Open Bulge	Ch	12MM X 1.50	19MM	19MM
Honda	Accord	2011-2018	3878	Open Bulge	Ch	12MM X 1.50	19MM	19MM
Honda	Accord	2000-2007	3879	Acorn Bulge	Ch	12MM X 1.50	19MM	30MM
Honda	Accord	2013-2017	3879	Acorn Bulge	Ch	12MM X 1.50	19MM	30MM
Honda	Accord	2007-2012	6117	Dome Top Bulge Retainer	Ch	12MM X 1.50	19MM	35MM
Honda	Accord	2000-2007	6140	Chrome MAG	Ch	12MM X 1.50	21MM	36MM
Honda	Accord	2007-2008	6140	Chrome MAG	Ch	12MM X 1.50	21MM	36MM
Honda	Accord	2008-2009	6140	Chrome MAG	Ch	12MM X 1.50	21MM	36MM
Honda	Accord	2009-2010	6140	Chrome MAG	Ch	12MM X 1.50	21MM	36MM
Honda	Accord	2010-2011	6140	Chrome MAG	Ch	12MM X 1.50	21MM	36MM
Honda	Accord	2011-2012	6140	Chrome MAG	Ch	12MM X 1.50	21MM	36MM
Honda	Accord	2012-2014	6140	Chrome MAG	Ch	12MM X 1.50	21MM	36MM
Honda	Accord	2007-2012	6146	Short MAG w/Washer	Ch	12MM X 1.50	21MM	42MM
Honda	City (Mexico)	2020-2022	3875	Acorn Bulge	Ch	12MM X 1.50	19MM	24MM
Honda	Civic	2006-2012	3844	Open Bulge	Zi	12MM X 1.50	19MM	23MM
Honda	Civic	2000-2011	3875	Acorn Bulge	Ch	12MM X 1.50	19MM	24MM
Honda	Civic	2013-2018	3875	Acorn Bulge	Ch	12MM X 1.50	19MM	24MM
Honda	Civic	2020	3875	Acorn Bulge	Ch	12MM X 1.50	19MM	24MM
Honda	Civic	2020	3875	Acorn Bulge	Ch	12MM X 1.50	19MM	24MM
Honda	Civic	2020	3875	Acorn Bulge	Ch	12MM X 1.50	19MM	24MM
Honda	Civic	2020	3875	Acorn Bulge	Ch	12MM X 1.50	19MM	24MM
Honda	Civic	2020	3875	Acorn Bulge	Ch	12MM X 1.50	19MM	24MM
Honda	Civic	2020	3875	Acorn Bulge	Ch	12MM X 1.50	19MM	24MM
Honda	Civic	2020	3875	Acorn Bulge	Ch	12MM X 1.50	19MM	24MM
Honda	Civic	2020-2021	3875	Acorn Bulge	Ch	12MM X 1.50	19MM	24MM
Honda	Civic	2021	3875	Acorn Bulge	Ch	12MM X 1.50	19MM	24MM
Honda	Civic	2021-2022	3875	Acorn Bulge	Ch	12MM X 1.50	19MM	24MM

HONDA - HUMMER - HYUNDAI

MAKE	MODEL	YEAR	PART #	STYLE	FINISH	THREAD	HEX	LENGTH
Honda	Odyssey	2007-2010	6125	Acorn Bulge	Ch	14MM X 1.50	22MM	34MM
Honda	Odyssey	2005-2006	6129	Chrome MAG Short	Ch	14MM X 1.50	22MM	35MM
Honda	Passport	2000-2002	3805	Chrome Acorn	Ch	12MM X 1.50	19MM	35MM
Honda	Passport	2020-2023	3891	Acorn Bulge	Ch	14MM X 1.50	22MM	28MM
Honda	Pilot	2006	3844	Open Bulge	Zi	12MM X 1.50	19MM	23MM
Honda	Pilot	2003-2008	3879	Acorn Bulge	Ch	12MM X 1.50	19MM	30MM
Honda	Pilot	2011-2018	3891	Acorn Bulge	Ch	14MM X 1.50	22MM	28MM
Honda	Pilot	2020-2022	3891	Acorn Bulge	Ch	14MM X 1.50	22MM	28MM
Honda	Pilot	2003-2006	6117	Dome Top Bulge Retainer	Ch	12MM X 1.50	19MM	35MM
Honda	Pilot	2009-2010	6125	Acorn Bulge	Ch	14MM X 1.50	22MM	34MM
Honda	Prelude	2000-2001	3879	Acorn Bulge	Ch	12MM X 1.50	19MM	30MM
Honda	Prelude	2000-2001	6117	Dome Top Bulge Retainer	Ch	12MM X 1.50	19MM	35MM
Honda	Ridgeline	2006-2013	3812	Open Standard	Zi	14MM X 1.50	22MM	15MM
Honda	Ridgeline	2006-2008	3833	Acorn Bulge	Ch	14MM X 1.50	21MM	35MM
Honda	Ridgeline	2006-2008	3886	Open Bulge	Ch	14MM X 1.50	19MM	21MM
Honda	Ridgeline	2012-2014	3891	Acorn Bulge	Ch	14MM X 1.50	22MM	28MM
Honda	Ridgeline	2017-2018	3891	Acorn Bulge	Ch	14MM X 1.50	22MM	28MM
Honda	Ridgeline	2020-2022	3891	Acorn Bulge	Ch	14MM X 1.50	22MM	28MM
Honda	Ridgeline	2009-2010	6125	Acorn Bulge	Ch	14MM X 1.50	22MM	34MM
Honda	Ridgeline	2006-2008	6129	Chrome MAG Short	Ch	14MM X 1.50	22MM	35MM
Honda	Ridgeline	2006-2008	6140	Chrome MAG	Ch	12MM X 1.50	21MM	36MM
Honda	Ridgeline	2006-2008	6146	Short MAG w/Washer	Ch	12MM X 1.50	21MM	42MM
Honda	S2000	2006-2009	3844	Open Bulge	Zi	12MM X 1.50	19MM	23MM
Honda	S2000	2000-2009	3875	Acorn Bulge	Ch	12MM X 1.50	19MM	24MM
Honda	S2000	2000-2009	3878	Open Bulge	Ch	12MM X 1.50	19MM	19MM
Honda	S2000	2007-2009	6117	Dome Top Bulge Retainer	Ch	12MM X 1.50	19MM	35MM
Honda	S2000	2007-2009	6140	Chrome MAG	Ch	12MM X 1.50	21MM	36MM
Honda	S2000	2007-2009	6146	Short MAG w/Washer	Ch	12MM X 1.50	21MM	42MM
Hummer	H2	2005-2008	3806	Acorn Bulge	Ch	14MM X 1.50	19MM	35MM
Hummer	H2	2006-2008	3833	Acorn Bulge	Ch	14MM X 1.50	21MM	35MM
Hummer	H2	2005-2008	3843	Open Bulge Alum Wheels	Zi	14MM X 1.50	22MM	21MM
Hummer	H2	2006-2008	3885	Short MAG w/Washer	Ch	12MM X 1.25	21MM	38MM
Hummer	H2	2003-2008	3886	Open Bulge	Ch	14MM X 1.50	19MM	21MM
Hummer	H3	2006-2010	3806	Acorn Bulge	Ch	14MM X 1.50	19MM	35MM
Hummer	H3	2006-2010	3844	Open Bulge	Zi	12MM X 1.50	19MM	23MM
Hummer	H3	2009-2010	3846	External Thread Solid Steel - Use 3865/7 Cap	Zi	12MM X 1.50	19MM	28MM
Hummer	H3	2007-2010	3872	Long Hex, Short MAG w/Washer	Ch	12MM X 1.50	21MM	48MM
Hummer	H3	2006-2008	3885	Short MAG w/Washer	Ch	12MM X 1.25	21MM	38MM
Hummer	H3	2007-2010	6117	Dome Top Bulge Retainer	Ch	12MM X 1.50	19MM	35MM
Hummer	H3T	2009-2010	3844	Open Bulge	Zi	12MM X 1.50	19MM	23MM
Hummer	H3T	2009-2010	3872	Long Hex, Short MAG w/Washer	Ch	12MM X 1.50	21MM	48MM
Hummer	H3T	2009-2010	6117	Dome Top Bulge Retainer	Ch	12MM X 1.50	19MM	35MM
Hyundai	Accent GLS	2007-2010	3892	Modified Acorn	Ch	12MM X 1.50	21MM	29MM
Hyundai	Accent GLS	2012	3892	Modified Acorn	Ch	12MM X 1.50	21MM	29MM
Hyundai	Accent GS	2007-2010	3892	Modified Acorn	Ch	12MM X 1.50	21MM	29MM
Hyundai	Accent GS	2012	3892	Modified Acorn	Ch	12MM X 1.50	21MM	29MM
Hyundai	Accent	2000-2010	3804	Open Standard	Zi	12MM X 1.50	19MM	16MM
Hyundai	Accent	2000-2010	3828	Chrome Acorn	Ch	12MM X 1.50	21MM	35MM
Hyundai	Accent	2006-2010	3844	Open Bulge	Zi	12MM X 1.50	19MM	23MM
Hyundai	Accent	2012	3844	Open Bulge	Zi	12MM X 1.50	19MM	23MM
Hyundai	Accent	2000-2018	3869	Chrome Acorn	Ch	12MM X 1.50	21MM	26MM
Hyundai	Accent	2007-2010	3872	Long Hex, Short MAG w/Washer	Ch	12MM X 1.50	21MM	48MM
Hyundai	Accent	2012	3872	Long Hex, Short MAG w/Washer	Ch	12MM X 1.50	21MM	48MM
Hyundai	Accent	2017	3877	Chrome Acorn Nut	Ch	12mm x 1.50	21MM	35MM
Hyundai	Accent	2000-2005	6104	Acorn Bulge w/Retainer	Ch	12MM X 1.50	21MM	33MM
Hyundai	Accent	2007-2012	6117	Dome Top Bulge Retainer	Ch	12MM X 1.50	19MM	35MM
Hyundai	Azera	2006-2013	3828	Chrome Acorn	Ch	12MM X 1.50	21MM	35MM
Hyundai	Azera	2006-2012	3838	Open Bulge	Ch	12MM X 1.50	19MM	21MM
Hyundai	Azera	2006-2013	3848	Open Bulge	Zi	12MM X 1.50	21MM	16MM
Hyundai	Azera	2011-2017	3869	Chrome Acor	Ch	12MM X 1.50	21MM	26MM
Hyundai	Azera	2007-2012	3892	Modified Acorn	Ch	12MM X 1.50	21MM	29MM
Hyundai	Azera	2007-2012	6117	Dome Top Bulge Retainer	Ch	12MM X 1.50	19MM	35MM
Hyundai	Azera	2007-2012	6140	Chrome MAG	Ch	12MM X 1.50	21MM	36MM
Hyundai	Azera	2007-2012	6146	Short MAG w/Washer	Ch	12MM X 1.50	21MM	42MM
Hyundai	Creta (Mexico)	2017	3877	Chrome Acorn Nut	Ch	12mm x 1.50	21MM	35MM
Hyundai	Elantra Coupe	2013-2014	3869	Chrome Acorn	Ch	12MM X 1.50	21MM	26MM
Hyundai	Elantra GLS	2007-2010	3892	Modified Acorn	Ch	12MM X 1.50	21MM	29MM

MAKE	MODEL	YEAR	PART #	STYLE	FINISH	THREAD	HEX	LENGTH
Hyundai	Elantra GT	2017	3877	Chrome Acorn Nut	Ch	12mm x 1.50	21MM	35MM
Hyundai	Elantra Ltd	2007-2010	3892	Modified Acorn	Ch	12MM X 1.50	21MM	29MM
Hyundai	Elantra	2000-2006	3828	Chrome Acorn	Ch	12MM X 1.50	21MM	35MM
Hyundai	Elantra	2006-2011	3828	Chrome Acorn	Ch	12MM X 1.50	21MM	35MM
Hyundai	Elantra	2011-2012	3828	Chrome Acorn	Ch	12MM X 1.50	21MM	35MM
Hyundai	Elantra	2012-2013	3828	Chrome Acorn	Ch	12MM X 1.50	21MM	35MM
Hyundai	Elantra	2013-2017	3828	Chrome Acorn	Ch	12MM X 1.50	21MM	35MM
Hyundai	Elantra	2006-2012	3844	Open Bulge	Zi	12MM X 1.50	19MM	23MM
Hyundai	Elantra	2000-2006	3848	Open Bulge	Zi	12MM X 1.50	21MM	16MM
Hyundai	Elantra	2011-2013	3848	Open Bulge	Zi	12MM X 1.50	21MM	16MM
Hyundai	Elantra	2006-2018	3869	Chrome Acorn	Ch	12MM X 1.50	21MM	26MM
Hyundai	Elantra	2007-2012	3872	Long Hex, Short MAG w/Washer	Ch	12MM X 1.50	21MM	48MM
Hyundai	E lantra	2017	3877	Chrome Acorn Nut	Ch	12mm x 1.50	21MM	35MM
Hyundai	Elantra	2000-2005	6104	Acorn Bulge w/Retainer	Ch	12MM X 1.50	21MM	33MM
Hyundai	Elantra	2007-2012	6117	Dome Top Bulge Retainer	Ch	12MM X 1.50	19MM	35MM
Hyundai	Entourage	2007-2009	3828	Chrome Acorn	Ch	12MM X 1.50	21MM	35MM
Hyundai	Entourage	2007-2008	3838	Open Bulge	Ch	12MM X 1.50	19MM	21MM
Hyundai	Entourage	2007-2009	3869	Chrome Acorn	Ch	12MM X 1.50	21MM	26MM
Hyundai	Entourage	2007-2008	3892	Modified Acorn	Ch	12MM X 1.50	21MM	29MM
Hyundai	Entourage	2007-2008	6117	Dome Top Bulge Retainer	Ch	12MM X 1.50	19MM	35MM
Hyundai	Equus	2011-2013	3828	Chrome Acorn	Ch	12MM X 1.50	21MM	35MM
Hyundai	Equus	2011-2012	3838	Open Bulge	Ch	12MM X 1.50	19MM	21MM
Hyundai	Equus	2011-2012	3892	Modified Acorn	Ch	12MM X 1.50	21MM	29MM
Hyundai	Equus	2011-2012	6117	Dome Top Bulge Retainer	Ch	12MM X 1.50	19MM	35MM
Hyundai	Equus	2011-2012	6146	Short MAG w/Washer	Ch	12MM X 1.50	21MM	42MM
Hyundai	Genesis Coupe	2010-2012	3838	Open Bulge	Ch	12MM X 1.50	19MM	21MM
Hyundai	Genesis Coupe	2010-2016	3869	Chrome Acorn	Ch	12MM X 1.50	21MM	26MM
Hyundai	Genesis Coupe	2010-2012	3892	Modified Acorn	Ch	12MM X 1.50	21MM	29MM
Hyundai	Genesis Coupe	2010-2012	6117	Dome Top Bulge Retainer	Ch	12MM X 1.50	19MM	35MM
Hyundai	Genesis Coupe	2010-2011	6140	Chrome MAG	Ch	12MM X 1.50	21MM	36MM
Hyundai	Genesis Coupe	2010-2011	6146	Short MAG w/Washer	Ch	12MM X 1.50	21MM	42MM
Hyundai	Genesis	2010-2014	3828	Chrome Acorn	Ch	12MM X 1.50	21MM	35MM
Hyundai	Genesis	2009-2012	3838	Open Bulge	Ch	12MM X 1.50	19MM	21MM
Hyundai	Genesis	2009-2014	3848	Open Bulge	Zi	12MM X 1.50	21MM	16MM
Hyundai	Genesis	2013-2014	3869	Chrome Acorn	Ch	12MM X 1.50	21MM	26MM
Hyundai	Genesis	2009-2012	3872	Long Hex, Short MAG w/Washer	Ch	12MM X 1.50	21MM	48MM
Hyundai	Genesis	2009	3892	Modified Acorn	Ch	12MM X 1.50	21MM	29MM
Hyundai	Genesis	2009-2010	3892	Modified Acorn	Ch	12MM X 1.50	21MM	29MM
Hyundai	Genesis	2010-2011	3892	Modified Acorn	Ch	12MM X 1.50	21MM	29MM
Hyundai	Genesis	2011-2012	3892	Modified Acorn	Ch	12MM X 1.50	21MM	29MM
Hyundai	Genesis	2012	3892	Modified Acorn	Ch	12MM X 1.50	21MM	29MM
Hyundai	Genesis	2012	3892	Modified Acorn	Ch	12MM X 1.50	21MM	29MM
Hyundai	Genesis	2009-2012	6117	Dome Top Bulge Retainer	Ch	12MM X 1.50	19MM	35MM
Hyundai	Ioniq	2018-2019	3869	Chrome Acorn	Ch	12MM X 1.50	21MM	26MM
Hyundai	Ioniq	2017	3877	Chrome Acorn Nut	Ch	12mm x 1.50	21MM	35MM
Hyundai	Kona	2018	3869	Chrome Acorn	Ch	12MM X 1.50	21MM	26MM
Hyundai	Santa Fe GLS	2007-2012	3892	Modified Acorn	Ch	12MM X 1.50	21MM	29MM
Hyundai	Santa Fe Ltd	2007-2012	3892	Modified Acorn	Ch	12MM X 1.50	21MM	29MM
Hyundai	Santa Fe SE	2007-2012	3892	Modified Acorn	Ch	12MM X 1.50	21MM	29MM
Hyundai	Santa Fe XL	2014-2018	3869	Chrome Acorn	Ch	12MM X 1.50	21MM	26MM
Hyundai	Santa Fe	2001-2013	3828	Chrome Acorn	Ch	12MM X 1.50	21MM	35MM
Hyundai	Santa Fe	2008-2012	3838	Open Bulge	Ch	12MM X 1.50	19MM	21MM
Hyundai	Santa Fe	2001-2005	3869	Chrome Acorn	Ch	12MM X 1.50	21MM	26MM
Hyundai	Santa Fe	2014-2018	3869	Chrome Acorn	Ch	12MM X 1.50	21MM	26MM
Hyundai	Santa Fe	2007-2011	3872	Long Hex, Short MAG w/Washer	Ch	12MM X 1.50	21MM	48MM
Hyundai	Sonata GLS	2007-2012	3892	Modified Acorn	Ch	12MM X 1.50	21MM	29MM
Hyundai	Sonata Hybrid	2011-2012	3892	Modified Acorn	Ch	12MM X 1.50	21MM	29MM
Hyundai	Sonata Ltd	2007-2012	3892	Modified Acorn	Ch	12MM X 1.50	21MM	29MM
Hyundai	Sonata SE	2007-2012	3892	Modified Acorn	Ch	12MM X 1.50	21MM	29MM
Hyundai	Sonata	2000-2013	3828	Chrome Acorn	Ch	12MM X 1.50	21MM	35MM
Hyundai	Sonata	2006-2012	3838	Open Bulge	Ch	12MM X 1.50	19MM	21MM
Hyundai	Sonata	2000-2005	3848	Open Bulge	Zi	12MM X 1.50	21MM	16MM
Hyundai	Sonata	2000-2018	3869	Chrome Acorn	Ch	12MM X 1.50	21MM	26MM
Hyundai	Sonata	2008-2010	3872	Long Hex, Short MAG w/Washer	Ch	12MM X 1.50	21MM	48MM
Hyundai	Sonata	2007-2012	6117	Dome Top Bulge Retainer	Ch	12MM X 1.50	19MM	35MM

HYUNDAI - INFINITI

MAKE	MODEL	YEAR	PART #	STYLE	FINISH	THREAD	HEX	LENGTH
Hyundai	Tiburon	2000-2001	3828	Chrome Acorn	Ch	12MM X 1.50	21MM	35MM
Hyundai	Tiburon	2003-2008	3828	Chrome Acorn	Ch	12MM X 1.50	21MM	35MM
Hyundai	Tiburon	2006-2008	3838	Open Bulge	Ch	12MM X 1.50	19MM	21MM
Hyundai	Tiburon	2000-2001	3848	Open Bulge	Zi	12MM X 1.50	21MM	16MM
Hyundai	Tiburon	2003-2004	3848	Open Bulge	Zi	12MM X 1.50	21MM	16MM
Hyundai	Tiburon	2000-2001	3869	Chrome Acorn	Ch	12MM X 1.50	21MM	26MM
Hyundai	Tiburon	2003-2004	3869	Chrome Acorn	Ch	12MM X 1.50	21MM	26MM
Hyundai	Tiburon	2008	3869	Chrome Acorn	Ch	12MM X 1.50	21MM	26MM
Hyundai	Tiburon	2008	3872	Long Hex, Short MAG w/Washer	Ch	12MM X 1.50	21MM	48MM
Hyundai	Tiburon	2008	3892	Modified Acorn	Ch	12MM X 1.50	21MM	29MM
Hyundai	Tiburon	2008	6117	Dome Top Bulge Retainer	Ch	12MM X 1.50	19MM	35MM
Hyundai	Tiburon	2000-2001	6140	Chrome MAG	Ch	12MM X 1.50	21MM	36MM
Hyundai	Tiburon	2003	6140	Chrome MAG	Ch	12MM X 1.50	21MM	36MM
Hyundai	Tiburon	2000-2001	6146	Short MAG w/Washer	Ch	12MM X 1.50	21MM	42MM
Hyundai	Tiburon	2003	6146	Short MAG w/Washer	Ch	12MM X 1.50	21MM	42MM
Hyundai	Tucson	2005-2013	3828	Chrome Acorn	Ch	12MM X 1.50	21MM	35MM
Hyundai	Tucson	2006-2012	3838	Open Bulge	Ch	12MM X 1.50	19MM	21MM
Hyundai	Tucson	2011-2018	3869	Chrome Acorn	Ch	12MM X 1.50	21MM	26MM
Hyundai	Tucson	2005-2011	3872	Long Hex, Short MAG w/Washer	Ch	12MM X 1.50	21MM	48MM
Hyundai	Tucson	2007-2012	6117	Dome Top Bulge Retainer	Ch	12MM X 1.50	19MM	35MM
Hyundai	Veloster	2012-2017	3869	Chrome Acorn	Ch	12MM X 1.50	21MM	26MM
Hyundai	Veloster	2012	6117	Dome Top Bulge Retainer	Ch	12MM X 1.50	19MM	35MM
Hyundai	Veracruz GLS	2008-2010	3892	Modified Acorn	Ch	12MM X 1.50	21MM	29MM
Hyundai	Veracruz GLS	2012	3892	Modified Acorn	Ch	12MM X 1.50	21MM	29MM
Hyundai	Veracruz Ltd	2008-2010	3892	Modified Acorn	Ch	12MM X 1.50	21MM	29MM
Hyundai	Veracruz Ltd	2012	3892	Modified Acorn	Ch	12MM X 1.50	21MM	29MM
Hyundai	Veracruz	2009-2012	3838	Open Bulge	Ch	12MM X 1.50	19MM	21MM
Hyundai	Veracruz	2008-2010	3872	Long Hex, Short MAG w/Washer	Ch	12MM X 1.50	21MM	48MM
Hyundai	Veracruz	2012	6117	Dome Top Bulge Retainer	Ch	12MM X 1.50	19MM	35MM
Hyundai	Veracruz	2007	6126	Acorn Bulge	Ch	12MM X 1.50	21MM	33MM
Hyundai	XG300	2001	3828	Chrome Acorn	Ch	12MM X 1.50	21MM	35MM
Hyundai	XG300	2001	3848	Open Bulge	Zi	12MM X 1.50	21MM	16MM
Hyundai	XG350	2002-2005	3828	Chrome Acorn	Ch	12MM X 1.50	21MM	35MM
Hyundai	XG350	2002-2005	3848	Open Bulge	Zi	12MM X 1.50	21MM	16MM
Infiniti	EX35	2008-2012	3813	Dome Top Acorn	Ch	12MM X 1.25	21MM	35MM
Infiniti	EX35	2008-2012	3815	Short MAG w/Washer	Ch	12MM X 1.25	21MM	37MM
Infiniti	EX35	2008-2012	3831	Dome Top Acorn Bulge	Ch	12MM X 1.25	21MM	35MM
Infiniti	EX35	2008-2012	3836	Long MAG w/Abs	Ch	12MM X 1.25	21MM	42MM
Infiniti	EX35	2008-2012	3850	Dome Top Acorn	Ch	12MM X 1.25	21MM	29MM
Infiniti	EX35	2010	3885	Short MAG w/Washer	Ch	12MM X 1.25	21MM	38MM
Infiniti	EX35	2012	3885	Short MAG w/Washer	Ch	12MM X 1.25	21MM	38MM
Infiniti	E X35	2008-2012	3894	Chrome Dome Top	Ch	12MM X 1.25	21MM	36MM
Infiniti	EX35	2008-2012	6109	Cragar Long MAG	Ch	12MM X 1.25	21MM	57MM
Infiniti	EX35	2010	6144	Short Locking MAG w/Washer	Ch	12MM X 1.25	Locking Nut	36MM
Infiniti	EX35	2012	6144	Short Locking MAG w/Washer	Ch	12MM X 1.25	Locking Nut	36MM
Infiniti	E X37	2013	3894	Chrome Dome Top	Ch	12MM X 1.25	21MM	36MM
Infiniti	FX35	2003-2009	3813	Dome Top Acorn	Ch	12MM X 1.25	21MM	35MM
Infiniti	FX35	2012	3813	Dome Top Acorn	Ch	12MM X 1.25	21MM	35MM
Infiniti	FX35	2003-2007	3815	Short MAG w/Washer	Ch	12MM X 1.25	21MM	37MM
Infiniti	FX35	2008-2012	3831	Dome Top Acorn Bulge	Ch	12MM X 1.25	21MM	35MM
Infiniti	FX35	2003-2010	3836	Long MAG w/Abs	Ch	12MM X 1.25	21MM	42MM
Infinti	FX35	2012	3836	Long MAG w/Abs	Ch	12MM X 1.25	21MM	42MM
Infiniti	FX35	2008-2012	3850	Dome Top Acorn	Ch	12MM X 1.25	21MM	29MM
Infiniti	FX35	2009-2012	3894	Chrome Dome Top	Ch	12MM X 1.25	21MM	36MM
Infiniti	FX35	2007-2012	6109	Cragar Long MAG	Ch	12MM X 1.25	21MM	57MM
Infiniti	FX37	2013	3885	Short MAG w/Washer	Ch	12MM X 1.25	21MM	38MM
Infiniti	FX37	2013	3894	Chrome Dome Top	Ch	12MM X 1.25	21MM	36MM
Infiniti	FX37	2013	6144	Short Locking MAG w/Washer	Ch	12MM X 1.25	Locking Nut	36MM
Infiniti	FX45	2003-2008	3813	Dome Top Acorn	Ch	12MM X 1.25	21MM	35MM
Infiniti	FX45	2003-2008	3815	Short MAG w/Washer	Ch	12MM X 1.25	21MM	37MM
Infiniti	FX45	2003-2008	3836	Long MAG w/Abs	Ch	12MM X 1.25	21MM	42MM
Infiniti	FX45	2003-2008	3850	Dome Top Acorn	Ch	12MM X 1.25	21MM	29MM
Infiniti	FX45	2003	6109	Cragar Long MAG	Ch	12MM X 1.25	21MM	57MM
Infiniti	FX50	2009-2013	3894	Chrome Dome Top	Ch	12MM X 1.25	21MM	36MM

MAKE	MODEL	YEAR	PART #	STYLE	FINISH	THREAD	HEX	LENGTH
Infiniti	FX50	2009-2010	6109	Cragar Long MAG	Ch	12MM X 1.25	21MM	57MM
Infiniti	FX50	2012	6109	Cragar Long MAG	Ch	12MM X 1.25	21MM	57MM
Infiniti	G20	2000-2002	3813	Dome Top Acorn	Ch	12MM X 1.25	21MM	35MM
Infiniti	G20	2000-2002	3815	Short MAG w/Washer	Ch	12MM X 1.25	21MM	37MM
Infiniti	G20	2000-2002	3831	Dome Top Acorn Bulge	Ch	12MM X 1.25	21MM	35MM
Infiniti	G20	2000-2002	3836	Long MAG w/Abs	Ch	12MM X 1.25	21MM	42MM
Infiniti	G20	2000-2002	3850	Dome Top Acorn	Ch	12MM X 1.25	21MM	29MM
Infiniti	G20	2000-2002	6109	Cragar Long MAG	Ch	12MM X 1.25	21MM	57MM
Infiniti	G25	2012	3813	Dome Top Acorn	Ch	12MM X 1.25	21MM	35MM
Infiniti	G25	2012	3815	Short MAG w/Washer	Ch	12MM X 1.25	21MM	37MM
Infiniti	G25	2011-2012	3885	Short MAG w/Washer	Ch	12MM X 1.25	21MM	38MM
Infiniti	G 25	2011-2012	3894	Chrome Dome Top	Ch	12MM X 1.25	21MM	36MM
Infiniti	G25	2012	6109	Cragar Long MAG	Ch	12MM X 1.25	21MM	57MM
Infiniti	G25	2011-2012	6144	Short Locking MAG w/Washer	Ch	12MM X 1.25	Locking Nut	36MM
Infiniti	G35	2003-2008	3831	Dome Top Acorn Bulge	Ch	12MM X 1.25	21MM	35MM
Infiniti	G35	2003-2008	3836	Long MAG w/Abs	Ch	12MM X 1.25	21MM	42MM
Infiniti	G35	2003-2008	3850	Dome Top Acorn	Ch	12MM X 1.25	21MM	29MM
Infiniti	G35	2007-2008	3885	Short MAG w/Washer	Ch	12MM X 1.25	21MM	38MM
Infiniti	G 35	2007-2008	3894	Chrome Dome Top	Ch	12MM X 1.25	21MM	36MM
Infiniti	G35	2003-2008	6109	Cragar Long MAG	Ch	12MM X 1.25	21MM	57MM
Infiniti	G35	2007-2008	6144	Short Locking MAG w/Washer	Ch	12MM X 1.25	Locking Nut	36MM
Infiniti	G37	2008-2010	3813	Dome Top Acorn	Ch	12MM X 1.25	21MM	35MM
Infiniti	G37	2012	3813	Dome Top Acorn	Ch	12MM X 1.25	21MM	35MM
Infiniti	G37	2008-2010	3831	Dome Top Acorn Bulge	Ch	12MM X 1.25	21MM	35MM
Infiniti	G37	2012	3831	Dome Top Acorn Bulge	Ch	12MM X 1.25	21MM	35MM
Infiniti	G37	2008-2013	3836	Long MAG w/Abs	Ch	12MM X 1.25	21MM	42MM
Infiniti	G37	2008-2013	3850	Dome Top Acorn	Ch	12MM X 1.25	21MM	29MM
Infiniti	G37	2008-2009	3885	Short MAG w/Washer	Ch	12MM X 1.25	21MM	38MM
Infiniti	G37	2011	3885	Short MAG w/Washer	Ch	12MM X 1.25	21MM	38MM
Infiniti	G 37	2008-2013	3894	Chrome Dome Top	Ch	12MM X 1.25	21MM	36MM
Infiniti	G37	2008-2010	6109	Cragar Long MAG	Ch	12MM X 1.25	21MM	57MM
Infiniti	G37	2012	6109	Cragar Long MAG	Ch	12MM X 1.25	21MM	57MM
Infiniti	G37	2008-2009	6144	Short Locking MAG w/Washer	Ch	12MM X 1.25	Locking Nut	36MM
Infiniti	G37	2011	6144	Short Locking MAG w/Washer	Ch	12MM X 1.25	Locking Nut	36MM
Infiniti	I30	2000-2001	3813	Dome Top Acorn	Ch	12MM X 1.25	21MM	35MM
Infiniti	I30	2000-2001	3815	Short MAG w/Washer	Ch	12MM X 1.25	21MM	37MM
Infiniti	I30	2000-2001	3831	Dome Top Acorn Bulge	Ch	12MM X 1.25	21MM	35MM
Infiniti	I30	2000-2001	3836	Long MAG w/Abs	Ch	12MM X 1.25	21MM	42MM
Infiniti	I30	2000-2001	3850	Dome Top Acorn	Ch	12MM X 1.25	21MM	29MM
Infiniti	I30	2001	6109	Cragar Long MAG	Ch	12MM X 1.25	21MM	57MM
Infiniti	I35	2002-2004	6109	Cragar Long MAG	Ch	12MM X 1.25	21MM	57MM
Infiniti	JX35	2013	3815	Short MAG w/Washer	Ch	12MM X 1.25	21MM	37MM
Infiniti	JX35	2013	3831	Dome Top Acorn Bulge	Ch	12MM X 1.25	21MM	35MM
Infiniti	JX35	2013	3836	Long MAG w/Abs	Ch	12MM X 1.25	21MM	42MM
Infiniti	JX35	2013	3850	Dome Top Acorn	Ch	12MM X 1.25	21MM	29MM
Infiniti	M35	2006-2010	3813	Dome Top Acorn	Ch	12MM X 1.25	21MM	35MM
Infiniti	M35	2006-2010	3815	Short MAG w/Washer	Ch	12MM X 1.25	21MM	37MM
Infiniti	M35	2006-2010	3831	Dome Top Acorn Bulge	Ch	12MM X 1.25	21MM	35MM
Infiniti	M35	2006-2010	3836	Long MAG w/Abs	Ch	12MM X 1.25	21MM	42MM
Infiniti	M35	2006-2010	3850	Dome Top Acorn	Ch	12MM X 1.25	21MM	29MM
Infiniti	M35	2006-2010	3881	Acorn Bulge	Ch	14MM X 2.0	19MM	50MM
Infiniti	M35	2006-2010	6109	Cragar Long MAG	Ch	12MM X 1.25	21MM	57MM
Infiniti	M35h	2012	3813	Dome Top Acorn	Ch	12MM X 1.25	21MM	35MM
Infiniti	M35h	2012	3815	Short MAG w/Washer	Ch	12MM X 1.25	21MM	37MM
Infiniti	M35h	2012	3885	Short MAG w/Washer	Ch	12MM X 1.25	21MM	38MM
Infiniti	M35h	2012-2013	3894	Chrome Dome Top	Ch	12MM X 1.25	21MM	36MM
Infiniti	M35h	2012	6109	Cragar Long MAG	Ch	12MM X 1.25	21MM	57MM
Infiniti	M35h	2012	6144	Short Locking MAG w/Washer	Ch	12MM X 1.25	Locking Nut	36MM
Infiniti	M37	2012	3813	Dome Top Acorn	Ch	12MM X 1.25	21MM	35MM
Infiniti	M37	2011-2012	3836	Long MAG w/Abs	Ch	12MM X 1.25	21MM	42MM
Infiniti	M37	2011-2012	3850	Dome Top Acorn	Ch	12MM X 1.25	21MM	29MM
Infiniti	M37	2013	3885	Short MAG w/Washer	Ch	12MM X 1.25	21MM	38MM
Infiniti	M37	2011-2013	3894	Chrome Dome Top	Ch	12MM X 1.25	21MM	36MM
Infiniti	M37	2012	6109	Cragar Long MAG	Ch	12MM X 1.25	21MM	57MM
Infiniti	M37	2013	6144	Short Locking MAG w/Washer	Ch	12MM X 1.25	Locking Nut	36MM
Infiniti	M45	2003-2004	3813	Dome Top Acorn	Ch	12MM X 1.25	21MM	35MM
Infiniti	M45	2006-2010	3813	Dome Top Acorn	Ch	12MM X 1.25	21MM	35MM
Infiniti	M45	2003-2004	3815	Short MAG w/Washer	Ch	12MM X 1.25	21MM	37MM

INFINITI - ISUZU

MAKE	MODEL	YEAR	PART #	STYLE	FINISH	THREAD	HEX	LENGTH
Infini	M45	2006-2010	3815	Short MAG w/Washer	Ch	12MM X 1.25	21MM	37MM
Infini	M45	2003-2004	3831	Dome Top Acorn Bulge	Ch	12MM X 1.25	21MM	35MM
Infini	M45	2006-2010	3831	Dome Top Acorn Bulge	Ch	12MM X 1.25	21MM	35MM
Infini	M45	2006-2010	3836	Long MAG w/Abs	Ch	12MM X 1.25	21MM	42MM
Infini	M45	2003-2004	3850	Dome Top Acorn	Ch	12MM X 1.25	21MM	29MM
Infini	M45	2006-2010	3850	Dome Top Acorn	Ch	12MM X 1.25	21MM	29MM
Infini	M45	2006-2010	3881	Acorn Bulge	Ch	14MM X 2.0	19MM	50MM
Infini	M45	2003-2004	6109	Cragar Long MAG	Ch	12MM X 1.25	21MM	57MM
Infini	M45	2006-2010	6109	Cragar Long MAG	Ch	12MM X 1.25	21MM	57MM
Infini	M56	2012	3813	Dome Top Acorn	Ch	12MM X 1.25	21MM	35MM
Infini	M56	2012	3836	Long MAG w/Abs	Ch	12MM X 1.25	21MM	42MM
Infiniti	M56	2011-2013	3894	Chrome Dome Top	Ch	12MM X 1.25	21MM	36MM
Infini	M56	2012	6109	Cragar Long MAG	Ch	12MM X 1.25	21MM	57MM
Infini	Q40	2015	3885	Short MAG w/Washer	Ch	12MM X 1.25	21MM	38MM
Infiniti	Q40	2015	3894	Chrome Dome Top	Ch	12MM X 1.25	21MM	36MM
Infini	Q40	2015	6144	Short Locking MAG w/Washer	Ch	12MM X 1.25	Locking Nut	36MM
Infini	Q45	2000-2006	3813	Dome Top Acorn	Ch	12MM X 1.25	21MM	35MM
Infini	Q45	2000-2006	3815	Short MAG w/Washer	Ch	12MM X 1.25	21MM	37MM
Infini	Q45	2000-2006	3831	Dome Top Acorn Bulge	Ch	12MM X 1.25	21MM	35MM
Infini	Q45	2000-2006	3836	Long MAG w/Abs	Ch	12MM X 1.25	21MM	42MM
Infini	Q45	2000-2003	3850	Dome Top Acorn	Ch	12MM X 1.25	21MM	29MM
Infini	Q45	2003-2004	3850	Dome Top Acorn	Ch	12MM X 1.25	21MM	29MM
Infini	Q45	2004-2005	3850	Dome Top Acorn	Ch	12MM X 1.25	21MM	29MM
Infini	Q45	2005-2006	3850	Dome Top Acorn	Ch	12MM X 1.25	21MM	29MM
Infini	Q45	2006	3850	Dome Top Acorn	Ch	12MM X 1.25	21MM	29MM
Infini	Q45	2000-2006	6109	Cragar Long MAG	Ch	12MM X 1.25	21MM	57MM
Infini	Q45	2003-2006	6136	Chrome Acorn	Ch	12MM X 1.25	21MM	42MM
Infini	Q50	2014-2015	3885	Short MAG w/Washer	Ch	12MM X 1.25	21MM	38MM
Infiniti	Q50	2014-2015	3894	Chrome Dome Top	Ch	12MM X 1.25	21MM	36MM
Infini	Q60	2014-2015	3885	Short MAG w/Washer	Ch	12MM X 1.25	21MM	38MM
Infiniti	Q60	2014-2015	3894	Chrome Dome Top	Ch	12MM X 1.25	21MM	36MM
Infini	Q60	2014-2015	6144	Short Locking MAG w/Washer	Ch	12MM X 1.25	Locking Nut	36MM
Infini	Q70	2014-2015	3885	Short MAG w/Washer	Ch	12MM X 1.25	21MM	38MM
Infiniti	Q70	2014-2016	3894	Chrome Dome Top	Ch	12MM X 1.25	21MM	36MM
Infini	Q70	2014-2015	6144	Short Locking MAG w/Washer	Ch	12MM X 1.25	Locking Nut	36MM
Infiniti	Q70L	2015-2016	3894	Chrome Dome Top	Ch	12MM X 1.25	21MM	36MM
Infini	QX4	2000	3813	Dome Top Acorn	Ch	12MM X 1.25	21MM	35MM
Infini	QX4	2003	3836	Long MAG w/Abs	Ch	12MM X 1.25	21MM	42MM
Infini	QX4	2003	3850	Dome Top Acorn	Ch	12MM X 1.25	21MM	29MM
Infini	QX4	2003	3881	Acorn Bulge	Ch	14MM X 2.0	19MM	50MM
Infini	QX4	2000	6109	Cragar Long MAG	Ch	12MM X 1.25	21MM	57MM
Infini	QX50	2014-2015	3885	Short MAG w/Washer	Ch	12MM X 1.25	21MM	38MM
Infiniti	QX50	2014-2016	3894	Chrome Dome Top	Ch	12MM X 1.25	21MM	36MM
Infiniti	QX50	2019-2021	3894	Chrome Dome Top	Ch	12MM X 1.25	21MM	36MM
Infini	QX50	2014-2015	6144	Short Locking MAG w/Washer	Ch	12MM X 1.25	Locking Nut	36MM
Infini	QX56	2004-2012	3801	Open Standard	Zi	12MM X 1.25	21MM	16MM
Infini	QX56	2004-2012	3813	Dome Top Acorn	Ch	12MM X 1.25	21MM	35MM
Infini	QX56	2004-2005	3815	Short MAG w/Washer	Ch	12MM X 1.25	21MM	37MM
Infini	QX56	2004-2007	3831	Dome Top Acorn Bulge	Ch	12MM X 1.25	21MM	35MM
Infini	QX56	2004-2007	3836	Long MAG w/Abs	Ch	12MM X 1.25	21MM	42MM
Infini	QX56	2004-2012	3850	Dome Top Acorn	Ch	12MM X 1.25	21MM	29MM
Infini	QX56	2004-2007	6109	Cragar Long MAG	Ch	12MM X 1.25	21MM	57MM
Infini	QX60	2014-2015	3850	Dome Top Acorn	Ch	12MM X 1.25	21MM	29MM
Infini	QX60	2014-2015	3885	Short MAG w/Washer	Ch	12MM X 1.25	21MM	38MM
Infiniti	QX60	2016-2020	3894	Chrome Dome Top	Ch	12MM X 1.25	21MM	36MM
Infini	QX60	2014-2015	6144	Short Locking MAG w/Washer	Ch	12MM X 1.25	Locking Nut	36MM
Infiniti	QX70	2014-2016	3894	Chrome Dome Top	Ch	12MM X 1.25	21MM	36MM
Isuzu	Amigo	2000	3827	Acorn Bulge	Ch	12MM X 1.25	19MM	35MM
Isuzu	Amigo	2000	3879	Acorn Bulge	Ch	12MM X 1.50	19MM	30MM
Isuzu	Ascender	2006-2008	3838	Open Bulge	Ch	12MM X 1.50	19MM	21MM
Isuzu	Ascender	2003-2005	3844	Open Bulge	Zi	12MM X 1.50	19MM	23MM
Isuzu	Ascender	2006-2008	3845	Chrome Dome Top	Ch	12MM X 1.50	19MM	37MM
Isuzu	Ascender	2006-2008	3846	External Thread Solid Steel - Use 3865/7 Cap	Zi	12MM X 1.50	19MM	28MM
Isuzu	Ascender	2005	3877	Chrome Acorn Nut	Ch	12mm x 1.50	21mm	35mm
Isuzu	Ascender	2006-2008	3892	Modified Acorn	Ch	12MM X 1.50	21MM	29MM
Isuzu	Ascender	2007-2008	6117	Dome Top Bulge Retainer	Ch	12MM X 1.50	19MM	35MM
Isuzu	Axiom	2003-2004	3805	Chrome Acorn	Ch	12MM X 1.50	19MM	35MM
Isuzu	Axiom	2002	3879	Acorn Bulge	Ch	12MM X 1.50	19MM	30MM

MAKE	MODEL	YEAR	PART #	STYLE	FINISH	THREAD	HEX	LENGTH
Isuzu	Hombre	2000	3805	Chrome Acorn	Ch	12MM X 1.50	19MM	35MM
Isuzu	Hombre	2000	3827	Acorn Bulge	Ch	12MM X 1.25	19MM	35MM
Isuzu	Hombre	2000	3828	Chrome Acorn	Ch	12MM X 1.50	21MM	35MM
Isuzu	i-290	2007-2008	3805	Chrome Acorn	Ch	12MM X 1.50	19MM	35MM
Isuzu	i-290	2007-2008	3838	Open Bulge	Ch	12MM X 1.50	19MM	21MM
Isuzu	i-290	2007-2008	6117	Dome Top Bulge Retainer	Ch	12MM X 1.50	19MM	35MM
Isuzu	i-350	2006	3828	Chrome Acorn	Ch	12MM X 1.50	21MM	35MM
Isuzu	Rodeo Sport	2001	3805	Chrome Acorn	Ch	12MM X 1.50	19MM	35MM
Isuzu	Rodeo	2000	3805	Chrome Acorn	Ch	12MM X 1.50	19MM	35MM
Isuzu	Rodeo	2002-2004	3805	Chrome Acorn	Ch	12MM X 1.50	19MM	35MM
Isuzu	Rodeo	2000-2001	6122	Acorn Bulge Aluminum Wheels	Ch	12MM X 1.50	19MM	31MM
Isuzu	Trooper	2000-2002	3828	Chrome Acorn	Ch	12MM X 1.50	21MM	35MM
Isuzu	Trooper	2000-2002	6122	Acorn Bulge Aluminum Wheels	Ch	12MM X 1.50	19MM	31MM
Isuzu	VehiCROSS	2000-2001	3805	Chrome Acorn	Ch	12MM X 1.50	19MM	35MM
Isuzu	VehiCROSS	2001	3879	Acorn Bulge	Ch	12MM X 1.50	19MM	30MM
Jeep	Cherokee	2000-2001	3814	Short MAG w/Washer	Ch	1/2 X 20	13/16"	1.46"
Jeep	Cherokee	2000-2001	3815	Short MAG w/Washer	Ch	12MM X 1.25	21MM	37MM
Jeep	Cherokee	2000-2001	3816	Long MAG w/Washer	Ch	1/2 X 20	13/16"	1.67"
Jeep	Cherokee	2000-2001	3807	Acorn Bulge	Ch	1/2 X 20	3/4"	1.33"
Jeep	Cherokee	2000-2001	3824	Open Bulge	Ch	1/2 X 20	3/4"	0.82"
Jeep	Cherokee	2000-2001	3825	Duplex Acorn	Ch	1/2 X 20	7/8"	1.85"
Jeep	Cherokee	2000-2001	3852	Dome Top Bulge	Ch	1/2 X 20	3/4"	1.57"
Jeep	Cherokee	2000-2001	3863	Chrome Acorn	Ch	1/2 X 20	13/16"	1.38"
Jeep	Cherokee	2000-2001	3870	Acorn Bulge	Ch	1/2 X 20	13/16"	1.38"
Jeep	Cherokee	2000-2001	6143	Long MAG w/Washer Lock Nut Use With 3816	Ch	1/2 X 20	Locking Nut	1.50"
Jeep	Commander	2006-2010	3807	Acorn Bulge	Ch	1/2 X 20	3/4"	1.37"
Jeep	Commander	2006-2010	3814	Short MAG w/Washer	Ch	1/2 X 20	13/16"	1.46"
Jeep	Commander	2006-2010	3815	Short MAG w/Washer	Ch	12MM X 1.25	21MM	37MM
Jeep	Commander	2006-2010	3816	Long MAG w/Washer	Ch	1/2 X 20	13/16"	1.67"
Jeep	Commander	2006-2010	3807	Acorn Bulge	Ch	1/2 X 20	3/4"	1.33"
Jeep	Commander	2006-2010	3824	Open Bulge	Ch	1/2 X 20	3/4"	0.82"
Jeep	Commander	2006-2010	3826	Long Duplex MAG w/Washer	Ch	1/2 X 20	7/8"	1.84"
Jeep	Commander	2006-2010	3870	Acorn Bulge	Ch	1/2 X 20	13/16"	1.38"
Jeep	Commander	2006-2010	6143	Long MAG w/Washer Lock Nut Use With 3816	Ch	1/2 X 20	Locking Nut	1.50"
Jeep	Compass	2007-2010	3825	Duplex Acorn	Ch	1/2 X 20	7/8"	1.85"
Jeep	Compass	2007-2010	3828	Chrome Acorn	Ch	12MM X 1.50	21MM	35MM
Jeep	Compass	2007-2010	3838	Open Bulge	Ch	12MM X 1.50	19MM	21MM
Jeep	Compass	2007-2010	3892	Modified Acorn	Ch	12MM X 1.50	21MM	29MM
Jeep	Compass	2007-2010	6117	Dome Top Bulge Retainer	Ch	12MM X 1.50	19MM	35MM
Jeep	Compass	2007-2017	6122	Acorn Bulge Aluminum Wheels	Ch	12MM X 1.50	19MM	31MM
Jeep	Compass	2007-2010	6146	Short MAG w/Washer	Ch	12MM X 1.50	21MM	42MM
Jeep	Gladiator	2020-2022	3888	Chrome Dome Top	Ch	14MM X 1.50	22MM	39MM
Jeep	Grand Cherokee L	2021-2023	3888	Chrome Dome Top	Ch	14MM X 1.50	22MM	39MM
Jeep	Grand Cherokee WK	2022	3888	Chrome Dome Top	Ch	14MM X 1.50	22MM	39MM
Jeep	Grand Cherokee	2000-2010	3814	Short MAG w/Washer	Ch	1/2 X 20	13/16"	1.46"
Jeep	Grand Cherokee	2000-2010	3816	Long MAG w/Washer	Ch	1/2 X 20	13/16"	1.67"
Jeep	Grand Cherokee	2000-2010	3807	Acorn Bulge	Ch	1/2 X 20	3/4"	1.33"
Jeep	Grand Cherokee	2000-2010	3824	Open Bulge	Ch	1/2 X 20	3/4"	0.82"
Jeep	Grand Cherokee	2000-2010	3825	Duplex Acorn	Ch	1/2 X 20	7/8"	1.85"
Jeep	Grand Cherokee	2000-2010	3826	Long Duplex MAG w/Washer	Ch	1/2 X 20	7/8"	1.84"
Jeep	Grand Cherokee	2000-2013	3863	Chrome Acorn	Ch	1/2 X 20	13/16"	1.38"
Jeep	Grand Cherokee	2000-2010	3870	Acorn Bulge	Ch	1/2 X 20	13/16"	1.38"
Jeep	Grand Cherokee	2011-2018	3888	Chrome Dome Top	Ch	14MM X 1.50	22MM	39MM
Jeep	Grand Cherokee	2020-2023	3888	Chrome Dome Top	Ch	14MM X 1.50	22MM	39MM
Jeep	Grand Cherokee	2000-2010	6143	Long MAG w/Washer Lock Nut Use With 3816	Ch	1/2 X 20	Locking Nut	1.50"
Jeep	Grand Wagoneer	2022-2023	3888	Chrome Dome Top	Ch	14MM X 1.50	22MM	39MM
Jeep	Liberty	2002-2012	3807	Acorn Bulge	Ch	1/2 X 20	3/4"	1.37"
Jeep	Liberty	2002-2012	3814	Short MAG w/Washer	Ch	1/2 X 20	13/16"	1.46"
Jeep	Liberty	2002-2012	3816	Long MAG w/Washer	Ch	1/2 X 20	13/16"	1.67"
Jeep	Liberty	2002-2012	3807	Acorn Bulge	Ch	1/2 X 20	3/4"	1.33"
Jeep	Liberty	2002-2012	3825	Duplex Acorn	Ch	1/2 X 20	7/8"	1.85"
Jeep	Liberty	2002-2012	3826	Long Duplex MAG w/Washer	Ch	1/2 X 20	7/8"	1.84"
Jeep	Liberty	2002-2013	3852	Dome Top Bulge	Ch	1/2 X 20	3/4"	1.57"
Jeep	Liberty	2002-2012	3870	Acorn Bulge	Ch	1/2 X 20	13/16"	1.38"
Jeep	Liberty	2002-2012	6143	Long MAG w/Washer Lock Nut Use With 3816	Ch	1/2 X 20	Locking Nut	1.50"
Jeep	Patriot	2007-2010	3838	Open Bulge	Ch	12MM X 1.50	19MM	21MM
Jeep	Patriot	2007-2010	3892	Modified Acorn	Ch	12MM X 1.50	21MM	29MM
Jeep	Patriot	2007-2010	6117	Dome Top Bulge Retainer	Ch	12MM X 1.50	19MM	35MM

JEEP - KIA

MAKE	MODEL	YEAR	PART #	STYLE	FINISH	THREAD	HEX	LENGTH
Jeep	Patriot	2007-2017	6122	Acorn Bulge Aluminum Wheels	Ch	12MM X 1.50	19MM	31MM
Jeep	Patriot	2007-2010	6146	Short MAG w/Washer	Ch	12MM X 1.50	21MM	42MM
Jeep	TJ	2000-2005	3807	Acorn Bulge	Ch	1/2 X 20	3/4"	1.33"
Jeep	Wagoneer	2022-2023	3888	Chrome Dome Top	Ch	14MM X 1.50	22MM	39MM
Jeep	Wrangler JK	2018	3807	Acorn Bulge	Ch	1/2 X 20	3/4"	1.33"
Jeep	Wrangler	2020-2023	3888	Chrome Dome Top	Ch	14MM X 1.50	22MM	39MM
Kia	Amanti	2006-2009	3805	Chrome Acorn	Ch	12MM X 1.50	19MM	35MM
Kia	Amanti	2007-2009	3844	Open Bulge	Zi	12MM X 1.50	19MM	23MM
Kia	Amanti	2009	3892	Modified Acorn	Ch	12MM X 1.50	21MM	29MM
Kia	Amanti	2009	6117	Dome Top Bulge Retainer	Ch	12MM X 1.50	19MM	35MM
Kia	Amanti	2004-2005	6140	Chrome MAG	Ch	12MM X 1.50	21MM	36MM
Kia	Amanti	2009	6146	Short MAG w/Washer	Ch	12MM X 1.50	21MM	42MM
Kia	Borrego	2009-2011	3838	Open Bulge	Ch	12MM X 1.50	19MM	21MM
Kia	Borrego	2009	3872	Long Hex, Short MAG w/Washer	Ch	12MM X 1.50	21MM	48MM
Kia	Borrego	2009-2011	3892	Modified Acorn	Ch	12MM X 1.50	21MM	29MM
Kia	Borrego	2009	6117	Dome Top Bulge Retainer	Ch	12MM X 1.50	19MM	35MM
Kia	Cadenza	2017-2018	3869	Chrome Acorn	Ch	12MM X 1.50	21MM	26MM
Kia	Forte Koup	2010-2017	3869	Chrome Acorn	Ch	12MM X 1.50	21MM	26MM
Kia	Forte	2010-2013	3805	Chrome Acorn	Ch	12MM X 1.50	19MM	35MM
Kia	Forte	2010-2012	3838	Open Bulge	Ch	12MM X 1.50	19MM	21MM
Kia	Forte	2010-2018	3869	Chrome Acorn	Ch	12MM X 1.50	21MM	26MM
Kia	Forte	2010-2011	3872	Long Hex, Short MAG w/Washer	Ch	12MM X 1.50	21MM	48MM
Kia	Forte	2010-2012	3892	Modified Acorn	Ch	12MM X 1.50	21MM	29MM
Kia	Forte5	2012-2018	3869	Chrome Acorn	Ch	12MM X 1.50	21MM	26MM
Kia	Forte	2010-2012	6117	Dome Top Bulge Retainer	Ch	12MM X 1.50	19MM	35MM
Kia	Magentis	2001-2005	3804	Open Standard	Zi	12MM X 1.50	19MM	16MM
Kia	Magentis	2001-2005	3849	Acorn Bulge w/Retainer	Ch	12MM X 1.50	19MM	35MM
Kia	Niro	2017-2018	3869	Chrome Acorn	Ch	12MM X 1.50	21MM	26MM
Kia	Optima	2007-2013	3805	Chrome Acorn	Ch	12MM X 1.50	19MM	35MM
Kia	Optima	2006-2012	3838	Open Bulge	Ch	12MM X 1.50	19MM	21MM
Kia	Optima	2001-2005	3848	Open Bulge	Zi	12MM X 1.50	21MM	16MM
Kia	Optima	2006-2010	3869	Chrome Acorn	Ch	12MM X 1.50	21MM	26MM
Kia	Optima	2018	3869	Chrome Acorn	Ch	12MM X 1.50	21MM	26MM
Kia	Optima	2007-2011	3872	Long Hex, Short MAG w/Washer	Ch	12MM X 1.50	21MM	48MM
Kia	Optima	2007-2012	3892	Modified Acorn	Ch	12MM X 1.50	21MM	29MM
Kia	Optima	2007-2012	6117	Dome Top Bulge Retainer	Ch	12MM X 1.50	19MM	35MM
Kia	Rio	2006-2012	3838	Open Bulge	Ch	12MM X 1.50	19MM	21MM
Kia	Rio	2003-2005	3848	Open Bulge	Zi	12MM X 1.50	21MM	16MM
Kia	Rio	2003-2017	3869	Chrome Acorn	Ch	12MM X 1.50	21MM	26MM
Kia	Rio	2007-2011	3872	Long Hex, Short MAG w/Washer	Ch	12MM X 1.50	21MM	48MM
Kia	Rio	2007-2012	3892	Modified Acorn	Ch	12MM X 1.50	21MM	29MM
Kia	Rio5	2006-2011	3838	Open Bulge	Ch	12MM X 1.50	19MM	21MM
Kia	Rio5	2008-2011	3869	Chrome Acorn	Ch	12MM X 1.50	21MM	26MM
Kia	Rio5	2007-2011	3872	Long Hex, Short MAG w/Washer	Ch	12MM X 1.50	21MM	48MM
Kia	Rio5	2007-2011	3892	Modified Acorn	Ch	12MM X 1.50	21MM	29MM
Kia	Rio5	2007-2011	6117	Dome Top Bulge Retainer	Ch	12MM X 1.50	19MM	35MM
Kia	Rio	2007-2012	6117	Dome Top Bulge Retainer	Ch	12MM X 1.50	19MM	35MM
Kia	Rondo	2007-2010	3844	Open Bulge	Zi	12MM X 1.50	19MM	23MM
Kia	Rondo	2007-2012	3869	Chrome Acorn	Ch	12MM X 1.50	21MM	26MM
Kia	Rondo	2014-2016	3869	Chrome Acorn	Ch	12MM X 1.50	21MM	26MM
Kia	Rondo	2007-2008	3892	Modified Acorn	Ch	12MM X 1.50	21MM	29MM
Kia	Rondo	2010	3892	Modified Acorn	Ch	12MM X 1.50	21MM	29MM
Kia	Rondo	2007-2010	6117	Dome Top Bulge Retainer	Ch	12MM X 1.50	19MM	35MM
Kia	Rondo	2007-2010	6146	Short MAG w/Washer	Ch	12MM X 1.50	21MM	42MM
Kia	Sedona	2002-2012	3805	Chrome Acorn	Ch	12MM X 1.50	19MM	35MM
Kia	Sedona	2007-2012	3844	Open Bulge	Zi	12MM X 1.50	19MM	23MM
Kia	Sedona	2014	3844	Open Bulge	Zi	12MM X 1.50	19MM	23MM
Kia	Sedona	2007-2012	3869	Chrome Acorn	Ch	12MM X 1.50	21MM	26MM
Kia	Sedona	2014	3869	Chrome Acorn	Ch	12MM X 1.50	21MM	26MM
Kia	Sedona	2007-2012	3892	Modified Acorn	Ch	12MM X 1.50	21MM	29MM
Kia	Sedona	2007-2012	6117	Dome Top Bulge Retainer	Ch	12MM X 1.50	19MM	35MM
Kia	Sedona	2007-2011	6146	Short MAG w/Washer	Ch	12MM X 1.50	21MM	42MM
Kia	Sephia	2000-2001	3869	Chrome Acorn	Ch	12MM X 1.50	21MM	26MM

KIA - LAND ROVER - LEXUS

MAKE	MODEL	YEAR	PART #	STYLE	FINISH	THREAD	HEX	LENGTH
Kia	Sorento	2003-2009	3805	Chrome Acorn	Ch	12MM X 1.50	19MM	35MM
Kia	Sorento	2011-2013	3805	Chrome Acorn	Ch	12MM X 1.50	19MM	35MM
Kia	Sorento	2007-2009	3838	Open Bulge	Ch	12MM X 1.50	19MM	21MM
Kia	Sorento	2011-2012	3838	Open Bulge	Ch	12MM X 1.50	19MM	21MM
Kia	Sorento	2003-2005	3848	Open Bulge	Zi	12MM X 1.50	21MM	16MM
Kia	Sorento	2003-2007	3869	Chrome Acorn	Ch	12MM X 1.50	21MM	26MM
Kia	Sorento	2018	3869	Chrome Acorn	Ch	12MM X 1.50	21MM	26MM
Kia	Sorento	2007-2008	3872	Long Hex, Short MAG w/Washer	Ch	12MM X 1.50	21MM	48MM
Kia	Sorento	2011	3872	Long Hex, Short MAG w/Washer	Ch	12MM X 1.50	21MM	48MM
Kia	Sorento	2007-2009	6117	Dome Top Bulge Retainer	Ch	12MM X 1.50	19MM	35MM
Kia	Sorento	2011-2012	6117	Dome Top Bulge Retainer	Ch	12MM X 1.50	19MM	35MM
Kia	Soul	2010-2013	3805	Chrome Acorn	Ch	12MM X 1.50	19MM	35MM
Kia	Soul	2012	3838	Open Bulge	Ch	12MM X 1.50	19MM	21MM
Kia	Soul	2012-2018	3869	Chrome Acorn	Ch	12MM X 1.50	21MM	26MM
Kia	Soul	2012	3892	Modified Acorn	Ch	12MM X 1.50	21MM	29MM
Kia	Soul	2012	6117	Dome Top Bulge Retainer	Ch	12MM X 1.50	19MM	35MM
Kia	Spectra	2006-2009	3838	Open Bulge	Ch	12MM X 1.50	19MM	21MM
Kia	Spectra	2002-2003	3848	Open Bulge	Zi	12MM X 1.50	21MM	16MM
Kia	Spectra	2000-2009	3869	Chrome Acorn	Ch	12MM X 1.50	21MM	26MM
Kia	Spectra	2009	3872	Long Hex, Short MAG w/Washer	Ch	12MM X 1.50	21MM	48MM
Kia	Spectra5	2006-2009	3838	Open Bulge	Ch	12MM X 1.50	19MM	21MM
Kia	Spectra5	2005	3869	Chrome Acorn	Ch	12MM X 1.50	21MM	26MM
Kia	Spectra5	2007-2009	3872	Long Hex, Short MAG w/Washer	Ch	12MM X 1.50	21MM	48MM
Kia	Spectra5	2005	6104	Acorn Bulge w/Retainer	Ch	12MM X 1.50	21MM	33MM
Kia	Spectra5	2007-2009	6117	Dome Top Bulge Retainer	Ch	12MM X 1.50	19MM	35MM
Kia	Spectra5	2007-2009	6140	Chrome MAG	Ch	12MM X 1.50	21MM	36MM
Kia	Spectra	2004-2005	6104	Acorn Bulge w/Retainer	Ch	12MM X 1.50	21MM	33MM
Kia	Spectra	2009	6117	Dome Top Bulge Retainer	Ch	12MM X 1.50	19MM	35MM
Kia	Sportage	2000-2002	3805	Chrome Acorn	Ch	12MM X 1.50	19MM	35MM
Kia	Sportage	2005-2013	3805	Chrome Acorn	Ch	12MM X 1.50	19MM	35MM
Kia	Sportage	2007-2012	3838	Open Bulge	Ch	12MM X 1.50	19MM	21MM
Kia	Sportage	2000-2002	3869	Chrome Acorn	Ch	12MM X 1.50	21MM	26MM
Kia	Sportage	2005-2009	3869	Chrome Acorn	Ch	12MM X 1.50	21MM	26MM
Kia	Sportage	2012-2018	3869	Chrome Acorn	Ch	12MM X 1.50	21MM	26MM
Kia	Sportage	2007-2011	3872	Long Hex, Short MAG w/Washer	Ch	12MM X 1.50	21MM	48MM
Kia	Sportage	2007-2008	3892	Modified Acorn	Ch	12MM X 1.50	21MM	29MM
Kia	Sportage	2010-2012	3892	Modified Acorn	Ch	12MM X 1.50	21MM	29MM
Kia	Sportage	2007-2012	6117	Dome Top Bulge Retainer	Ch	12MM X 1.50	19MM	35MM
Kia	Sportage	2005-2008	6126	Acorn Bulge	Ch	12MM X 1.50	21MM	33MM
Kia	Stinger	2018-2019	3869	Chrome Acorn	Ch	12MM X 1.50	21MM	26MM
Land Rover	Defender 110	2020-2021	6111	Chrome MAG	Ch	14MM X 1.50	22MM	24MM
Land Rover	Defender 110	2020-2022	6151	Chrome Flat Top	Ch	14MM X 1.50	22MM	44MM
Land Rover	Defender 110	2020-2022	6152	Black Flat Top	Blk	14MM X 1.50	22MM	44MM
Land Rover	Defender 90	2021	6111	Chrome MAG	Ch	14MM X 1.50	22MM	24MM
Land Rover	Defender 90	2021-2022	6151	Chrome Flat Top	Ch	14MM X 1.50	22MM	44MM
Land Rover	Defender 90	2021-2022	6152	Black Flat Top	Blk	14MM X 1.50	22MM	44MM
Land Rover	Discovery	2000-2004	3833	Acorn Bulge	Ch	14MM X 1.50	21MM	35MM
Land Rover	Discovery	2020-2021	6111	Chrome MAG	Ch	14MM X 1.50	22MM	24MM
Land Rover	Discovery	2000-2004	6131	Chrome Acorn	Ch	14MM X 1.50	21MM	36MM
Land Rover	Discovery	2020-2023	6151	Chrome Flat Top	Ch	14MM X 1.50	22MM	44MM
Land Rover	Discovery	2020-2023	6152	Black Flat Top	Blk	14MM X 1.50	22MM	44MM
Land Rover	Range Rover Sport	2020-2021	6111	Chrome MAG	Ch	14MM X 1.50	22MM	24MM
Land Rover	Range Rover Sport	2006-2013	6151	Chrome Flat Top	Ch	14MM X 1.50	22MM	44MM
Land Rover	Range Rover Sport	2020-2023	6151	Chrome Flat Top	Ch	14MM X 1.50	22MM	44MM
Land Rover	Range Rover Sport	2006-2013	6152	Black Flat Top	Blk	14MM X 1.50	22MM	44MM
Land Rover	Range Rover Sport	2020-2023	6152	Black Flat Top	Blk	14MM X 1.50	22MM	44MM
Land Rover	Range Rover	2000-2002	3833	Acorn Bulge	Ch	14MM X 1.50	21MM	35MM
Land Rover	Range Rover	2020-2021	6111	Chrome MAG	Ch	14MM X 1.50	22MM	24MM
Land Rover	Range Rover	2000-2002	6131	Chrome Acorn	Ch	14MM X 1.50	21MM	36MM
Land Rover	Range Rover	2000-2013	6151	Chrome Flat Top	Ch	14MM X 1.50	22MM	44MM
Land Rover	Range Rover	2020-2023	6151	Chrome Flat Top	Ch	14MM X 1.50	22MM	44MM
Land Rover	Range Rover	2000-2013	6152	Black Flat Top	Blk	14MM X 1.50	22MM	44MM
Land Rover	Range Rover	2020-2023	6152	Black Flat Top	Blk	14MM X 1.50	22MM	44MM
Lexus	CT200h	2012	3838	Open Bulge	Ch	12MM X 1.50	19MM	21MM

LEXUS

MAKE	MODEL	YEAR	PART #	STYLE	FINISH	THREAD	HEX	LENGTH
Lexus	CT200h	2011-2015	3861	Chrome Acorn	Ch	12MM X 1.50	21MM	38MM
Lexus	CT200h	2012	3892	Modified Acorn	Ch	12MM X 1.50	21MM	29MM
Lexus	CT200h	2011-2017	6146	Short MAG w/Washer	Ch	12MM X 1.50	21MM	42MM
Lexus	ES250	2021-2023	3861	Chrome Acorn	Ch	12MM X 1.50	21MM	38MM
Lexus	ES300h	2013-2015	3861	Chrome Acorn	Ch	12MM X 1.50	21MM	38MM
Lexus	ES300h	2020	3861	Chrome Acorn	Ch	12MM X 1.50	21MM	38MM
Lexus	ES300h	2020-2021	3861	Chrome Acorn	Ch	12MM X 1.50	21MM	38MM
Lexus	ES300h	2021-2022	3861	Chrome Acorn	Ch	12MM X 1.50	21MM	38MM
Lexus	ES300h	2022	3861	Chrome Acorn	Ch	12MM X 1.50	21MM	38MM
Lexus	ES300h	2013-2018	6146	Short MAG w/Washer	Ch	12MM X 1.50	21MM	42MM
Lexus	ES330	2005-2006	6146	Short MAG w/Washer	Ch	12MM X 1.50	21MM	42MM
Lexus	ES350	2007-2010	3838	Open Bulge	Ch	12MM X 1.50	19MM	21MM
Lexus	ES350	2007-2015	3861	Chrome Acorn	Ch	12MM X 1.50	21MM	38MM
Lexus	ES350	2020	3861	Chrome Acorn	Ch	12MM X 1.50	21MM	38MM
Lexus	ES350	2020-2021	3861	Chrome Acorn	Ch	12MM X 1.50	21MM	38MM
Lexus	ES350	2021-2022	3861	Chrome Acorn	Ch	12MM X 1.50	21MM	38MM
Lexus	ES350	2022	3861	Chrome Acorn	Ch	12MM X 1.50	21MM	38MM
Lexus	ES350	2007-2010	3892	Modified Acorn	Ch	12MM X 1.50	21MM	29MM
Lexus	ES350	2012	3892	Modified Acorn	Ch	12MM X 1.50	21MM	29MM
Lexus	ES350	2007-2010	6117	Dome Top Bulge Retainer	Ch	12MM X 1.50	19MM	35MM
Lexus	ES350	2012	6117	Dome Top Bulge Retainer	Ch	12MM X 1.50	19MM	35MM
Lexus	ES350	2007-2018	6146	Short MAG w/Washer	Ch	12MM X 1.50	21MM	42MM
Lexus	GS300	2001-2006	3828	Chrome Acorn	Ch	12MM X 1.50	21MM	35MM
Lexus	GS300	2001-2006	3861	Chrome Acorn	Ch	12MM X 1.50	21MM	38MM
Lexus	GS300	2001-2006	6146	Short MAG w/Washer	Ch	12MM X 1.50	21MM	42MM
Lexus	GS350	2007-2010	3844	Open Bulge	Zi	12MM X 1.50	19MM	23MM
Lexus	GS350	2007-2011	3861	Chrome Acorn	Ch	12MM X 1.50	21MM	38MM
Lexus	GS350	2013-2015	3861	Chrome Acorn	Ch	12MM X 1.50	21MM	38MM
Lexus	GS350	2020	3861	Chrome Acorn	Ch	12MM X 1.50	21MM	38MM
Lexus	GS350	2007-2010	3892	Modified Acorn	Ch	12MM X 1.50	21MM	29MM
Lexus	GS350	2007-2010	6117	Dome Top Bulge Retainer	Ch	12MM X 1.50	19MM	35MM
Lexus	GS350	2007-2010	6146	Short MAG w/Washer	Ch	12MM X 1.50	21MM	42MM
Lexus	GS350	2015-2018	6146	Short MAG w/Washer	Ch	12MM X 1.50	21MM	42MM
Lexus	GS400	2000	3861	Chrome Acorn	Ch	12MM X 1.50	21MM	38MM
Lexus	GS400	2000	6146	Short MAG w/Washer	Ch	12MM X 1.50	21MM	42MM
Lexus	GS430	2001-2007	3861	Chrome Acorn	Ch	12MM X 1.50	21MM	38MM
Lexus	GS430	2005	3872	Long Hex, Short MAG w/Washer	Ch	12MM X 1.50	21MM	48MM
Lexus	GS430	2007	3892	Modified Acorn	Ch	12MM X 1.50	21MM	29MM
Lexus	GS430	2004-2007	6146	Short MAG w/Washer	Ch	12MM X 1.50	21MM	42MM
Lexus	GS450h	2007-2010	3838	Open Bulge	Ch	12MM X 1.50	19MM	21MM
Lexus	GS450h	2010-2011	3861	Chrome Acorn	Ch	12MM X 1.50	21MM	38MM
Lexus	GS450h	2013-2015	3861	Chrome Acorn	Ch	12MM X 1.50	21MM	38MM
Lexus	GS450h	2008	3892	Modified Acorn	Ch	12MM X 1.50	21MM	29MM
Lexus	GS450h	2007-2011	6146	Short MAG w/Washer	Ch	12MM X 1.50	21MM	42MM
Lexus	GS450h	2015	6146	Short MAG w/Washer	Ch	12MM X 1.50	21MM	42MM
Lexus	GS450h	2017-2018	6146	Short MAG w/Washer	Ch	12MM X 1.50	21MM	42MM
Lexus	GS460	2009-2010	3838	Open Bulge	Ch	12MM X 1.50	19MM	21MM
Lexus	GS460	2009-2011	3861	Chrome Acorn	Ch	12MM X 1.50	21MM	38MM
Lexus	GS460	2009-2010	3892	Modified Acorn	Ch	12MM X 1.50	21MM	29MM
Lexus	GS460	2008-2010	6117	Dome Top Bulge Retainer	Ch	12MM X 1.50	19MM	35MM
Lexus	GS460	2008-2011	6146	Short MAG w/Washer	Ch	12MM X 1.50	21MM	42MM
Lexus	GX460	2010-2018	3872	Long Hex, Short MAG w/Washer	Ch	12MM X 1.50	21MM	48MM
Lexus	GX460	2010	3892	Modified Acorn	Ch	12MM X 1.50	21MM	29MM
Lexus	GX460	2012	3892	Modified Acorn	Ch	12MM X 1.50	21MM	29MM
Lexus	GX470	2007-2009	3828	Chrome Acorn	Ch	12MM X 1.50	21MM	35MM
Lexus	GX470	2005-2008	3872	Long Hex, Short MAG w/Washer	Ch	12MM X 1.50	21MM	48MM
Lexus	GX470	2007	6146	Short MAG w/Washer	Ch	12MM X 1.50	21MM	42MM
Lexus	HS250h	2010	3838	Open Bulge	Ch	12MM X 1.50	19MM	21MM
Lexus	HS250h	2010-2012	3861	Chrome Acorn	Ch	12MM X 1.50	21MM	38MM
Lexus	HS250h	2012	3892	Modified Acorn	Ch	12MM X 1.50	21MM	29MM
Lexus	HS250h	2010-2012	6117	Dome Top Bulge Retainer	Ch	12MM X 1.50	19MM	35MM
Lexus	HS250h	2010-2012	6146	Short MAG w/Washer	Ch	12MM X 1.50	21MM	42MM
Lexus	IS F	2008-2010	3838	Open Bulge	Ch	12MM X 1.50	19MM	21MM
Lexus	IS F	2008-2013	3861	Chrome Acorn	Ch	12MM X 1.50	21MM	38MM
Lexus	IS F	2008-2010	6117	Dome Top Bulge Retainer	Ch	12MM X 1.50	19MM	35MM
Lexus	IS F	2012	6117	Dome Top Bulge Retainer	Ch	12MM X 1.50	19MM	35MM
Lexus	IS F	2008-2014	6146	Short MAG w/Washer	Ch	12MM X 1.50	21MM	42MM
Lexus	IS250	2007-2010	3838	Open Bulge	Ch	12MM X 1.50	19MM	21MM

MAKE	MODEL	YEAR	PART #	STYLE	FINISH	THREAD	HEX	LENGTH
Lexus	IS250	2006-2015	3861	Chrome Acorn	Ch	12MM X 1.50	21MM	38MM
Lexus	IS250	2012	3892	Modified Acorn	Ch	12MM X 1.50	21MM	29MM
Lexus	IS250	2008-2010	6117	Dome Top Bulge Retainer	Ch	12MM X 1.50	19MM	35MM
Lexus	IS250	2012	6117	Dome Top Bulge Retainer	Ch	12MM X 1.50	19MM	35MM
Lexus	IS250	2006-2015	6146	Short MAG w/Washer	Ch	12MM X 1.50	21MM	42MM
Lexus	IS300	2001-2005	3861	Chrome Acorn	Ch	12MM X 1.50	21MM	38MM
Lexus	IS300	2020-2021	3861	Chrome Acorn	Ch	12MM X 1.50	21MM	38MM
Lexus	IS300	2002	3872	Long Hex, Short MAG w/Washer	Ch	12MM X 1.50	21MM	48MM
Lexus	IS300	2001-2005	6146	Short MAG w/Washer	Ch	12MM X 1.50	21MM	42MM
Lexus	IS300	2018	6146	Short MAG w/Washer	Ch	12MM X 1.50	21MM	42MM
Lexus	IS350	2007-2010	3844	Open Bulge	Zi	12MM X 1.50	19MM	23MM
Lexus	IS350	2006-2015	3861	Chrome Acorn	Ch	12MM X 1.50	21MM	38MM
Lexus	IS350	2020-2021	3861	Chrome Acorn	Ch	12MM X 1.50	21MM	38MM
Lexus	IS350	2010	3892	Modified Acorn	Ch	12MM X 1.50	21MM	29MM
Lexus	IS350	2012	3892	Modified Acorn	Ch	12MM X 1.50	21MM	29MM
Lexus	IS350	2007-2009	6117	Dome Top Bulge Retainer	Ch	12MM X 1.50	19MM	35MM
Lexus	IS350	2012	6117	Dome Top Bulge Retainer	Ch	12MM X 1.50	19MM	35MM
Lexus	IS350	2006-2015	6146	Short MAG w/Washer	Ch	12MM X 1.50	21MM	42MM
Lexus	IS350	2018	6146	Short MAG w/Washer	Ch	12MM X 1.50	21MM	42MM
Lexus	LS430	2004-2005	3861	Chrome Acorn	Ch	12MM X 1.50	21MM	38MM
Lexus	LS430	2001-2002	3872	Long Hex, Short MAG w/Washer	Ch	12MM X 1.50	21MM	48MM
Lexus	LS430	2006	6146	Short MAG w/Washer	Ch	12MM X 1.50	21MM	42MM
Lexus	LX470	2000-2007	3886	Open Bulge	Ch	14MM X 1.50	19MM	21MM
Lexus	LX570	2008-2011	3886	Open Bulge	Ch	14MM X 1.50	19MM	21MM
Lexus	LX570	2020-2021	6155	Duplex Acorn	Ch	12mm x 1.50	21mm	35mm
Lexus	NX200t	2015	3861	Chrome Acorn	Ch	12MM X 1.50	21MM	38MM
Lexus	NX200t	2015-2017	6146	Short MAG w/Washer	Ch	12MM X 1.50	21MM	42MM
Lexus	NX300	2020-2021	3861	Chrome Acorn	Ch	12MM X 1.50	21MM	38MM
Lexus	NX300h	2015	3861	Chrome Acorn	Ch	12MM X 1.50	21MM	38MM
Lexus	NX300h	2020-2021	3861	Chrome Acorn	Ch	12MM X 1.50	21MM	38MM
Lexus	NX300h	2015-2018	6146	Short MAG w/Washer	Ch	12MM X 1.50	21MM	42MM
Lexus	RC F	2015	3861	Chrome Acorn	Ch	12MM X 1.50	21MM	38MM
Lexus	RC F	2015-2018	6146	Short MAG w/Washer	Ch	12MM X 1.50	21MM	42MM
Lexus	RC300	2020-2022	3861	Chrome Acorn	Ch	12MM X 1.50	21MM	38MM
Lexus	RC350	2015	3861	Chrome Acorn	Ch	12MM X 1.50	21MM	38MM
Lexus	RC350	2020-2022	3861	Chrome Acorn	Ch	12MM X 1.50	21MM	38MM
Lexus	RC350	2015-2018	6146	Short MAG w/Washer	Ch	12MM X 1.50	21MM	42MM
Lexus	RX300	2002-2003	3872	Long Hex, Short MAG w/Washer	Ch	12MM X 1.50	21MM	48MM
Lexus	RX330	2004-2005	3861	Chrome Acorn	Ch	12MM X 1.50	21MM	38MM
Lexus	RX330	2004-2006	6146	Short MAG w/Washer	Ch	12MM X 1.50	21MM	42MM
Lexus	RX350	2007-2010	3844	Open Bulge	Zi	12MM X 1.50	19MM	23MM
Lexus	RX350	2007-2015	3861	Chrome Acorn	Ch	12MM X 1.50	21MM	38MM
Lexus	RX350	2020	3861	Chrome Acorn	Ch	12MM X 1.50	21MM	38MM
Lexus	RX350	2020-2021	3861	Chrome Acorn	Ch	12MM X 1.50	21MM	38MM
Lexus	RX350	2021-2022	3861	Chrome Acorn	Ch	12MM X 1.50	21MM	38MM
Lexus	RX350	2022	3861	Chrome Acorn	Ch	12MM X 1.50	21MM	38MM
Lexus	RX350	2008-2010	3892	Modified Acorn	Ch	12MM X 1.50	21MM	29MM
Lexus	RX350	2008-2010	6117	Dome Top Bulge Retainer	Ch	12MM X 1.50	19MM	35MM
Lexus	RX350	2007	6146	Short MAG w/Washer	Ch	12MM X 1.50	21MM	42MM
Lexus	RX350	2007-2008	6146	Short MAG w/Washer	Ch	12MM X 1.50	21MM	42MM
Lexus	RX350	2008-2009	6146	Short MAG w/Washer	Ch	12MM X 1.50	21MM	42MM
Lexus	RX350	2009-2010	6146	Short MAG w/Washer	Ch	12MM X 1.50	21MM	42MM
Lexus	RX350	2010-2011	6146	Short MAG w/Washer	Ch	12MM X 1.50	21MM	42MM
Lexus	RX350	2011-2012	6146	Short MAG w/Washer	Ch	12MM X 1.50	21MM	42MM
Lexus	RX350	2012-2014	6146	Short MAG w/Washer	Ch	12MM X 1.50	21MM	42MM
Lexus	RX350	2017-2018	6146	Short MAG w/Washer	Ch	12MM X 1.50	21MM	42MM
Lexus	RX350L	2020-2022	3861	Chrome Acorn	Ch	12MM X 1.50	21MM	38MM
Lexus	RX400h	2007-2008	3838	Open Bulge	Ch	12MM X 1.50	19MM	21MM
Lexus	RX400h	2006-2008	3872	Long Hex, Short MAG w/Washer	Ch	12MM X 1.50	21MM	48MM
Lexus	RX400h	2007	6117	Dome Top Bulge Retainer	Ch	12MM X 1.50	19MM	35MM
Lexus	RX400h	2007-2008	6146	Short MAG w/Washer	Ch	12MM X 1.50	21MM	42MM
Lexus	RX450h	2010-2015	3861	Chrome Acorn	Ch	12MM X 1.50	21MM	38MM
Lexus	RX450h	2020	3861	Chrome Acorn	Ch	12MM X 1.50	21MM	38MM
Lexus	RX450h	2020-2021	3861	Chrome Acorn	Ch	12MM X 1.50	21MM	38MM
Lexus	RX450h	2021-2022	3861	Chrome Acorn	Ch	12MM X 1.50	21MM	38MM
Lexus	RX450h	2022	3861	Chrome Acorn	Ch	12MM X 1.50	21MM	38MM
Lexus	RX450h	2010-2012	6117	Dome Top Bulge Retainer	Ch	12MM X 1.50	19MM	35MM
Lexus	RX450h	2010-2018	6146	Short MAG w/Washer	Ch	12MM X 1.50	21MM	42MM

LEXUS - LINCOLN

MAKE	MODEL	YEAR	PART #	STYLE	FINISH	THREAD	HEX	LENGTH
Lexus	RX450HL	2020-2022	3861	Chrome Acorn	Ch	12MM X 1.50	21MM	38MM
Lexus	RX450HL	2018	6146	Short MAG w/Washer	Ch	12MM X 1.50	21MM	42MM
Lexus	SC430	2007-2009	3844	Open Bulge	Zi	12MM X 1.50	19MM	23MM
Lexus	SC430	2010	3861	Chrome Acorn	Ch	12MM X 1.50	21MM	38MM
Lexus	SC430	2005-2009	3872	Long Hex, Short MAG w/Washer	Ch	12MM X 1.50	21MM	48MM
Lexus	SC430	2007-2010	6117	Dome Top Bulge Retainer	Ch	12MM X 1.50	19MM	35MM
Lexus	SC430	2007-2010	6146	Short MAG w/Washer	Ch	12MM X 1.50	21MM	42MM
Lexus	UX200	2020-2022	3861	Chrome Acorn	Ch	12MM X 1.50	21MM	38MM
Lexus	UX250h	2020-2023	3861	Chrome Acorn	Ch	12MM X 1.50	21MM	38MM
Lincoln	Aviator	2020-2022	3809	Acorn Bulge	Ch	14MM X 1.50	21MM	38MM
Lincoln	Aviator	2003-2005	3814	Short MAG w/Washer	Ch	1/2 X 20	13/16"	1.46"
Lincoln	Aviator	2003-2005	3816	Long MAG w/Washer	Ch	1/2 X 20	13/16"	1.67"
Lincoln	Aviator	2003-2005	3824	Open Bulge	Ch	1/2 X 20	3/4"	0.82"
Lincoln	Aviator	2003-2005	3826	Long Duplex MAG w/Washer	Ch	1/2 X 20	7/8"	1.84"
Lincoln	Aviator	2003-2005	3859	Wheel Cover Retainer	Zi	1/2 X 20	3/4"	1.25"
Lincoln	Aviator	2003-2005	3870	Acorn Bulge	Ch	1/2 X 20	13/16"	1.38"
Lincoln	Aviator	2003-2005	6143	Long MAG w/Washer Lock Nut Use With 3816	Ch	1/2 X 20	Locking Nut	1.50"
Lincoln	Blackwood	2002	3856	Flat Flange	Blk	14MM X 2.0	21MM	26MM
Lincoln	Blackwood	2002	3857	Flat Flange Dome Top	Ch	14MM X 2.0	21MM	52MM
Lincoln	Blackwood	2002	3868	Acorn Bulge	Ch	14MM X 2.0	21MM	54MM
Lincoln	Blackwood	2002	6102	Flat Flange Dome Top	Ch	14MM X 1.50	21MM	45MM
Lincoln	Continental	2017-2018	3809	Acorn Bulge	Ch	14MM X 1.50	21MM	38MM
Lincoln	Continental	2020	3809	Acorn Bulge	Ch	14MM X 1.50	21MM	38MM
Lincoln	Continental	2000-2002	3844	Open Bulge	Zi	12MM X 1.50	19MM	23MM
Lincoln	Continental	2000-2002	3845	Chrome Dome Top	Ch	12MM X 1.50	19MM	37MM
Lincoln	Corsair	2020-2021	6119	Chrome Acorn	Ch	12MM X 1.50	19MM	32MM
Lincoln	LS	2002-2006	3899	Zinc Retainer	Zi	12MM X 1.50	19MM	26MM
Lincoln	LS	2000-2006	6140	Chrome MAG	Ch	12MM X 1.50	21MM	36MM
Lincoln	Mark LT	2006-2008	3864	Open Bulge w/Retainer	Ch	14MM X 2.0	21MM	31MM
Lincoln	Mark LT	2006-2008	3868	Acorn Bulge	Ch	14MM X 2.0	21MM	54MM
Lincoln	Mark LT	2006-2008	3893	Acorn Bulge	Ch	14MM X 2.0	21MM	54MM
Lincoln	Mark LT	2006-2008	6114	Chrome Dome Top	Ch	14MM X 2.0	21MM	63MM
Lincoln	MKC	2016-2019	3805	Chrome Acorn	Ch	12MM X 1.50	19MM	35MM
Lincoln	MKC	2015-2019	6119	Chrome Acorn	Ch	12MM X 1.50	19MM	32MM
Lincoln	MKS	2009-2010	3814	Short MAG w/Washer	Ch	1/2 X 20	13/16"	1.46"
Lincoln	MKS	2012-2013	3814	Short MAG w/Washer	Ch	1/2 X 20	13/16"	1.46"
Lincoln	MKS	2009-2010	3815	Short MAG w/Washer	Ch	12MM X 1.25	21MM	37MM
Lincoln	MKS	2012-2013	3815	Short MAG w/Washer	Ch	12MM X 1.25	21MM	37MM
Lincoln	MKS	2009-2013	3816	Long MAG w/Washer	Ch	1/2 X 20	13/16"	1.67"
Lincoln	MKS	2009-2010	3825	Duplex Acorn	Ch	1/2 X 20	7/8"	1.85"
Lincoln	MKS	2012-2013	3825	Duplex Acorn	Ch	1/2 X 20	7/8"	1.85"
Lincoln	MKS	2009-2013	3826	Long Duplex MAG w/Washer	Ch	1/2 X 20	7/8"	1.84"
Lincoln	MKS	2009-2016	3852	Dome Top Bulge	Ch	1/2 X 20	3/4"	1.57"
Lincoln	MKS	2009-2013	3870	Acorn Bulge	Ch	1/2 X 20	13/16"	1.38"
Lincoln	MKS	2009-2013	6143	Long MAG w/Washer Lock Nut Use With 3816	Ch	1/2 X 20	Locking Nut	1.50"
Lincoln	MKT	2010	3814	Short MAG w/Washer	Ch	1/2 X 20	13/16"	1.46"
Lincoln	MKT	2012-2013	3814	Short MAG w/Washer	Ch	1/2 X 20	13/16"	1.46"
Lincoln	MKT	2010	3815	Short MAG w/Washer	Ch	12MM X 1.25	21MM	37MM
Lincoln	MKT	2012-2013	3815	Short MAG w/Washer	Ch	12MM X 1.25	21MM	37MM
Lincoln	MKT	2012-2013	3816	Long MAG w/Washer	Ch	1/2 X 20	13/16"	1.67"
Lincoln	MKT	2010	3825	Duplex Acorn	Ch	1/2 X 20	7/8"	1.85"
Lincoln	MKT	2012-2013	3825	Duplex Acorn	Ch	1/2 X 20	7/8"	1.85"
Lincoln	MKT	2010-2019	3852	Dome Top Bulge	Ch	1/2 X 20	3/4"	1.57"
Lincoln	MKT	2010	3870	Acorn Bulge	Ch	1/2 X 20	13/16"	1.38"
Lincoln	MKT	2012-2013	3870	Acorn Bulge	Ch	1/2 X 20	13/16"	1.38"
Lincoln	MKT	2012-2013	6143	Long MAG w/Washer Lock Nut Use With 3816	Ch	1/2 X 20	Locking Nut	1.50"
Lincoln	MKX	2016-2018	3809	Acorn Bulge	Ch	14MM X 1.50	21MM	38MM
Lincoln	MKX	2007-2015	3811	Open Standard	Zi	9/16 X 18	7/8"	.75"
Lincoln	MKX	2007-2010	3814	Short MAG w/Washer	Ch	1/2 X 20	13/16"	1.46"
Lincoln	MKX	2012-2013	3814	Short MAG w/Washer	Ch	1/2 X 20	13/16"	1.46"
Lincoln	MKX	2007-2013	3816	Long MAG w/Washer	Ch	1/2 X 20	13/16"	1.67"
Lincoln	MKX	2007-2010	3826	Long Duplex MAG w/Washer	Ch	1/2 X 20	7/8"	1.84"
Lincoln	MKX	2012-2013	3826	Long Duplex MAG w/Washer	Ch	1/2 X 20	7/8"	1.84"
Lincoln	MKX	2007-2015	3852	Dome Top Bulge	Ch	1/2 X 20	3/4"	1.57"
Lincoln	MKX	2007-2013	3870	Acorn Bulge	Ch	1/2 X 20	13/16"	1.38"
Lincoln	MKX	2007-2013	6143	Long MAG w/Washer Lock Nut Use With 3816	Ch	1/2 X 20	Locking Nut	1.50"
Lincoln	MKZ	2012-2016	3805	Chrome Acorn	Ch	12MM X 1.50	19MM	35MM
Lincoln	MKZ	2012-2018	3809	Acorn Bulge	Ch	14MM X 1.50	21MM	38MM

MAKE	MODEL	YEAR	PART #	STYLE	FINISH	THREAD	HEX	LENGTH
Lincoln	MKZ	2020	3809	Acorn Bulge	Ch	14MM X 1.50	21MM	38MM
Lincoln	MKZ	2007-2012	3828	Chrome Acorn	Ch	12MM X 1.50	21MM	35MM
Lincoln	MKZ	2007-2012	3844	Open Bulge	Zi	12MM X 1.50	19MM	23MM
Lincoln	MKZ	2012	3877	Chrome Acorn Nut	Ch	12mm x 1.50	21mm	35mm
Lincoln	MKZ	2007-2010	3892	Modified Acorn	Ch	12MM X 1.50	21MM	29MM
Lincoln	MKZ	2012	3892	Modified Acorn	Ch	12MM X 1.50	21MM	29MM
Lincoln	MKZ	2012	3892	Modified Acorn	Ch	12MM X 1.50	21MM	29MM
Lincoln	MKZ	2007-2011	6112	Acorn Bulge	Ch	12MM X 1.50	19MM	39MM
Lincoln	MKZ	2007-2010	6117	Dome Top Bulge Retainer	Ch	12MM X 1.50	19MM	35MM
Lincoln	MKZ	2012	6117	Dome Top Bulge Retainer	Ch	12MM X 1.50	19MM	35MM
Lincoln	MKZ	2012-2016	6119	Chrome Acorn	Ch	12MM X 1.50	19MM	32MM
Lincoln	MKZ	2010-2011	6121	Chrome Retainer Wheel Cover Nut	Ch	12MM X 1.50	19MM	37MM
Lincoln	MKZ	2007-2012	6146	Short MAG w/Washer	Ch	12MM X 1.50	21MM	42MM
Lincoln	Nautilus	2020-2022	3809	Acorn Bulge	Ch	14MM X 1.50	21MM	38MM
Lincoln	Navigator	2015-2016	3810	Chrome Dome Top	Ch	14MM X 1.50	21MM	44MM
Lincoln	Navigator	2020-2021	3810	Chrome Dome Top	Ch	14MM X 1.50	21MM	44MM
Lincoln	Navigator	2015-2021	3810w	OE Style Chrome Dome Top	Ch	12mm x 1.50	21mm	35mm
Lincoln	Navigator	2015-2017	3839	Open Bulge	Zi	14MM X 1.50	22MM	26MM
Lincoln	Navigator	2000-2002	3856	Flat Flange	Blk	14MM X 2.0	21MM	26MM
Lincoln	Navigator	2000-2002	3857	Flat Flange Dome Top	Ch	14MM X 2.0	21MM	52MM
Lincoln	Navigator	2000	3862	Flat Flange	Blk	12MM X 1.75	19MM	23MM
Lincoln	Navigator	2000-2012	3868	Acorn Bulge	Ch	14MM X 2.0	21MM	54MM
Lincoln	Navigator	2003-2012	3893	Acorn Bulge	Ch	14MM X 2.0	21MM	54MM
Lincoln	Navigator	2000-2002	6102	Flat Flange Dome Top	Ch	14MM X 1.50	21MM	45MM
Lincoln	Town Car	2000-2004	3802	Open Standard	Zi	1/2 X 20	13/16"	0.62"
Lincoln	Town Car	2000-2007	3814	Short MAG w/Washer	Ch	1/2 X 20	13/16"	1.46"
Lincoln	Town Car	2009	3814	Short MAG w/Washer	Ch	1/2 X 20	13/16"	1.46"
Lincoln	Town Car	2000-2009	3816	Long MAG w/Washer	Ch	1/2 X 20	13/16"	1.67"
Lincoln	Town Car	2000-2007	3825	Duplex Acorn	Ch	1/2 X 20	7/8"	1.85"
Lincoln	Town Car	2009	3825	Duplex Acorn	Ch	1/2 X 20	7/8"	1.85"
Lincoln	Town Car	2000-2010	3826	Long Duplex MAG w/Washer	Ch	1/2 X 20	7/8"	1.84"
Lincoln	Town Car	2000-2007	3870	Acorn Bulge	Ch	1/2 X 20	13/16"	1.38"
Lincoln	Town Car	2009	3870	Acorn Bulge	Ch	1/2 X 20	13/16"	1.38"
Lincoln	Town Car	2000-2009	6143	Long MAG w/Washer Lock Nut Use With 3816	Ch	1/2 X 20	Locking Nut	1.50"
Lincoln	Zephyr	2006	3828	Chrome Acorn	Ch	12MM X 1.50	21MM	35MM
Lincoln	Zephyr	2006	3844	Open Bulge	Zi	12MM X 1.50	19MM	23MM
Lincoln	Zephyr	2006	6112	Acorn Bulge	Ch	12MM X 1.50	19MM	39MM
Mazda	CX-7 SV	2012	3892	Modified Acorn	Ch	12MM X 1.50	21MM	29MM
Mazda	RX-8 Touring	2009	3828	Chrome Acorn	Ch	12MM X 1.50	21MM	35MM
Mazda	2	2011-2014	3804	Open Standard	Zi	12MM X 1.50	19MM	16MM
Mazda	2	2011-2014	3828	Chrome Acorn	Ch	12MM X 1.50	21MM	35MM
Mazda	2	2012	3838	Open Bulge	Ch	12MM X 1.50	19MM	21MM
Mazda	2	2011-2014	3869	Chrome Acorn	Ch	12MM X 1.50	21MM	26MM
Mazda	2	2012	6117	Dome Top Bulge Retainer	Ch	12MM X 1.50	19MM	35MM
Mazda	2	2012	6146	Short MAG w/Washer	Ch	12MM X 1.50	21MM	42MM
Mazda	3 Sport	2009-2011	3828	Chrome Acorn	Ch	12MM X 1.50	21MM	35MM
Mazda	3 Sport	2014-2018	3848	Open Bulge	Zi	12MM X 1.50	21MM	16MM
Mazda	3 Sport	2009-2018	3869	Chrome Acorn	Ch	12MM X 1.50	21MM	26MM
Mazda	3	2004-2011	3828	Chrome Acorn	Ch	12MM X 1.50	21MM	35MM
Mazda	3	2007-2008	3838	Open Bulge	Ch	12MM X 1.50	19MM	21MM
Mazda	3	2004-2006	3848	Open Bulge	Zi	12MM X 1.50	21MM	16MM
Mazda	3	2014-2018	3848	Open Bulge	Zi	12MM X 1.50	21MM	16MM
Mazda	3	2004-2018	3869	Chrome Acorn	Ch	12MM X 1.50	21MM	26MM
Mazda	3	2007-2008	6117	Dome Top Bulge Retainer	Ch	12MM X 1.50	19MM	35MM
Mazda	3	2007-2008	6146	Short MAG w/Washer	Ch	12MM X 1.50	21MM	42MM
Mazda	5	2006-2010	3828	Chrome Acorn	Ch	12MM X 1.50	21MM	35MM
Mazda	5	2012-2013	3828	Chrome Acorn	Ch	12MM X 1.50	21MM	35MM
Mazda	5	2007-2008	3838	Open Bulge	Ch	12MM X 1.50	19MM	21MM
Mazda	5	2006-2010	3869	Chrome Acorn	Ch	12MM X 1.50	21MM	26MM
Mazda	5	2012-2017	3869	Chrome Acorn	Ch	12MM X 1.50	21MM	26MM
Mazda	5	2007-2008	6117	Dome Top Bulge Retainer	Ch	12MM X 1.50	19MM	35MM
Mazda	5	2007-2008	6146	Short MAG w/Washer	Ch	12MM X 1.50	21MM	42MM
Mazda	626	2000-2002	3828	Chrome Acorn	Ch	12MM X 1.50	21MM	35MM
Mazda	626	2000-2002	3848	Open Bulge	Zi	12MM X 1.50	21MM	16MM
Mazda	626	2000-2002	3869	Chrome Acorn	Ch	12MM X 1.50	21MM	26MM
Mazda	6	2003-2006	3804	Open Standard	Zi	12MM X 1.50	19MM	16MM
Mazda	6	2003-2016	3828	Chrome Acorn	Ch	12MM X 1.50	21MM	35MM
Mazda	6	2012	3838	Open Bulge	Ch	12MM X 1.50	19MM	21MM

MAZDA

MAKE	MODEL	YEAR	PART #	STYLE	FINISH	THREAD	HEX	LENGTH
Mazda	6	2003-2018	3869	Chrome Acorn	Ch	12MM X 1.50	21MM	26MM
Mazda	6	2012	3892	Modified Acorn	Ch	12MM X 1.50	21MM	29MM
Mazda	6	2012	6117	Dome Top Bulge Retainer	Ch	12MM X 1.50	19MM	35MM
Mazda	6	2012	6146	Short MAG w/Washer	Ch	12MM X 1.50	21MM	42MM
Mazda	B2300	2001-2009	3814	Short MAG w/Washer	Ch	1/2 X 20	13/16"	1.46"
Mazda	B2300	2001-2009	3815	Short MAG w/Washer	Ch	12MM X 1.25	21MM	37MM
Mazda	B2300	2001-2009	3816	Long MAG w/Washer	Ch	1/2 X 20	13/16"	1.67"
Mazda	B2300	2002-2009	3825	Duplex Acorn	Ch	1/2 X 20	7/8"	1.85"
Mazda	B2300	2001-2009	3826	Long Duplex MAG w/Washer	Ch	1/2 X 20	7/8"	1.84"
Mazda	B2300	2002-2009	3852	Dome Top Bulge	Ch	1/2 X 20	3/4"	1.57"
Mazda	B2300	2002-2010	3859	Wheel Cover Retainer	Zi	1/2 X 20	3/4"	1.57"
Mazda	B2300	2001	3869	Chrome Acorn	Ch	12MM X 1.50	21MM	26MM
Mazda	B2300	2002-2009	3870	Acorn Bulge	Ch	1/2 X 20	13/16"	1.38"
Mazda	B2300	2001-2009	6143	Long MAG w/Washer Lock Nut Use With 3816	Ch	1/2 X 20	Locking Nut	1.50"
Mazda	B2500	2000-2001	3807	Acorn Bulge	Ch	1/2 X 20	3/4"	1.37"
Mazda	B2500	2000-2001	3814	Short MAG w/Washer	Ch	1/2 X 20	13/16"	1.46"
Mazda	B2500	2000-2001	3815	Short MAG w/Washer	Ch	12MM X 1.25	21MM	37MM
Mazda	B2500	2000-2001	3816	Long MAG w/Washer	Ch	1/2 X 20	13/16"	1.67"
Mazda	B2500	2000-2001	3825	Duplex Acorn	Ch	1/2 X 20	7/8"	1.85"
Mazda	B2500	2000-2001	3826	Long Duplex MAG w/Washer	Ch	1/2 X 20	7/8"	1.84"
Mazda	B2500	2000-2001	3852	Dome Top Bulge	Ch	1/2 X 20	3/4"	1.57"
Mazda	B2500	2000-2001	3859	Wheel Cover Retainer	Zi	1/2 X 20	3/4"	1.57"
Mazda	B2500	2000-2001	3869	Chrome Acorn	Ch	12MM X 1.50	21MM	26MM
Mazda	B2500	2000-2001	3870	Acorn Bulge	Ch	1/2 X 20	13/16"	1.38"
Mazda	B2500	2000-2001	6143	Long MAG w/Washer Lock Nut Use With 3816	Ch	1/2 X 20	Locking Nut	1.50"
Mazda	B3000	2000-2008	3807	Acorn Bulge	Ch	1/2 X 20	3/4"	1.37"
Mazda	B3000	2000-2008	3814	Short MAG w/Washer	Ch	1/2 X 20	13/16"	1.46"
Mazda	B3000	2000-2006	3815	Short MAG w/Washer	Ch	12MM X 1.25	21MM	37MM
Mazda	B3000	2000-2006	3816	Long MAG w/Washer	Ch	1/2 X 20	13/16"	1.67"
Mazda	B3000	2000-2007	3825	Duplex Acorn	Ch	1/2 X 20	7/8"	1.85"
Mazda	B3000	2000-2007	3826	Long Duplex MAG w/Washer	Ch	1/2 X 20	7/8"	1.84"
Mazda	B3000	2000-2008	3852	Dome Top Bulge	Ch	1/2 X 20	3/4"	1.57"
Mazda	B3000	2000-2008	3869	Chrome Acorn	Ch	12MM X 1.50	21MM	26MM
Mazda	B3000	2000-2007	3870	Acorn Bulge	Ch	1/2 X 20	13/16"	1.38"
Mazda	B3000	2000-2006	6143	Long MAG w/Washer Lock Nut Use With 3816	Ch	1/2 X 20	Locking Nut	1.50"
Mazda	B4000	2000-2010	3807	Acorn Bulge	Ch	1/2 X 20	3/4"	1.37"
Mazda	B4000	2000-2009	3814	Short MAG w/Washer	Ch	1/2 X 20	13/16"	1.46"
Mazda	B4000	2000-2009	3815	Short MAG w/Washer	Ch	12MM X 1.25	21MM	37MM
Mazda	B4000	2000-2009	3816	Long MAG w/Washer	Ch	1/2 X 20	13/16"	1.67"
Mazda	B4000	2000-2009	3825	Duplex Acorn	Ch	1/2 X 20	7/8"	1.85"
Mazda	B4000	2000-2010	3852	Dome Top Bulge	Ch	1/2 X 20	3/4"	1.57"
Mazda	B4000	2000-2010	3859	Wheel Cover Retainer	Zi	1/2 X 20	3/4"	1.25"
Mazda	B4000	2000-2009	3869	Chrome Acorn	Ch	12MM X 1.50	21MM	26MM
Mazda	B4000	2000-2009	6143	Long MAG w/Washer Lock Nut Use With 3816	Ch	1/2 X 20	Locking Nut	1.50"
Mazda	CX-3	2018	3848	Open Bulge	Zi	12MM X 1.50	21MM	16MM
Mazda	CX-3	2016-2018	3869	Chrome Acorn	Ch	12MM X 1.50	21MM	26MM
Mazda	CX-5	2013-2018	3869	Chrome Acorn	Ch	12MM X 1.50	21MM	26MM
Mazda	CX-7	2007-2011	3828	Chrome Acorn	Ch	12MM X 1.50	21MM	35MM
Mazda	CX-7	2012	3838	Open Bulge	Ch	12MM X 1.50	19MM	21MM
Mazda	CX-7	2007-2012	3869	Chrome Acorn	Ch	12MM X 1.50	21MM	26MM
Mazda	CX-7	2012	3892	Modified Acorn	Ch	12MM X 1.50	21MM	29MM
Mazda	CX-7	2012	3892	Modified Acorn	Ch	12MM X 1.50	21MM	29MM
Mazda	CX-7	2012	6117	Dome Top Bulge Retainer	Ch	12MM X 1.50	19MM	35MM
Mazda	CX-7	2012	6146	Short MAG w/Washer	Ch	12MM X 1.50	21MM	42MM
Mazda	CX-9	2007-2011	3828	Chrome Acorn	Ch	12MM X 1.50	21MM	35MM
Mazda	CX-9	2012	3838	Open Bulge	Ch	12MM X 1.50	19MM	21MM
Mazda	CX-9	2007-2018	3869	Chrome Acorn	Ch	12MM X 1.50	21MM	26MM
Mazda	CX-9	2012	3892	Modified Acorn	Ch	12MM X 1.50	21MM	29MM
Mazda	CX-9	2012	6117	Dome Top Bulge Retainer	Ch	12MM X 1.50	19MM	35MM
Mazda	CX-9	2012	6146	Short MAG w/Washer	Ch	12MM X 1.50	21MM	42MM
Mazda	Miata	2000-2005	3828	Chrome Acorn	Ch	12MM X 1.50	21MM	35MM
Mazda	Miata	2000-2005	3848	Open Bulge	Zi	12MM X 1.50	21MM	16MM
Mazda	Miata	2005	3869	Chrome Acorn	Ch	12MM X 1.50	21MM	26MM
Mazda	Millenia	2000-2002	3828	Chrome Acorn	Ch	12MM X 1.50	21MM	35MM
Mazda	Millenia	2000-2002	3848	Open Bulge	Zi	12MM X 1.50	21MM	16MM
Mazda	Millenia	2000-2002	3869	Chrome Acorn	Ch	12MM X 1.50	21MM	26MM
Mazda	MPV	2000-2006	3828	Chrome Acorn	Ch	12MM X 1.50	21MM	35MM
Mazda	MPV	2000-2006	3848	Open Bulge	Zi	12MM X 1.50	21MM	16MM

MAKE	MODEL	YEAR	PART #	STYLE	FINISH	THREAD	HEX	LENGTH
Mazda	MPV	2000-2006	3869	Chrome Acorn	Ch	12MM X 1.50	21MM	26MM
Mazda	MX-5 Miata	2006-2013	3828	Chrome Acorn	Ch	12MM X 1.50	21MM	35MM
Mazda	MX-5 Miata	2006-2018	3869	Chrome Acorn	Ch	12MM X 1.50	21MM	26MM
Mazda	MX-5 Miata	2007	6117	Dome Top Bulge Retainer	Ch	12MM X 1.50	19MM	35MM
Mazda	Protege	2000-2003	3828	Chrome Acorn	Ch	12MM X 1.50	21MM	35MM
Mazda	Protege	2000-2003	3848	Open Bulge	Zi	12MM X 1.50	21MM	16MM
Mazda	Protege	2000-2003	3869	Chrome Acorn	Ch	12MM X 1.50	21MM	26MM
Mazda	RX-8 Grand Touring	2008-2010	3828	Chrome Acorn	Ch	12MM X 1.50	21MM	35MM
Mazda	RX-8 Sport	2008-2010	3828	Chrome Acorn	Ch	12MM X 1.50	21MM	35MM
Mazda	RX-8 Touring	2008	3828	Chrome Acorn	Ch	12MM X 1.50	21MM	35MM
Mazda	RX-8	2004-2011	3828	Chrome Acorn	Ch	12MM X 1.50	21MM	35MM
Mazda	RX-8	2004-2011	3869	Chrome Acorn	Ch	12MM X 1.50	21MM	26MM
Mazda	Tribute	2001-2006	3840	Zinc Retainer Wheel Cover Nut	Zi	12MM X 1.50	19MM	28MM
Mazda	Tribute	2001-2006	3845	Chrome Dome Top	Ch	12MM X 1.50	19MM	37MM
Mazda	Tribute	2008-2011	3845	Chrome Dome Top	Ch	12MM X 1.50	19MM	37MM
Mercury	Cougar	2000-2002	3828	Chrome Acorn	Ch	12MM X 1.50	21MM	35MM
Mercury	Cougar	2000-2002	3837	Chrome Retainer Wheel Cover Nut	Ch	12MM X 1.50	21MM	31MM
Mercury	Cougar	2000-2002	3863	Chrome Acorn	Ch	1/2 X 20	13/16"	1.38"
Mercury	Grand Marquis	2000-2005	3802	Open Standard	Zi	1/2 X 20	13/16"	0.62"
Mercury	Grand Marquis	2000-2009	3814	Short MAG w/Washer	Ch	1/2 X 20	13/16"	1.46"
Mercury	Grand Marquis	2000-2005	3816	Long MAG w/Washer	Ch	1/2 X 20	13/16"	1.67"
Mercury	Grand Marquis	2008-2010	3816	Long MAG w/Washer	Ch	1/2 X 20	13/16"	1.67"
Mercury	Grand Marquis	2002-2009	3825	Duplex Acorn	Ch	1/2 X 20	7/8"	1.85"
Mercury	Grand Marquis	2000-2010	3826	Long Duplex MAG w/Washer	Ch	1/2 X 20	7/8"	1.84"
Mercury	Grand Marquis	2000-2005	3860	Acorn Bulge	Ch	1/2 X 20	13/16"	0.83"
Mercury	Grand Marquis	2000-2005	3863	Chrome Acorn	Ch	1/2 X 20	13/16"	1.38"
Mercury	Grand Marquis	2000-2010	3870	Acorn Bulge	Ch	1/2 X 20	13/16"	1.38"
Mercury	Grand Marquis	2000-2005	3874	Acorn Bulge	Ch	1/2 X 20	13/16"	1.50"
Mercury	Grand Marquis	2006-2010	6115	Chrome Dome Top	Ch	1/2 X 20	13/16"	1.50"
Mercury	Grand Marquis	2000-2005	6143	Long MAG w/Washer Lock Nut Use With 3816	Ch	1/2 X 20	Locking Nut	1.50"
Mercury	Grand Marquis	2008-2010	6143	Long MAG w/Washer Lock Nut Use With 3816	Ch	1/2 X 20	Locking Nut	1.50"
Mercury	Marauder	2003-2004	3802	Open Standard	Zi	1/2 X 20	13/16"	0.62"
Mercury	Marauder	2004	3814	Short MAG w/Washer	Ch	1/2 X 20	13/16"	1.46"
Mercury	Marauder	2003-2004	3816	Long MAG w/Washer	Ch	1/2 X 20	13/16"	1.67"
Mercury	Marauder	2004	3825	Duplex Acorn	Ch	1/2 X 20	7/8"	1.85"
Mercury	Marauder	2003-2004	3826	Long Duplex MAG w/Washer	Ch	1/2 X 20	7/8"	1.84"
Mercury	Marauder	2003-2004	3860	Acorn Bulge	Ch	1/2 X 20	13/16"	0.83"
Mercury	Marauder	2003-2004	3870	Acorn Bulge	Ch	1/2 X 20	13/16"	1.38"
Mercury	Marauder	2003-2004	3874	Acorn Bulge	Ch	1/2 X 20	13/16"	1.50"
Mercury	Marauder	2003-2004	6143	Long MAG w/Washer Lock Nut Use With 3816	Ch	1/2 X 20	Locking Nut	1.50"
Mercury	Mariner	2007-2010	3838	Open Bulge	Ch	12MM X 1.50	19MM	21MM
Mercury	Mariner	2005-2010	3840	Zinc Retainer Wheel Cover Nut	Zi	12MM X 1.50	19MM	28MM
Mercury	Mariner	2006-2011	6112	Acorn Bulge	Ch	12MM X 1.50	19MM	39MM
Mercury	Mariner	2007-2010	6117	Dome Top Bulge Retainer	Ch	12MM X 1.50	19MM	35MM
Mercury	Mariner	2007-2010	6146	Short MAG w/Washer	Ch	12MM X 1.50	21MM	42MM
Mercury	Milán	2007-2010	3828	Chrome Acorn	Ch	12MM X 1.50	21MM	35MM
Mercury	Milán	2006-2011	3844	Open Bulge	Zi	12MM X 1.50	19MM	23MM
Mercury	Milán	2007-2011	6112	Acorn Bulge	Ch	12MM X 1.50	19MM	39MM
Mercury	Milán	2007-2010	6117	Dome Top Bulge Retainer	Ch	12MM X 1.50	19MM	35MM
Mercury	Milán	2010-2011	6121	Chrome Retainer Wheel Cover Nut	Ch	12MM X 1.50	19MM	37MM
Mercury	Milán	2007-2010	6146	Short MAG w/Washer	Ch	12MM X 1.50	21MM	42MM
Mercury	Montego	2005-2007	3814	Short MAG w/Washer	Ch	1/2 X 20	13/16"	1.46"
Mercury	Montego	2005-2007	3816	Long MAG w/Washer	Ch	1/2 X 20	13/16"	1.67"
Mercury	Montego	2006-2007	3825	Duplex Acorn	Ch	1/2 X 20	7/8"	1.85"
Mercury	Montego	2005-2006	3852	Dome Top Bulge	Ch	1/2 X 20	3/4"	1.57"
Mercury	Montego	2005-2007	3870	Acorn Bulge	Ch	1/2 X 20	13/16"	1.38"
Mercury	Montego	2005-2007	6143	Long MAG w/Washer Lock Nut Use With 3816	ch	1/2 X 20	Locking Nut	1.50"
Mercury	Monterey	2004-2007	3814	Short MAG w/Washer	Ch	1/2 X 20	13/16"	1.46"
Mercury	Monterey	2004-2007	3816	Long MAG w/Washer	Ch	1/2 X 20	13/16"	1.67"
Mercury	Monterey	2004-2007	3825	Duplex Acorn	Ch	1/2 X 20	7/8"	1.85"
Mercury	Monterey	2004-2006	3852	Dome Top Bulge	Ch	1/2 X 20	3/4"	1.57"
Mercury	Monterey	2004-2007	3870	Acorn Bulge	Ch	1/2 X 20	13/16"	1.38"
Mercury	Monterey	2004-2006	6115	Chrome Dome Top	Ch	1/2 X 20	13/16"	1.50"
Mercury	Monterey	2004-2007	6143	Long MAG w/Washer Lock Nut Use With 3816	Ch	1/2 X 20	Locking Nut	1.50"
Mercury	Mountaineer	2002-2010	3807	Acorn Bulge	Ch	1/2 X 20	3/4"	1.37"
Mercury	Mountaineer	2007-2009	3814	Short MAG w/Washer	Ch	1/2 X 20	13/16"	1.46"
Mercury	Mountaineer	2000-2005	3816	Long MAG w/Washer	Ch	1/2 X 20	13/16"	1.67"
Mercury	Mountaineer	2007-2010	3816	Long MAG w/Washer	Ch	1/2 X 20	13/16"	1.67"

MERCURY - MITSUBISHI

MAKE	MODEL	YEAR	PART #	STYLE	FINISH	THREAD	HEX	LENGTH
Mercury	Mountaineer	2005-2007	3824	Open Bulge	Ch	1/2 X 20	3/4"	0.82"
Mercury	Mountaineer	2002-2010	3852	Dome Top Bulge	Ch	1/2 X 20	3/4"	1.57"
Mercury	Mountaineer	2000	3859	Wheel Cover Retainer	Zi	1/2 X 20	3/4"	1.25"
Mercury	Mountaineer	2000-2001	3859	Wheel Cover Retainer	Zi	1/2 X 20	3/4"	1.25"
Mercury	Mountaineer	2001-2002	3859	Wheel Cover Retainer	Zi	1/2 X 20	3/4"	1.25"
Mercury	Mountaineer	2002-2003	3859	Wheel Cover Retainer	Zi	1/2 X 20	3/4"	1.25"
Mercury	Mountaineer	2003-2004	3859	Wheel Cover Retainer	Zi	1/2 X 20	3/4"	1.25"
Mercury	Mountaineer	2004-2005	3859	Wheel Cover Retainer	Zi	1/2 X 20	3/4"	1.25"
Mercury	Mountaineer	2005-2006	3859	Wheel Cover Retainer	Zi	1/2 X 20	3/4"	1.25"
Mercury	Mountaineer	2006-2007	3859	Wheel Cover Retainer	Zi	1/2 X 20	3/4"	1.25"
Mercury	Mountaineer	2007-2008	3859	Wheel Cover Retainer	Zi	1/2 X 20	3/4"	1.25"
Mercury	Mountaineer	2008-2009	3859	Wheel Cover Retainer	Zi	1/2 X 20	3/4"	1.25"
Mercury	Mountaineer	2009-2010	3859	Wheel Cover Retainer	Zi	1/2 X 20	3/4"	1.25"
Mercury	Mountaineer	2000-2005	3870	Acorn Bulge	Ch	1/2 X 20	13/16"	1.38"
Mercury	Mountaineer	2007-2010	3870	Acorn Bulge	Ch	1/2 X 20	13/16"	1.38"
Mercury	Mountaineer	2000-2005	6143	Long MAG w/Washer Lock Nut Use With 3816	Ch	1/2 X 20	Locking Nut	1.50"
Mercury	Mountaineer	2007-2010	6143	Long MAG w/Washer Lock Nut Use With 3816	Ch	1/2 X 20	Locking Nut	1.50"
Mercury	Mystique	2000	3828	Chrome Acorn	Ch	12MM X 1.50	21MM	35MM
Mercury	Mystique	2000	3844	Open Bulge	Zi	12MM X 1.50	19MM	23MM
Mercury	Mystique	2000	3845	Chrome Dome Top	Ch	12MM X 1.50	19MM	37MM
Mercury	Sable	2008	3804	Open Standard	Zi	12MM X 1.50	19MM	16MM
Mercury	Sable	2008	3814	Short MAG w/Washer	Ch	1/2 X 20	13/16"	1.46"
Mercury	Sable	2008-2009	3815	Short MAG w/Washer	Ch	12MM X 1.25	21MM	37MM
Mercury	Sable	2008	3816	Long MAG w/Washer	Ch	1/2 X 20	13/16"	1.67"
Mercury	Sable	2008-2009	3824	Open Bulge	Ch	1/2 X 20	3/4"	0.82"
Mercury	Sable	2008	3825	Duplex Acorn	Ch	1/2 X 20	7/8"	1.85"
Mercury	Sable	2008	3826	Long Duplex MAG w/Washer	Ch	1/2 X 20	7/8"	1.84"
Mercury	Sable	2000-2005	3844	Open Bulge	Zi	12MM X 1.50	19MM	23MM
Mercury	Sable	2000-2005	3845	Chrome Dome Top	Ch	12MM X 1.50	19MM	37MM
Mercury	Sable	2008-2009	3870	Acorn Bulge	Ch	1/2 X 20	13/16"	1.38"
Mercury	Sable	2008	6143	Long MAG w/Washer Lock Nut Use With 3816	Ch	1/2 X 20	Locking Nut	1.50"
Mercury	Villager	2000-2002	3801	Open Standard	Zi	12MM X 1.25	21MM	16MM
Mercury	Villager	2000-2002	3813	Dome Top Acorn	Ch	12MM X 1.25	21MM	35MM
Mercury	Villager	2000-2002	3815	Short MAG w/Washer	Ch	12MM X 1.25	21MM	37MM
Mercury	Villager	2000-2002	3831	Dome Top Acorn Bulge	Ch	12MM X 1.25	21MM	35MM
Mercury	Villager	2000-2002	3836	Long MAG w/Abs	Ch	12MM X 1.25	21MM	42MM
Mitsubishi	Diamante	2000-2004	3828	Chrome Acorn	Ch	12MM X 1.50	21MM	35MM
Mitsubishi	Diamante	2000-2004	3848	Open Bulge	Zi	12MM X 1.50	21MM	16MM
Mitsubishi	Diamante	2000-2004	3861	Chrome Acorn	Ch	12MM X 1.50	21MM	38MM
Mitsubishi	Diamante	2000-2003	6146	Short MAG w/Washer	Ch	12MM X 1.50	21MM	42MM
Mitsubishi	Eclipse Cross	2020-2021	3861	Chrome Acorn	Ch	12MM X 1.50	21MM	38MM
Mitsubishi	Eclipse Cross	2018-2019	6101	Chrome Retainer Wheel Cover Nut	Ch	12MM X 1.50	19MM	37MM
Mitsubishi	Eclipse	2000-2012	3828	Chrome Acorn	Ch	12MM X 1.50	21MM	35MM
Mitsubishi	Eclipse	2007-2010	3838	Open Bulge	Ch	12MM X 1.50	19MM	21MM
Mitsubishi	Eclipse	2000-2012	3848	Open Bulge	Zi	12MM X 1.50	21MM	16MM
Mitsubishi	Eclipse	2000-2012	3861	Chrome Acorn	Ch	12MM X 1.50	21MM	38MM
Mitsubishi	Eclipse	2000-2012	6101	Chrome Retainer Wheel Cover Nut	Ch	12MM X 1.50	19MM	37MM
Mitsubishi	Eclipse	2007-2010	6117	Dome Top Bulge Retainer	Ch	12MM X 1.50	19MM	35MM
Mitsubishi	Eclipse	2000-2010	6146	Short MAG w/Washer	Ch	12MM X 1.50	21MM	42MM
Mitsubishi	Endeavor	2007-2010	3828	Chrome Acorn	Ch	12MM X 1.50	21MM	35MM
Mitsubishi	Endeavor	2007-2010	3838	Open Bulge	Ch	12MM X 1.50	19MM	21MM
Mitsubishi	Endeavor	2004-2011	3861	Chrome Acorn	Ch	12MM X 1.50	21MM	38MM
Mitsubishi	Endeavor	2005-2011	6101	Chrome Retainer Wheel Cover Nut	Ch	12MM X 1.50	19MM	37MM
Mitsubishi	Endeavor	2007-2008	6117	Dome Top Bulge Retainer	Ch	12MM X 1.50	19MM	35MM
Mitsubishi	Endeavor	2007-2010	6146	Short MAG w/Washer	Ch	12MM X 1.50	21MM	42MM
Mitsubishi	Galant	2000-2012	3828	Chrome Acorn	Ch	12MM X 1.50	21MM	35MM
Mitsubishi	Galant	2007-2011	3838	Open Bulge	Ch	12MM X 1.50	19MM	21MM
Mitsubishi	Galant	2000-2012	3848	Open Bulge	Zi	12MM X 1.50	21MM	16MM
Mitsubishi	Galant	2000-2012	3861	Chrome Acorn	Ch	12MM X 1.50	21MM	38MM
Mitsubishi	Galant	2000-2012	6101	Chrome Retainer Wheel Cover Nut	Ch	12MM X 1.50	19MM	37MM
Mitsubishi	Galant	2007-2011	6117	Dome Top Bulge Retainer	Ch	12MM X 1.50	19MM	35MM
Mitsubishi	Galant	2000-2003	6146	Short MAG w/Washer	Ch	12MM X 1.50	21MM	42MM
Mitsubishi	Galant	2007-2011	6146	Short MAG w/Washer	Ch	12MM X 1.50	21MM	42MM
Mitsubishi	i-MiEV	2012	3848	Open Bulge	Zi	12MM X 1.50	21MM	16MM
Mitsubishi	i-MiEV	2014	3848	Open Bulge	Zi	12MM X 1.50	21MM	16MM
Mitsubishi	L200 (Mexico)	2020-2022	3861	Chrome Acorn	Ch	12MM X 1.50	21MM	38MM
Mitsubishi	Lancer	2002-2015	3828	Chrome Acorn	Ch	12MM X 1.50	21MM	35MM
Mitsubishi	Lancer	2007-2011	3838	Open Bulge	Ch	12MM X 1.50	19MM	21MM

MAKE	MODEL	YEAR	PART #	STYLE	FINISH	THREAD	HEX	LENGTH
Mitsubishi	Lancer	2002-2015	3848	Open Bulge	Zi	12MM X 1.50	21MM	16MM
Mitsubishi	Lancer	2007-2017	3861	Chrome Acorn	Ch	12MM X 1.50	21MM	38MM
Mitsubishi	Lancer	2002-2006	3869	Chrome Acorn	Ch	12MM X 1.50	21MM	26MM
Mitsubishi	Lancer	2002-2017	6101	Chrome Retainer Wheel Cover Nut	Ch	12MM X 1.50	19MM	37MM
Mitsubishi	Lancer	2007-2011	6117	Dome Top Bulge Retainer	Ch	12MM X 1.50	19MM	35MM
Mitsubishi	Lancer	2007-2011	6146	Short MAG w/Washer	Ch	12MM X 1.50	21MM	42MM
Mitsubishi	Mirage G4	2020-2022	3848	Open Bulge	Zi	12MM X 1.50	21MM	16MM
Mitsubishi	Mirage	2000-2002	3848	Open Bulge	Zi	12MM X 1.50	21MM	16MM
Mitsubishi	Mirage	2014-2020	3848	Open Bulge	Zi	12MM X 1.50	21MM	16MM
Mitsubishi	Mirage	2020-2022	3848	Open Bulge	Zi	12MM X 1.50	21MM	16MM
Mitsubishi	Mirage	2000-2002	3869	Chrome Acorn	Ch	12MM X 1.50	21MM	26MM
Mitsubishi	Montero Sport (Mexico)	2020-2022	3861	Chrome Acorn	Ch	12MM X 1.50	21MM	38MM
Mitsubishi	Montero Sport	2000-2004	3861	Chrome Acorn	Ch	12MM X 1.50	21MM	38MM
Mitsubishi	Montero Sport	2000-2004	3869	Chrome Acorn	Ch	12MM X 1.50	21MM	26MM
Mitsubishi	Montero Sport	2001-2004	6101	Chrome Retainer Wheel Cover Nut	Ch	12MM X 1.50	19MM	37MM
Mitsubishi	Montero Sport	2000	6140	Chrome MAG	Ch	12MM X 1.50	21MM	36MM
Mitsubishi	Montero	2000-2006	3861	Chrome Acorn	Ch	12MM X 1.50	21MM	38MM
Mitsubishi	Montero	2000	3869	Chrome Acorn	Ch	12MM X 1.50	21MM	26MM
Mitsubishi	Montero	2001-2005	6101	Chrome Retainer Wheel Cover Nut	Ch	12MM X 1.50	19MM	37MM
Mitsubishi	Montero	2000	6146	Short MAG w/Washer	Ch	12MM X 1.50	21MM	42MM
Mitsubishi	Outlander (Mexico)	2021	3861	Chrome Acorn	Ch	12MM X 1.50	21MM	38MM
Mitsubishi	Outlander PHEV	2020-2022	3861	Chrome Acorn	Ch	12MM X 1.50	21MM	38MM
Mitsubishi	Outlander PHEV	2018	6101	Chrome Retainer Wheel Cover Nut	Ch	12MM X 1.50	19MM	37MM
Mitsubishi	Outlander Sport	2011-2015	3848	Open Bulge	Zi	12MM X 1.50	21MM	16MM
Mitsubishi	Outlander Sport	2011-2017	3861	Chrome Acorn	Ch	12MM X 1.50	21MM	38MM
Mitsubishi	Outlander Sport	2020-2022	3861	Chrome Acorn	Ch	12MM X 1.50	21MM	38MM
Mitsubishi	Outlander Sport	2011-2018	6101	Chrome Retainer Wheel Cover Nut	Ch	12MM X 1.50	19MM	37MM
Mitsubishi	Outlander	2007-2011	3838	Open Bulge	Ch	12MM X 1.50	19MM	21MM
Mitsubishi	Outlander	2011-2015	3848	Open Bulge	Zi	12MM X 1.50	21MM	16MM
Mitsubishi	Outlander	2003-2017	3861	Chrome Acorn	Ch	12MM X 1.50	21MM	38MM
Mitsubishi	Outlander	2020	3861	Chrome Acorn	Ch	12MM X 1.50	21MM	38MM
Mitsubishi	Outlander	2022	3861	Chrome Acorn	Ch	12MM X 1.50	21MM	38MM
Mitsubishi	Outlander	2003-2006	3869	Chrome Acorn	Ch	12MM X 1.50	21MM	26MM
Mitsubishi	Outlander	2003-2018	6101	Chrome Retainer Wheel Cover Nut	Ch	12MM X 1.50	19MM	37MM
Mitsubishi	Outlander	2007-2011	6117	Dome Top Bulge Retainer	Ch	12MM X 1.50	19MM	35MM
Mitsubishi	Outlander	2007-2011	6146	Short MAG w/Washer	Ch	12MM X 1.50	21MM	42MM
Mitsubishi	Raider	2006-2009	3851	Acorn Bulge	Ch	9/16 X 18	7/8"	1.50"
Mitsubishi	Raider	2006-2008	3861	Chrome Acorn	Ch	12MM X 1.50	21MM	38MM
Mitsubishi	RVR	2020-2022	3848	Open Bulge	Zi	12MM X 1.50	21MM	16MM
Mitsubishi	RVR	2011-2017	3861	Chrome Acorn	Ch	12MM X 1.50	21MM	38MM
Mitsubishi	RVR	2020-2022	3861	Chrome Acorn	Ch	12MM X 1.50	21MM	38MM
Mitsubishi	RVR	2011-2018	6101	Chrome Retainer Wheel Cover Nut	Ch	12MM X 1.50	19MM	37MM
Mitsubishi	Xpander (Mexico)	2022	3861	Chrome Acorn	Ch	12MM X 1.50	21MM	38MM
Nissan	350Z	2003-2009	3813	Dome Top Acorn	Ch	12MM X 1.25	21MM	35MM
Nissan	350Z	2003-2009	3815	Short MAG w/Washer	Ch	12MM X 1.25	21MM	37MM
Nissan	350Z	2003-2009	3836	Long MAG w/Abs	Ch	12MM X 1.25	21MM	42MM
Nissan	350Z	2003-2009	3881	Acorn Bulge	Ch	14MM X 2.0	19MM	50MM
Nissan	350Z	2003-2009	6136	Chrome Acorn	Ch	12MM X 1.25	21MM	42MM
Nissan	370Z	2010	3813	Dome Top Acorn	Ch	12MM X 1.25	21MM	35MM
Nissan	370Z	2012	3813	Dome Top Acorn	Ch	12MM X 1.25	21MM	35MM
Nissan	370Z	2009-2013	3815	Short MAG w/Washer	Ch	12MM X 1.25	21MM	37MM
Nissan	370Z	2010	3831	Dome Top Acorn Bulge	Ch	12MM X 1.25	21MM	35MM
Nissan	370Z	2012	3831	Dome Top Acorn Bulge	Ch	12MM X 1.25	21MM	35MM
Nissan	370Z	2010	3836	Long MAG w/Abs	Ch	12MM X 1.25	21MM	42MM
Nissan	370Z	2012	3836	Long MAG w/Abs	Ch	12MM X 1.25	21MM	42MM
Nissan	370Z	2009-2013	3885	Short MAG w/Washer	Ch	12MM X 1.25	21MM	38MM
Nissan	370Z	2015	3885	Short MAG w/Washer	Ch	12MM X 1.25	21MM	38MM
Nissan	370Z	2009-2015	3894	Chrome Dome Top	Ch	12MM X 1.25	21MM	36MM
Nissan	370Z	2009-2013	6144	Short Locking MAG w/Washer	Ch	12MM X 1.25	Locking Nut	36MM
Nissan	370Z	2015	6144	Short Locking MAG w/Washer	Ch	12MM X 1.25	Locking Nut	36MM
Nissan	Altima	2000-2001	3801	Open Standard	Zi	12MM X 1.25	21MM	16MM
Nissan	Altima	2000-2012	3813	Dome Top Acorn	Ch	12MM X 1.25	21MM	35MM
Nissan	Altima	2000-2012	3815	Short MAG w/Washer	Ch	12MM X 1.25	21MM	37MM
Nissan	Altima	2000-2012	3831	Dome Top Acorn Bulge	Ch	12MM X 1.25	21MM	35MM
Nissan	Altima	2000-2011	3836	Long MAG w/Abs	Ch	12MM X 1.25	21MM	42MM
Nissan	Altima	2000-2018	3850	Dome Top Acorn	Ch	12MM X 1.25	21MM	29MM
Nissan	Altima	2002-2012	3881	Acorn Bulge	Ch	14MM X 2.0	19MM	50MM
Nissan	Altima	2002-2012	3894	Chrome Dome Top	Ch	12MM X 1.25	21MM	36MM

NISSAN

MAKE	MODEL	YEAR	PART #	STYLE	FINISH	THREAD	HEX	LENGTH
Nissan	Armada	2005-2010	3813	Dome Top Acorn	Ch	12MM X 1.25	21MM	35MM
Nissan	Armada	2005-2010	3815	Short MAG w/Washer	Ch	12MM X 1.25	21MM	37MM
Nissan	Armada	2005-2009	3831	Dome Top Acorn Bulge	Ch	12MM X 1.25	21MM	35MM
Nissan	Armada	2005-2010	3836	Long MAG w/Abs	Ch	12MM X 1.25	21MM	42MM
Nissan	Armada	2012	3836	Long MAG w/Abs	Ch	12MM X 1.25	21MM	42MM
Nissan	Armada	2005-2015	3850	Dome Top Acorn	Ch	12MM X 1.25	21MM	29MM
Nissan	Cube	2009-2012	3813	Dome Top Acorn	Ch	12MM X 1.25	21MM	35MM
Nissan	Cube	2009-2012	3815	Short MAG w/Washer	Ch	12MM X 1.25	21MM	37MM
Nissan	Cube	2009-2012	3831	Dome Top Acorn Bulge	Ch	12MM X 1.25	21MM	35MM
Nissan	Cube	2009-2012	3836	Long MAG w/Abs	Ch	12MM X 1.25	21MM	42MM
Nissan	Cube	2009-2014	3850	Dome Top Acorn	Ch	12MM X 1.25	21MM	29MM
Nissan	Cube	2009-2014	3881	Acorn Bulge	Ch	14MM X 2.0	19MM	50MM
Nissan	Frontier	2005-2010	3813	Dome Top Acorn	Ch	12MM X 1.25	21MM	35MM
Nissan	Frontier	2012	3813	Dome Top Acorn	Ch	12MM X 1.25	21MM	35MM
Nissan	Frontier	2000-2010	3815	Short MAG w/Washer	Ch	12MM X 1.25	21MM	37MM
Nissan	Frontier	2005-2010	3831	Dome Top Acorn Bulge	Ch	12MM X 1.25	21MM	35MM
Nissan	Frontier	2012	3831	Dome Top Acorn Bulge	Ch	12MM X 1.25	21MM	35MM
Nissan	Frontier	2000-2012	3836	Long MAG w/Abs	Ch	12MM X 1.25	21MM	42MM
Nissan	Frontier	2000-2018	3850	Dome Top Acorn	Ch	12MM X 1.25	21MM	29MM
Nissan	Frontier	2021	3850	Dome Top Acorn	Ch	12MM X 1.25	21MM	29MM
Nissan	Frontier	2021	3850	Dome Top Acorn	Ch	12MM X 1.25	21MM	29MM
Nissan	Frontier	2021	3850	Dome Top Acorn	Ch	12MM X 1.25	21MM	29MM
Nissan	Frontier	2005-2012	3881	Acorn Bulge	Ch	14MM X 2.0	19MM	50MM
Nissan	Frontier	2002-2017	3894	Chrome Dome Top	Ch	12MM X 1.25	21MM	36MM
Nissan	Frontier	2006-2010	6136	Chrome Acorn	Ch	12MM X 1.25	21MM	42MM
Nissan	GT-R	2009-2010	3813	Dome Top Acorn	Ch	12MM X 1.25	21MM	35MM
Nissan	GT-R	2012	3813	Dome Top Acorn	Ch	12MM X 1.25	21MM	35MM
Nissan	GT-R	2009-2010	3815	Short MAG w/Washer	Ch	12MM X 1.25	21MM	37MM
Nissan	GT-R	2012	3815	Short MAG w/Washer	Ch	12MM X 1.25	21MM	37MM
Nissan	GT-R	2009-2010	3831	Dome Top Acorn Bulge	Ch	12MM X 1.25	21MM	35MM
Nissan	GT-R	2012	3831	Dome Top Acorn Bulge	Ch	12MM X 1.25	21MM	35MM
Nissan	GT-R	2009-2015	3836	Long MAG w/Abs	Ch	12MM X 1.25	21MM	42MM
Nissan	GT-R	2009-2015	3850	Dome Top Acorn	Ch	12MM X 1.25	21MM	29MM
Nissan	GT-R	2020	3850	Dome Top Acorn	Ch	12MM X 1.25	21MM	29MM
Nissan	GT-R	2020-2021	3850	Dome Top Acorn	Ch	12MM X 1.25	21MM	29MM
Nissan	GT-R	2009-2015	3881	Acorn Bulge	Ch	14MM X 2.0	19MM	50MM
Nissan	Juke	2011-2012	3813	Dome Top Acorn	Ch	12MM X 1.25	21MM	35MM
Nissan	Juke	2011-2012	3815	Short MAG w/Washer	Ch	12MM X 1.25	21MM	37MM
Nissan	Juke	2011-2012	3831	Dome Top Acorn Bulge	Ch	12MM X 1.25	21MM	35MM
Nissan	Juke	2011-2015	3836	Long MAG w/Abs	Ch	12MM X 1.25	21MM	42MM
Nissan	Juke	2011-2015	3850	Dome Top Acorn	Ch	12MM X 1.25	21MM	29MM
Nissan	Juke	2011-2015	3881	Acorn Bulge	Ch	14MM X 2.0	19MM	50MM
Nissan	Kicks	2018	3850	Dome Top Acorn	Ch	12MM X 1.25	21MM	29MM
Nissan	Leaf	2011-2013	3813	Dome Top Acorn	Ch	12MM X 1.25	21MM	35MM
Nissan	Leaf	2011-2012	3815	Short MAG w/Washer	Ch	12MM X 1.25	21MM	37MM
Nissan	Leaf	2011-2012	3831	Dome Top Acorn Bulge	Ch	12MM X 1.25	21MM	35MM
Nissan	Leaf	2011-2013	3836	Long MAG w/Abs	Ch	12MM X 1.25	21MM	42MM
Nissan	Leaf	2014-2019	3850	Dome Top Acorn	Ch	12MM X 1.25	21MM	29MM
Nissan	Leaf	2011-2013	3881	Acorn Bulge	Ch	14MM X 2.0	19MM	50MM
Nissan	Maxima (Mexico)	2015	3894	Chrome Dome Top	Ch	12MM X 1.25	21MM	36MM
Nissan	Maxima	2000-2001	3801	Open Standard	Zi	12MM X 1.25	21MM	16MM
Nissan	Maxima	2009-2014	3801	Open Standard	Zi	12MM X 1.25	21MM	16MM
Nissan	Maxima	2000-2008	3813	Dome Top Acorn	Ch	12MM X 1.25	21MM	35MM
Nissan	Maxima	2012	3813	Dome Top Acorn	Ch	12MM X 1.25	21MM	35MM
Nissan	Maxima	2012	3815	Short MAG w/Washer	Ch	12MM X 1.25	21MM	37MM
Nissan	Maxima	2000-2008	3831	Dome Top Acorn Bulge	Ch	12MM X 1.25	21MM	35MM
Nissan	Maxima	2012	3831	Dome Top Acorn Bulge	Ch	12MM X 1.25	21MM	35MM
Nissan	Maxima	2000-2008	3836	Long MAG w/Abs	Ch	12MM X 1.25	21MM	42MM
Nissan	Maxima	2012	3836	Long MAG w/Abs	Ch	12MM X 1.25	21MM	42MM
Nissan	Maxima	2000-2014	3850	Dome Top Acorn	Ch	12MM X 1.25	21MM	29MM
Nissan	Maxima	2000-2008	3881	Acorn Bulge	Ch	14MM X 2.0	19MM	50MM
Nissan	Maxima	2012	3881	Acorn Bulge	Ch	14MM X 2.0	19MM	50MM
Nissan	Maxima	2012-2013	3885	Short MAG w/Washer	Ch	12MM X 1.25	21MM	38MM
Nissan	Maxima	2016-2017	3885	Short MAG w/Washer	Ch	12MM X 1.25	21MM	38MM
Nissan	Maxima	2012-2014	3894	Chrome Dome Top	Ch	12MM X 1.25	21MM	36MM
Nissan	Maxima	2016-2020	3894	Chrome Dome Top	Ch	12MM X 1.25	21MM	36MM
Nissan	Maxima	2022	3894	Chrome Dome Top	Ch	12MM X 1.25	21MM	36MM

MAKE	MODEL	YEAR	PART #	STYLE	FINISH	THREAD	HEX	LENGTH
Nissan	Maxima	2012-2013	6144	Short Locking MAG w/Washer	Ch	12MM X 1.25	Locking Nut	36MM
Nissan	Micra	2005-2007	3836	Long MAG w/Abs	Ch	12MM X 1.25	21MM	42MM
Nissan	Micra	2015-2017	3836	Long MAG w/Abs	Ch	12MM X 1.25	21MM	42MM
Nissan	Murano	2003-2005	3801	Open Standard	Zi	12MM X 1.25	21MM	16MM
Nissan	Murano	2003-2014	3813	Dome Top Acorn	Ch	12MM X 1.25	21MM	35MM
Nissan	Murano	2003-2007	3831	Dome Top Acorn Bulge	Ch	12MM X 1.25	21MM	35MM
Nissan	Murano	2009-2012	3831	Dome Top Acorn Bulge	Ch	12MM X 1.25	21MM	35MM
Nissan	Murano	2003-2019	3836	Long MAG w/Abs	Ch	12MM X 1.25	21MM	42MM
Nissan	Murano	2015-2017	3850	Dome Top Acorn	Ch	12MM X 1.25	21MM	29MM
Nissan	Murano	2003-2014	3881	Acorn Bulge	Ch	14MM X 2.0	19MM	50MM
Nissan	Murano	2019-2020	3894	Chrome Dome Top	Ch	12MM X 1.25	21MM	36MM
Nissan	Murano	2022	3894	Chrome Dome Top	Ch	12MM X 1.25	21MM	36MM
Nissan	NP300 (Mexico)	2020-2022	3801	Open Standard	Zi	12MM X 1.25	21MM	16MM
Nissan	NP300 (Mexico)	2020-2021	3850	Dome Top Acorn	Ch	12MM X 1.25	21MM	29MM
Nissan	NP300 Frontier (Mexico)	2020	3850	Dome Top Acorn	Ch	12MM X 1.25	21MM	29MM
Nissan	NV350 Urvan (Mexico)	2020-2022	3801	Open Standard	Zi	12MM X 1.25	21MM	16MM
Nissan	NV350 Urvan (Mexico)	2020-2022	3850	Dome Top Acorn	Ch	12MM X 1.25	21MM	29MM
Nissan	Pathfinder	2000-2004	3801	Open Standard	Zi	12MM X 1.25	21MM	16MM
Nissan	Pathfinder	2000-2010	3813	Dome Top Acorn	Ch	12MM X 1.25	21MM	35MM
Nissan	Pathfinder	2002-2005	3831	Dome Top Acorn Bulge	Ch	12MM X 1.25	21MM	35MM
Nissan	Pathfinder	2007-2010	3831	Dome Top Acorn Bulge	Ch	12MM X 1.25	21MM	35MM
Nissan	Pathfinder	2000-2010	3836	Long MAG w/Abs	Ch	12MM X 1.25	21MM	42MM
Nissan	Pathfinder	2000-2016	3850	Dome Top Acorn	Ch	12MM X 1.25	21MM	29MM
Nissan	Pathfinder	2000-2013	3881	Acorn Bulge	Ch	14MM X 2.0	19MM	50MM
Nissan	Pathfinder	2016-2017	3885	Short MAG w/Washer	Ch	12MM X 1.25	21MM	38MM
Nissan	Pathfinder	2007-2010	3894	Chrome Dome Top	Ch	12MM X 1.25	21MM	36MM
Nissan	Pathfinder	2017-2020	3894	Chrome Dome Top	Ch	12MM X 1.25	21MM	36MM
Nissan	Pathfinder	2022	3894	Chrome Dome Top	Ch	12MM X 1.25	21MM	36MM
Nissan	Pathfinder	2000-2006	6136	Chrome Acorn	Ch	12MM X 1.25	21MM	42MM
Nissan	Pickup	2000-2010	3801	Open Standard	Zi	12MM X 1.25	21MM	16MM
Nissan	Pickup	2000-2010	3850	Dome Top Acorn	Ch	12MM X 1.25	21MM	29MM
Nissan	Qashqai	2017-2018	3801	Open Standard	Zi	12MM X 1.25	21MM	16MM
Nissan	Qashqai	2020-2022	3801	Open Standard	Zi	12MM X 1.25	21MM	16MM
Nissan	Qashqai	2017-2018	3850	Dome Top Acorn	Ch	12MM X 1.25	21MM	29MM
Nissan	Quest	2000-2002	3801	Open Standard	Zi	12MM X 1.25	21MM	16MM
Nissan	Quest	2004-2009	3801	Open Standard	Zi	12MM X 1.25	21MM	16MM
Nissan	Quest	2011-2015	3801	Open Standard	Zi	12MM X 1.25	21MM	16MM
Nissan	Quest	2000-2002	3813	Dome Top Acorn	Ch	12MM X 1.25	21MM	35MM
Nissan	Quest	2004-2008	3813	Dome Top Acorn	Ch	12MM X 1.25	21MM	35MM
Nissan	Quest	2004-2009	3831	Dome Top Acorn Bulge	Ch	12MM X 1.25	21MM	35MM
Nissan	Quest	2012	3831	Dome Top Acorn Bulge	Ch	12MM X 1.25	21MM	35MM
Nissan	Quest	2000-2002	3836	Long MAG w/Abs	Ch	12MM X 1.25	21MM	42MM
Nissan	Quest	2004-2009	3836	Long MAG w/Abs	Ch	12MM X 1.25	21MM	42MM
Nissan	Quest	2011-2015	3836	Long MAG w/Abs	Ch	12MM X 1.25	21MM	42MM
Nissan	Quest	2000-2002	3881	Acorn Bulge	Ch	14MM X 2.0	19MM	50MM
Nissan	Quest	2004-2009	3881	Acorn Bulge	Ch	14MM X 2.0	19MM	50MM
Nissan	Quest	2011-2015	3881	Acorn Bulge	Ch	14MM X 2.0	19MM	50MM
Nissan	Quest	2004-2009	3894	Chrome Dome Top	Ch	12MM X 1.25	21MM	36MM
Nissan	Quest	2011	3894	Chrome Dome Top	Ch	12MM X 1.25	21MM	36MM
Nissan	Rogue Select	2014-2015	3881	Acorn Bulge	Ch	14MM X 2.0	19MM	50MM
Nissan	Rogue Sport	2017-2018	3801	Open Standard	Zi	12MM X 1.25	21MM	16MM
Nissan	Rogue Sport	2021	3801	Open Standard	Zi	12MM X 1.25	21MM	16MM
Nissan	Rogue Sport	2017	3850	Dome Top Acorn	Ch	12MM X 1.25	21MM	29MM
Nissan	Rogue Sport	2021	3850	Dome Top Acorn	Ch	12MM X 1.25	21MM	29MM
Nissan	Rogue	2014-2017	3801	Open Standard	Zi	12MM X 1.25	21MM	16MM
Nissan	Rogue	2017-2018	3801	Open Standard	Zi	12MM X 1.25	21MM	16MM
Nissan	Rogue	2021	3801	Open Standard	Zi	12MM X 1.25	21MM	16MM
Nissan	Rogue	2021-2022	3801	Open Standard	Zi	12MM X 1.25	21MM	16MM
Nissan	Rogue	2008-2015	3836	Long MAG w/Abs	Ch	12MM X 1.25	21MM	42MM
Nissan	Rogue	2013	3850	Dome Top Acorn	Ch	12MM X 1.25	21MM	29MM
Nissan	Rogue	2017-2018	3850	Dome Top Acorn	Ch	12MM X 1.25	21MM	29MM
Nissan	Rogue	2020	3850	Dome Top Acorn	Ch	12MM X 1.25	21MM	29MM
Nissan	Rogue	2020-2021	3850	Dome Top Acorn	Ch	12MM X 1.25	21MM	29MM
Nissan	Rogue	2021	3850	Dome Top Acorn	Ch	12MM X 1.25	21MM	29MM
Nissan	Rogue	2021	3850	Dome Top Acorn	Ch	12MM X 1.25	21MM	29MM
Nissan	Rogue	2021	3850	Dome Top Acorn	Ch	12MM X 1.25	21MM	29MM
Nissan	Rogue	2021	3850	Dome Top Acorn	Ch	12MM X 1.25	21MM	29MM
Nissan	Rogue	2021-2022	3850	Dome Top Acorn	Ch	12MM X 1.25	21MM	29MM
Nissan	Rogue	2022	3850	Dome Top Acorn	Ch	12MM X 1.25	21MM	29MM

NISSAN - OLDSMOBILE - PLYMOUTH - PONTIAC

MAKE	MODEL	YEAR	PART #	STYLE	FINISH	THREAD	HEX	LENGTH
Nissan	Rogue	2022	3850	Dome Top Acorn	Ch	12MM X 1.25	21MM	29MM
Nissan	Rogue	2008-2015	3881	Acorn Bulge	Ch	14MM X 2.0	19MM	50MM
Nissan	Sentra	2002-2017	3801	Open Standard	Zi	12MM X 1.25	21MM	16MM
Nissan	Sentra	2000-2012	3813	Dome Top Acorn	Ch	12MM X 1.25	21MM	35MM
Nissan	Sentra	2000-2012	3815	Short MAG w/Washer	Ch	12MM X 1.25	21MM	37MM
Nissan	Sentra	2000-2012	3831	Dome Top Acorn Bulge	Ch	12MM X 1.25	21MM	35MM
Nissan	Sentra	2000-2012	3836	Long MAG w/Abs	Ch	12MM X 1.25	21MM	42MM
Nissan	Sentra	2001-2018	3850	Dome Top Acorn	Ch	12MM X 1.25	21MM	29MM
Nissan	Sentra	2007-2013	3881	Acorn Bulge	Ch	14MM X 2.0	19MM	50MM
Nissan	Sentra	2007-2013	3894	Chrome Dome Top	Ch	12MM X 1.25	21MM	36MM
Nissan	Titan	2004-2012	3813	Dome Top Acorn	Ch	12MM X 1.25	21MM	35MM
Nissan	Titan	2004-2012	3815	Short MAG w/Washer	Ch	12MM X 1.25	21MM	37MM
Nissan	Titan	2004-2012	3831	Dome Top Acorn Bulge	Ch	12MM X 1.25	21MM	35MM
Nissan	Titan	2004-2012	3836	Long MAG w/Abs	Ch	12MM X 1.25	21MM	42MM
Nissan	Titan	2004-2010	3850	Dome Top Acorn	Ch	12MM X 1.25	21MM	29MM
Nissan	Titan	2012-2015	3850	Dome Top Acorn	Ch	12MM X 1.25	21MM	29MM
Nissan	Titan	2017-2018	3850	Dome Top Acorn	Ch	12MM X 1.25	21MM	29MM
Nissan	Titan	2004-2010	3881	Acorn Bulge	Ch	14MM X 2.0	19MM	50MM
Nissan	Titan	2004-2015	3894	Chrome Dome Top	Ch	12MM X 1.25	21MM	36MM
Nissan	Versa Note	2014-2017	3801	Open Standard	Zi	12MM X 1.25	21MM	16MM
Nissan	Versa Note	2014-2018	3850	Dome Top Acorn	Ch	12MM X 1.25	21MM	29MM
Nissan	Versa	2007-2017	3801	Open Standard	Zi	12MM X 1.25	21MM	16MM
Nissan	Versa	2007-2010	3813	Dome Top Acorn	Ch	12MM X 1.25	21MM	35MM
Nissan	Versa	2012	3813	Dome Top Acorn	Ch	12MM X 1.25	21MM	35MM
Nissan	Versa	2007-2012	3815	Short MAG w/Washer	Ch	12MM X 1.25	21MM	37MM
Nissan	Versa	2007-2012	3831	Dome Top Acorn Bulge	Ch	12MM X 1.25	21MM	35MM
Nissan	Versa	2007-2017	3836	Long MAG w/Abs	Ch	12MM X 1.25	21MM	42MM
Nissan	Versa	2007-2018	3850	Dome Top Acorn	Ch	12MM X 1.25	21MM	29MM
Nissan	Versa	2007-2017	3881	Acorn Bulge	Ch	14MM X 2.0	19MM	50MM
Nissan	Xterra	2000-2012	3813	Dome Top Acorn	Ch	12MM X 1.25	21MM	35MM
Nissan	Xterra	2000-2012	3815	Short MAG w/Washer	Ch	12MM X 1.25	21MM	37MM
Nissan	Xterra	2000-2012	3831	Dome Top Acorn Bulge	Ch	12MM X 1.25	21MM	35MM
Nissan	Xterra	2000-2012	3836	Long MAG w/Abs	Ch	12MM X 1.25	21MM	42MM
Nissan	Xterra	2000-2015	3850	Dome Top Acorn	Ch	12MM X 1.25	21MM	29MM
Nissan	Xterra	2000-2010	3881	Acorn Bulge	Ch	14MM X 2.0	19MM	50MM
Nissan	Xterra	2005-2015	3894	Chrome Dome Top	Ch	12MM X 1.25	21MM	36MM
Nissan	Xterra	2000-2007	6136	Chrome Acorn	Ch	12MM X 1.25	21MM	42MM
Nissan	X-Trail (Mexico)	2020	3850	Dome Top Acorn	Ch	12MM X 1.25	21MM	29MM
Oldsmobile	Alero	2000-2004	3844	Open Bulge	Zi	12MM X 1.50	19MM	23MM
Oldsmobile	Alero	2000-2004	3845	Chrome Dome Top	Ch	12MM X 1.50	19MM	37MM
Oldsmobile	Aurora	2001-2003	3844	Open Bulge	Zi	12MM X 1.50	19MM	23MM
Oldsmobile	Aurora	2001-2003	3845	Chrome Dome Top	Ch	12MM X 1.50	19MM	37MM
Oldsmobile	Aurora	2001-2003	3846	External Thread Solid Steel - Use 3865/7 Cap	Zi	12MM X 1.50	19MM	28MM
Oldsmobile	Bravada	2000-2004	3844	Open Bulge	Zi	12MM X 1.50	19MM	23MM
Oldsmobile	Bravada	2000-2004	3845	Chrome Dome Top	Ch	12MM X 1.50	19MM	37MM
Oldsmobile	Bravada	2000-2001	3846	External Thread Solid Steel - Use 3865/7 Cap	Zi	12MM X 1.50	19MM	28MM
Oldsmobile	Intrigue	2000-2002	3866	Black Plastic Cap	Blk	24MM X 2.0	22MM	45MM
Oldsmobile	Silhouette	2000-2004	3844	Open Bulge	Zi	12MM X 1.50	19MM	23MM
Oldsmobile	Silhouette	2000-2004	4683	External Thread	Zi	12MM X 1.50	19MM	31.25MM
Plymouth	Breeze	2000	3804	Open Standard	Zi	12MM X 1.50	19MM	16MM
Plymouth	Breeze	2000	3828	Chrome Acorn	Ch	12MM X 1.50	21MM	35MM
Plymouth	Breeze	2000	3844	Open Bulge	Zi	12MM X 1.50	19MM	23MM
Plymouth	Neon	2000-2001	3846	External Thread Solid Steel - Use 3865/7 Cap	Zi	12MM X 1.50	19MM	28MM
Plymouth	Neon	2000-2001	3847	Acorn Bulge Wire Wheel	Ch	12MM X 1.50	19MM	42MM
Plymouth	Prowler	2000-2001	3844	Open Bulge	Zi	12MM X 1.50	19MM	23MM
Plymouth	Voyager	2000	3804	Open Standard	Zi	12MM X 1.50	19MM	16MM
Plymouth	Voyager	2000	3840	Zinc Retainer Wheel Cover Nut	Zi	12MM X 1.50	19MM	28MM
Plymouth	Voyager	2000	3847	Acorn Bulge Wire Wheel	Ch	12MM X 1.50	19MM	42MM
Plymouth	Voyager	2000	3861	Chrome Acorn	Ch	12MM X 1.50	21MM	38MM
Pontiac (Mex)	Matiz	2004-2010	6132	Chrome Acorn Bulge	Ch	12MM X 1.25	17MM	28MM
Pontiac	Aztek	2001-2004	3845	Chrome Dome Top	Ch	12MM X 1.50	19MM	37MM
Pontiac	Aztek	2004-2005	3845	Chrome Dome Top	Ch	12MM X 1.50	19MM	37MM
Pontiac	Aztek	2005	3845	Chrome Dome Top	Ch	12MM X 1.50	19MM	37MM
Pontiac	Aztek	2001-2005	3866	Black Plastic Cap	Blk	24MM X 2.0	22MM	45MM
Pontiac	Aztek	2005	3877	Chrome Acorn Nut	Ch	12mm x 1.50	21mm	35mm
Pontiac	Aztek	2001-2005	4683	External Thread	Zi	12MM X 1.50	19MM	31.25MM
Pontiac	Bonneville	2000-2001	3844	Open Bulge	Zi	12MM X 1.50	19MM	23MM
Pontiac	Bonneville	2000-2001	3847	Acorn Bulge Wire Wheel	Ch	12MM X 1.50	19MM	42MM

MAKE	MODEL	YEAR	PART #	STYLE	FINISH	THREAD	HEX	LENGTH
Pontiac	Bonneville	2000-2005	3866	Black Plastic Cap	Blk	24MM X 2.0	22MM	45MM
Pontiac	Bonneville	2002-2005	4683	External Thread	Zi	12MM X 1.50	19MM	31.25MM
Pontiac	Firebird	2000-2002	3846	External Thread Solid Steel - Use 3865/7 Cap	Zi	12MM X 1.50	19MM	28MM
Pontiac	Firebird	2001	3865	Gray Plastic Cap	Gray	24MM X 2.0	19MM	33MM
Pontiac	Firebird	2001-2002	3866	Black Plastic Cap	Blk	24MM X 2.0	22MM	45MM
Pontiac	Firebird	2000-2002	4683	External Thread	Zi	12MM X 1.50	19MM	31.25MM
Pontiac	Firefly	2000	3846	External Thread Solid Steel - Use 3865/7 Cap	Zi	12MM X 1.50	19MM	28MM
Pontiac	Firefly	2000	4683	External Thread	Zi	12MM X 1.50	19MM	31.25MM
Pontiac	G3	2007-2010	3828	Chrome Acorn	Ch	12MM X 1.50	21MM	35MM
Pontiac	G3	2007-2010	3844	Open Bulge	Zi	12MM X 1.50	19MM	23MM
Pontiac	G3	2007-2010	3845	Chrome Dome Top	Ch	12MM X 1.50	19MM	37MM
Pontiac	G4 (Mexico)	2005-2006	3877	Chrome Acorn Nut	Ch	12mm x 1.50	21mm	35mm
Pontiac	G5	2007-2009	3828	Chrome Acorn	Ch	12MM X 1.50	21MM	35MM
Pontiac	G5	2007-2010	3844	Open Bulge	Zi	12MM X 1.50	19MM	23MM
Pontiac	G5	2007-2010	3846	External Thread Solid Steel - Use 3865/7 Cap	Zi	12MM X 1.50	19MM	28MM
Pontiac	G5	2007-2008	3865	Gray Plastic Cap	Gray	24MM X 2.0	19MM	33MM
Pontiac	G5	2007-2010	3877	Chrome Acorn Nut	Ch	12mm x 1.50	21mm	35mm
Pontiac	G5	2007-2009	6117	Dome Top Bulge Retainer	Ch	12MM X 1.50	19MM	35MM
Pontiac	G5	2007-2009	6146	Short MAG w/Washer	Ch	12MM X 1.50	21MM	42MM
Pontiac	G6 Base	2008-2009	3865	Gray Plastic Cap	Gray	24MM X 2.0	19MM	33MM
Pontiac	G6 Base	2008	3866	Black Plastic Cap	Blk	24MM X 2.0	22MM	45MM
Pontiac	G6 GT	2008	3865	Gray Plastic Cap	Gray	24MM X 2.0	19MM	33MM
Pontiac	G6 GT	2008-2009	3865	Gray Plastic Cap	Gray	24MM X 2.0	19MM	33MM
Pontiac	G6 GT	2009	3865	Gray Plastic Cap	Gray	24MM X 2.0	19MM	33MM
Pontiac	G6	2009-2010	3813	Dome Top Acorn	Ch	12MM X 1.25	21MM	35MM
Pontiac	G6	2008-2010	3815	Short MAG w/Washer	Ch	12MM X 1.25	21MM	37MM
Pontiac	G6	2005-2010	3828	Chrome Acorn	Ch	12MM X 1.50	21MM	35MM
Pontiac	G6	2007-2009	3831	Dome Top Acorn Bulge	Ch	12MM X 1.25	21MM	35MM
Pontiac	G6	2005-2010	3836	Long MAG w/Abs	Ch	12MM X 1.25	21MM	42MM
Pontiac	G6	2005-2010	3844	Open Bulge	Zi	12MM X 1.50	19MM	23MM
Pontiac	G6	2005-2010	3845	Chrome Dome Top	Ch	12MM X 1.50	19MM	37MM
Pontiac	G6	2005-2010	3846	External Thread Solid Steel - Use 3865/7 Cap	Zi	12MM X 1.50	19MM	28MM
Pontiac	G6	2007-2008	3865	Gray Plastic Cap	Gray	24MM X 2.0	19MM	33MM
Pontiac	G6	2008-2009	3865	Gray Plastic Cap	Gray	24MM X 2.0	19MM	33MM
Pontiac	G6	2009-2010	3865	Gray Plastic Cap	Gray	24MM X 2.0	19MM	33MM
Pontiac	G6	2005-2008	3866	Black Plastic Cap	Blk	24MM X 2.0	22MM	45MM
Pontiac	G6	2008	3866	Black Plastic Cap	Blk	24MM X 2.0	22MM	45MM
Pontiac	G6	2008	3866	Black Plastic Cap	Blk	24MM X 2.0	22MM	45MM
Pontiac	G6	2008	3866	Black Plastic Cap	Blk	24MM X 2.0	22MM	45MM
Pontiac	G6	2005-2008	3877	Chrome Acorn Nut	Ch	12mm x 1.50	21mm	35mm
Pontiac	G6	2007-2009	6117	Dome Top Bulge Retainer	Ch	12MM X 1.50	19MM	35MM
Pontiac	G6	2007-2009	6146	Short MAG w/Washer	Ch	12MM X 1.50	21MM	42MM
Pontiac	G8	2008-2009	3833	Acorn Bulge	Ch	14MM X 1.50	21MM	35MM
Pontiac	Grand Am	2000-2005	3845	Chrome Dome Top	Ch	12MM X 1.50	19MM	37MM
Pontiac	Grand Am	2000-2005	3846	External Thread Solid Steel - Use 3865/7 Cap	Zi	12MM X 1.50	19MM	28MM
Pontiac	Grand Am	2001-2005	3866	Black Plastic Cap	Blk	24MM X 2.0	22MM	45MM
Pontiac	Grand Am	2005	3877	Chrome Acorn Nut	Ch	12mm x 1.50	21mm	35mm
Pontiac	Grand Prix	2008	3828	Chrome Acorn	Ch	12MM X 1.50	21MM	35MM
Pontiac	Grand Prix	2000-2008	3845	Chrome Dome Top	Ch	12MM X 1.50	19MM	37MM
Pontiac	Grand Prix	2000-2008	3846	External Thread Solid Steel - Use 3865/7 Cap	Zi	12MM X 1.50	19MM	28MM
Pontiac	Grand Prix	2000-2008	3866	Black Plastic Cap	Blk	24MM X 2.0	22MM	45MM
Pontiac	Grand P rix	2005-2008	3877	Chrome Acorn Nut	Ch	12mm x 1.50	21mm	35mm
Pontiac	Grand Prix	2004-2008	6113	Acorn Bulge	Ch	12MM X 1.50	19MM	63MM
Pontiac	Grand Prix	2007-2008	6117	Dome Top Bulge Retainer	Ch	12MM X 1.50	19MM	35MM
Pontiac	Grand Prix	2007-2008	6146	Short MAG w/Washer	Ch	12MM X 1.50	21MM	42MM
Pontiac	GTO	2004-2006	3828	Chrome Acorn	Ch	12MM X 1.50	21MM	35MM
Pontiac	Montana	2003	3828	Chrome Acorn	Ch	12MM X 1.50	21MM	35MM
Pontiac	Montana	2003	3844	Open Bulge	Zi	12MM X 1.50	19MM	23MM
Pontiac	Montana	2000-2009	3845	Chrome Dome Top	Ch	12MM X 1.50	19MM	37MM
Pontiac	Montana	2000-2009	3846	External Thread Solid Steel - Use 3865/7 Cap	Zi	12MM X 1.50	19MM	28MM
Pontiac	Montana	2002-2006	3866	Black Plastic Cap	Blk	24MM X 2.0	22MM	45MM
Pontiac	Montana	2005-2008	3877	Chrome Acorn Nut	Ch	12mm x 1.50	21mm	35mm
Pontiac	Solstice	2007-2009	3828	Chrome Acorn	Ch	12MM X 1.50	21MM	35MM
Pontiac	Solstice	2007-2009	3832	Acorn Bulge	Ch	12MM X 1.50	21MM	35MM
Pontiac	Solstice	2007-2009	3838	Open Bulge	Ch	12MM X 1.50	19MM	21MM
Pontiac	Solstice	2007-2009	6117	Dome Top Bulge Retainer	Ch	12MM X 1.50	19MM	35MM
Pontiac	Solstice	2006-2009	6137	Chrome Acorn Bulge	Ch	12MM X 1.50	19MM	38MM
Pontiac	Solstice	2007-2009	6140	Chrome MAG	Ch	12MM X 1.50	21MM	36MM

PONTIAC - RAM - SAAB - SATURN

MAKE	MODEL	YEAR	PART #	STYLE	FINISH	THREAD	HEX	LENGTH
Pontiac	Solstice	2007-2009	6146	Short MAG w/Washer	Ch	12MM X 1.50	21MM	42MM
Pontiac	Sunfire	2000-2005	3845	Chrome Dome Top	Ch	12MM X 1.50	19MM	37MM
Pontiac	Sunfire	2000-2005	3846	External Thread Solid Steel - Use 3865/7 Cap	Zi	12MM X 1.50	19MM	28MM
Pontiac	Sunfire	2000-2005	3866	Black Plastic Cap	Blk	24MM X 2.0	22MM	45MM
Pontiac	Sunfire	2005	3877	Chrome Acorn Nut	Ch	12mm x 1.50	21mm	35mm
Pontiac	Torrent Base	2007	3866	Black Plastic Cap	Blk	24MM X 2.0	22MM	45MM
Pontiac	Torrent	2007-2009	3828	Chrome Acorn	Ch	12MM X 1.50	21MM	35MM
Pontiac	Torrent	2007-2009	3832	Acorn Bulge	Ch	12MM X 1.50	21MM	35MM
Pontiac	Torrent	2006	3866	Black Plastic Cap	Blk	24MM X 2.0	22MM	45MM
Pontiac	Torrent	2007-2009	6117	Dome Top Bulge Retainer	Ch	12MM X 1.50	19MM	35MM
Pontiac	Torrent	2006-2009	6137	Chrome Acorn Bulge	Ch	12MM X 1.50	19MM	38MM
Pontiac	Torrent	2007-2009	6140	Chrome MAG	Ch	12MM X 1.50	21MM	36MM
Pontiac	Torrent	2007-2009	6146	Short MAG w/Washer	Ch	12MM X 1.50	21MM	42MM
Pontiac	Vibe	2003-2007	3828	Chrome Acorn	Ch	12MM X 1.50	21MM	35MM
Pontiac	Vibe	2007-2008	3828	Chrome Acorn	Ch	12MM X 1.50	21MM	35MM
Pontiac	Vibe	2008-2010	3828	Chrome Acorn	Ch	12MM X 1.50	21MM	35MM
Pontiac	Vibe	2003-2008	3861	Chrome Acorn	Ch	12MM X 1.50	21MM	38MM
Pontiac	Vibe	2007-2008	6117	Dome Top Bulge Retainer	Ch	12MM X 1.50	19MM	35MM
Pontiac	Vibe	2007-2010	6123	External Thread Use 3865/7 Cap	Zi	12MM X 1.50	21MM	35MM
Pontiac	Vibe	2007-2008	6146	Short MAG w/Washer	Ch	12MM X 1.50	21MM	42MM
Pontiac	Wave5	2005-2007	6124	Chrome Open Standard	Ch	12MM X 1.50	21MM	36MM
Pontiac	Wave	2005-2008	6124	Chrome Open Standard	Ch	12MM X 1.50	21MM	36MM
Ram	1500 Classic	2020-2022	3888	Chrome Dome Top	Ch	14MM X 1.50	22MM	39MM
Ram	1500	2011-2022	3888	Chrome Dome Top	Ch	14MM X 1.50	22MM	39MM
Ram	2500	2011	3829	Open Bulge	Zi	9/16 X 18	15/16"	1.03"
Ram	2500	2012-2018	3839	Open Bulge	Zi	14MM X 1.50	22MM	26MM
Ram	2500	2020-2022	3839	Open Bulge	Zi	14MM X 1.50	22MM	26MM
Ram	2500	2020-2022	3888	Chrome Dome Top	Ch	14MM X 1.50	22MM	39MM
Ram	3500	2012-2018	3839	Open Bulge	Zi	14MM X 1.50	22MM	26MM
Ram	3500	2020-2022	3839	Open Bulge	Zi	14MM X 1.50	22MM	26MM
Ram	3500	2020-2022	3888	Chrome Dome Top	Ch	14MM X 1.50	22MM	39MM
Ram	3500	2011	6116	Black Flat Flange	Blk	9/16 X 18	15/16"	1.10"
Ram	4000 (Mexico)	2020-2022	3888	Chrome Dome Top	Ch	14MM X 1.50	22MM	39MM
Ram	4500	2011	6116	Black Flat Flange	Blk	9/16 X 18	15/16"	1.10"
Ram	5500	2011	6116	Black Flat Flange	Blk	9/16 X 18	15/16"	1.10"
Ram	Dakota	2011	3851	Acorn Bulge	Ch	9/16 X 18	7/8"	1.50"
Saab	9-5	2010-2011	3810	Chrome Dome Top	Ch	14MM X 1.50	21MM	44MM
Saab	9-7x	2007-2009	3828	Chrome Acorn	Ch	12MM X 1.50	21MM	35MM
Saab	9-7x	2007-2008	6117	Dome Top Bulge Retainer	Ch	12MM X 1.50	19MM	35MM
Saab	9-7x	2007-2009	6140	Chrome MAG	Ch	12MM X 1.50	21MM	36MM
Saturn	Astra	2008-2009	3828	Chrome Acorn	Ch	12MM X 1.50	21MM	35MM
Saturn	Astra	2008-2009	3844	Open Bulge	Zi	12MM X 1.50	19MM	23MM
Saturn	Astra	2008-2009	3846	External Thread Solid Steel - Use 3865/7 Cap	Zi	12MM X 1.50	19MM	28MM
Saturn	Aura	2007-2009	3828	Chrome Acorn	Ch	12MM X 1.50	21MM	35MM
Saturn	Aura	2007-2009	3844	Open Bulge	Zi	12MM X 1.50	19MM	23MM
Saturn	Aura	2007-2009	3846	External Thread Solid Steel - Use 3865/7 Cap	Zi	12MM X 1.50	19MM	28MM
Saturn	Aura	2007-2009	3866	Black Plastic Cap	Blk	24MM X 2.0	22MM	45MM
Saturn	Aura	2007-2009	3877	Chrome Acorn Nut	Ch	12mm x 1.50	21mm	35mm
Saturn	Aura	2007	6117	Dome Top Bulge Retainer	Ch	12MM X 1.50	19MM	35MM
Saturn	Aura	2007-2009	6146	Short MAG w/Washer	Ch	12MM X 1.50	21MM	42MM
Saturn	Ion	2007	3828	Chrome Acorn	Ch	12MM X 1.50	21MM	35MM
Saturn	Ion	2003-2007	3845	Chrome Dome Top	Ch	12MM X 1.50	19MM	37MM
Saturn	Ion	2005-2006	3877	Chrome Acorn Nut	Ch	12mm x 1.50	21mm	35mm
Saturn	Ion	2003-2007	4683	External Thread	Zi	12MM X 1.50	19MM	31.25MM
Saturn	Ion	2007	6117	Dome Top Bulge Retainer	Ch	12MM X 1.50	19MM	35MM
Saturn	Ion	2007	6146	Short MAG w/Washer	Ch	12MM X 1.50	21MM	42MM
Saturn	L100	2001-2002	3865	Gray Plastic Cap	Gray	24MM X 2.0	19MM	33MM
Saturn	L200	2001-2002	3865	Gray Plastic Cap	Gray	24MM X 2.0	19MM	33MM
Saturn	L300	2001-2002	3865	Gray Plastic Cap	Gray	24MM X 2.0	19MM	33MM
Saturn	LS1	2000	3865	Gray Plastic Cap	Gray	24MM X 2.0	19MM	33MM
Saturn	LS2	2000	3865	Gray Plastic Cap	Gray	24MM X 2.0	19MM	33MM
Saturn	LW1	2000	3865	Gray Plastic Cap	Gray	24MM X 2.0	19MM	33MM
Saturn	LW200	2001-2002	3865	Gray Plastic Cap	Gray	24MM X 2.0	19MM	33MM
Saturn	LW2	2000	3865	Gray Plastic Cap	Gray	24MM X 2.0	19MM	33MM
Saturn	LW300	2001-2002	3865	Gray Plastic Cap	Gray	24MM X 2.0	19MM	33MM
Saturn	Outlook	2007-2010	3887	Chrome Acorn Bulge	Ch	14MM X 1.50	22MM	45MM
Saturn	Relay	2005-2007	3828	Chrome Acorn	Ch	12MM X 1.50	21MM	35MM
Saturn	Relay	2005-2007	3844	Open Bulge	Zi	12MM X 1.50	19MM	23MM

SATURN - SCION - SUBARU

MAKE	MODEL	YEAR	PART #	STYLE	FINISH	THREAD	HEX	LENGTH
Saturn	Relay	2005-2007	3846	External Thread Solid Steel - Use 3865/7 Cap	Zi	12MM X 1.50	19MM	28MM
Saturn	Relay	2005-2006	3877	Chrome Acorn Nut	Ch	12mm x 1.50	21mm	35mm
Saturn	Relay	2007	6117	Dome Top Bulge Retainer	Ch	12MM X 1.50	19MM	35MM
Saturn	SC1	2002	3865	Gray Plastic Cap	Gray	24MM X 2.0	19MM	33MM
Saturn	SC1	2000-2002	4683	External Thread	Zi	12MM X 1.50	19MM	31.25MM
Saturn	SC2	2002	3865	Gray Plastic Cap	Gray	24MM X 2.0	19MM	33MM
Saturn	SC2	2000-2002	4683	External Thread	Zi	12MM X 1.50	19MM	31.25MM
Saturn	Sky	2007-2010	3828	Chrome Acorn	Ch	12MM X 1.50	21MM	35MM
Saturn	Sky	2007-2010	3845	Chrome Dome Top	Ch	12MM X 1.50	19MM	37MM
Saturn	Sky	2007-2010	4683	External Thread	Zi	12MM X 1.50	19MM	31.25MM
Saturn	Sky	2008-2010	6137	Chrome Acorn Bulge	Ch	12MM X 1.50	19MM	38MM
Saturn	Sky	2007-2009	6146	Short MAG w/Washer	Ch	12MM X 1.50	21MM	42MM
Saturn	SL1	2002	3865	Gray Plastic Cap	Gray	24MM X 2.0	19MM	33MM
Saturn	SL1	2000-2002	4683	External Thread	Zi	12MM X 1.50	19MM	31.25MM
Saturn	SL2	2002	3865	Gray Plastic Cap	Gray	24MM X 2.0	19MM	33MM
Saturn	SL2	2000-2002	4683	External Thread	Zi	12MM X 1.50	19MM	31.25MM
Saturn	SL	2002	3865	Gray Plastic Cap	Gray	24MM X 2.0	19MM	33MM
Saturn	SL	2000-2002	4683	External Thread	Zi	12MM X 1.50	19MM	31.25MM
Saturn	SW2	2000-2001	4683	External Thread	Zi	12MM X 1.50	19MM	31.25MM
Saturn	Vue	2007-2010	3828	Chrome Acorn	Ch	12MM X 1.50	21MM	35MM
Saturn	Vue	2007-2010	3832	Acorn Bulge	Ch	12MM X 1.50	21MM	35MM
Saturn	Vue	2002-2008	3865	Gray Plastic Cap	Gray	24MM X 2.0	19MM	33MM
Saturn	Vue	2002-2007	4683	External Thread	Zi	12MM X 1.50	19MM	31.25MM
Saturn	Vue	2007-2010	6117	Dome Top Bulge Retainer	Ch	12MM X 1.50	19MM	35MM
Saturn	Vue	2008-2010	6137	Chrome Acorn Bulge	Ch	12MM X 1.50	19MM	38MM
Saturn	Vue	2002-2006	6140	Chrome MAG	Ch	12MM X 1.50	21MM	36MM
Saturn	Vue	2007-2009	6146	Short MAG w/Washer	Ch	12MM X 1.50	21MM	42MM
Scion	iM	2016	6150	Acorn Bulge	Ch	12MM X 1.50	19MM	30MM
Scion	iQ	2012-2013	3828	Chrome Acorn	Ch	12MM X 1.50	21MM	35MM
Scion	iQ	2012-2015	3848	Open Bulge	Zi	12MM X 1.50	21MM	16MM
Scion	iQ	2012	3892	Modified Acorn	Ch	12MM X 1.50	21MM	29MM
Scion	iQ	2012-2013	6117	Dome Top Bulge Retainer	Ch	12MM X 1.50	19MM	35MM
Scion	iQ	2012-2013	6146	Short MAG w/Washer	Ch	12MM X 1.50	21MM	42MM
Scion	tC	2009-2015	6150	Acorn Bulge	Ch	12MM X 1.50	19MM	30MM
Scion	xA	2004-2006	3848	Open Bulge	Zi	12MM X 1.50	21MM	16MM
Scion	xA	2004-2006	3861	Chrome Acorn	Ch	12MM X 1.50	21MM	38MM
Scion	xB	2008-2013	3828	Chrome Acorn	Ch	12MM X 1.50	21MM	35MM
Scion	xB	2004-2006	3848	Open Bulge	Zi	12MM X 1.50	21MM	16MM
Scion	xB	2008-2015	3848	Open Bulge	Zi	12MM X 1.50	21MM	16MM
Scion	xB	2008-2013	6146	Short MAG w/Washer	Ch	12MM X 1.50	21MM	42MM
Scion	xD	2008-2013	3828	Chrome Acorn	Ch	12MM X 1.50	21MM	35MM
Scion	xD	2008-2014	3848	Open Bulge	Zi	12MM X 1.50	21MM	16MM
Scion	xD	2012	3892	Modified Acorn	Ch	12MM X 1.50	21MM	29MM
Scion	xD	2008-2010	6117	Dome Top Bulge Retainer	Ch	12MM X 1.50	19MM	35MM
Scion	xD	2012-2013	6117	Dome Top Bulge Retainer	Ch	12MM X 1.50	19MM	35MM
Scion	xD	2008-2013	6146	Short MAG w/Washer	Ch	12MM X 1.50	21MM	42MM
Subaru	Ascent	2020-2022	3876	Open Bulge	Ch	12MM X 1.25	19MM	24MM
Subaru	B9 Tribeca	2006-2007	3831	Dome Top Acorn Bulge	Ch	12MM X 1.25	21MM	35MM
Subaru	B9 Tribeca	2006-2007	3836	Long MAG w/Abs	Ch	12MM X 1.25	21MM	42MM
Subaru	Baja	2003-2006	3813	Dome Top Acorn	Ch	12MM X 1.25	21MM	35MM
Subaru	Baja	2003-2006	3815	Short MAG w/Washer	Ch	12MM X 1.25	21MM	37MM
Subaru	Baja	2003-2006	3831	Dome Top Acorn Bulge	Ch	12MM X 1.25	21MM	35MM
Subaru	Baja	2003-2006	3836	Long MAG w/Abs	Ch	12MM X 1.25	21MM	42MM
Subaru	Baja	2003-2006	3850	Dome Top Acorn	Ch	12MM X 1.25	21MM	29MM
Subaru	BRZ	2013-2017	3850	Dome Top Acorn	Ch	12MM X 1.25	21MM	29MM
Subaru	BRZ	2013-2017	3876	Open Bulge	Ch	12MM X 1.25	19MM	24MM
Subaru	BRZ	2020	3876	Open Bulge	Ch	12MM X 1.25	19MM	24MM
Subaru	BRZ	2022-2023	3876	Open Bulge	Ch	12MM X 1.25	19MM	24MM
Subaru	Crosstrek	2016-2023	3876	Open Bulge	Ch	12MM X 1.25	19MM	24MM
Subaru	Forester	2000-2009	3813	Dome Top Acorn	Ch	12MM X 1.25	21MM	35MM
Subaru	Forester	2003-2009	3815	Short MAG w/Washer	Ch	12MM X 1.25	21MM	37MM
Subaru	Forester	2005-2009	3831	Dome Top Acorn Bulge	Ch	12MM X 1.25	21MM	35MM
Subaru	Forester	2005-2009	3836	Long MAG w/Abs	Ch	12MM X 1.25	21MM	42MM
Subaru	Forester	2000-2016	3850	Dome Top Acorn	Ch	12MM X 1.25	21MM	29MM
Subaru	Forester	2000-2018	3876	Open Bulge	Ch	12MM X 1.25	19MM	24MM
Subaru	Forester	2020-2022	3876	Open Bulge	Ch	12MM X 1.25	19MM	24MM
Subaru	Impreza	2003-2009	3813	Dome Top Acorn	Ch	12MM X 1.25	21MM	35MM
Subaru	Impreza	2000-2015	3815	Short MAG w/Washer	Ch	12MM X 1.25	21MM	37MM

SUBARU - SUZUKI - TOYOTA

MAKE	MODEL	YEAR	PART #	STYLE	FINISH	THREAD	HEX	LENGTH
Subaru	Impreza	2003-2009	3831	Dome Top Acorn Bulge	Ch	12MM X 1.25	21MM	35MM
Subaru	Impreza	2000-2009	3836	Long MAG w/Abs	Ch	12MM X 1.25	21MM	42MM
Subaru	Impreza	2000-2016	3850	Dome Top Acorn	Ch	12MM X 1.25	21MM	29MM
Subaru	Impreza	2000-2018	3876	Open Bulge	Ch	12MM X 1.25	19MM	24MM
Subaru	Impreza	2020-2022	3876	Open Bulge	Ch	12MM X 1.25	19MM	24MM
Subaru	Impreza	2022	3876	Open Bulge	Ch	12MM X 1.25	19MM	24MM
Subaru	Legacy	2000-2012	3831	Dome Top Acorn Bulge	Ch	12MM X 1.25	21MM	35MM
Subaru	Legacy	2000-2012	3836	Long MAG w/Abs	Ch	12MM X 1.25	21MM	42MM
Subaru	Legacy	2000-2015	3873	Open Standard	Zi	12MM X 1.25	19MM	16MM
Subaru	Legacy	2000-2022	3876	Open Bulge	Ch	12MM X 1.25	19MM	24MM
Subaru	Legacy	2022	3876	Open Bulge	Ch	12MM X 1.25	19MM	24MM
Subaru	Outback	2000-2012	3813	Dome Top Acorn	Ch	12MM X 1.25	21MM	35MM
Subaru	Outback	2000-2012	3815	Short MAG w/Washer	Ch	12MM X 1.25	21MM	37MM
Subaru	Outback	2000-2012	3831	Dome Top Acorn Bulge	Ch	12MM X 1.25	21MM	35MM
Subaru	Outback	2000-2012	3836	Long MAG w/Abs	Ch	12MM X 1.25	21MM	42MM
Subaru	Outback	2000-2022	3876	Open Bulge	Ch	12MM X 1.25	19MM	24MM
Subaru	Outback	2022	3876	Open Bulge	Ch	12MM X 1.25	19MM	24MM
Subaru	Tribeca	2008-2009	3813	Dome Top Acorn	Ch	12MM X 1.25	21MM	35MM
Subaru	Tribeca	2008-2010	3815	Short MAG w/Washer	Ch	12MM X 1.25	21MM	37MM
Subaru	Tribeca	2012	3815	Short MAG w/Washer	Ch	12MM X 1.25	21MM	37MM
Subaru	Tribeca	2008-2010	3831	Dome Top Acorn Bulge	Ch	12MM X 1.25	21MM	35MM
Subaru	Tribeca	2012	3831	Dome Top Acorn Bulge	Ch	12MM X 1.25	21MM	35MM
Subaru	Tribeca	2008-2010	3836	Long MAG w/Abs	Ch	12MM X 1.25	21MM	42MM
Subaru	Tribeca	2012	3836	Long MAG w/Abs	Ch	12MM X 1.25	21MM	42MM
Subaru	Tribeca	2008-2014	3850	Dome Top Acorn	Ch	12MM X 1.25	21MM	29MM
Subaru	Tribeca	2013	3876	Open Bulge	Ch	12MM X 1.25	19MM	24MM
Subaru	WRX STI	2013-2015	3850	Dome Top Acorn	Ch	12MM X 1.25	21MM	29MM
Subaru	WRX STI	2013-2021	3876	Open Bulge	Ch	12MM X 1.25	19MM	24MM
Subaru	WRX	2014-2015	3850	Dome Top Acorn	Ch	12MM X 1.25	21MM	29MM
Subaru	WRX	2013-2022	3876	Open Bulge	Ch	12MM X 1.25	19MM	24MM
Subaru	XV (Mexico)	2020-2022	3876	Open Bulge	Ch	12MM X 1.25	19MM	24MM
Suzuki	Aerio SX	2002-2006	3827	Acorn Bulge	Ch	12MM X 1.25	19MM	35MM
Suzuki	Aerio SX	2002-2006	3873	Open Standard	Zi	12MM X 1.25	19MM	16MM
Suzuki	Aerio	2002-2007	3813	Dome Top Acorn	Ch	12MM X 1.25	21MM	35MM
Suzuki	Aerio	2002-2007	3815	Short MAG w/Washer	Ch	12MM X 1.25	21MM	37MM
Suzuki	Aerio	2002-2007	3827	Acorn Bulge	Ch	12MM X 1.25	19MM	35MM
Suzuki	Aerio	2002-2007	3831	Dome Top Acorn Bulge	Ch	12MM X 1.25	21MM	35MM
Suzuki	Aerio	2002-2007	3836	Long MAG w/Abs	Ch	12MM X 1.25	21MM	42MM
Suzuki	Aerio	2002-2007	3873	Open Standard	Zi	12MM X 1.25	19MM	16MM
Suzuki	Equator	2009-2012	3850	Dome Top Acorn	Ch	12MM X 1.25	21MM	29MM
Suzuki	Esteem	2000-2002	3827	Acorn Bulge	Ch	12MM X 1.25	19MM	35MM
Suzuki	Grand Vitara	2000-2008	3813	Dome Top Acorn	Ch	12MM X 1.25	21MM	35MM
Suzuki	Grand Vitara	2012	3813	Dome Top Acorn	Ch	12MM X 1.25	21MM	35MM
Suzuki	Grand Vitara	2000-2008	3815	Short MAG w/Washer	Ch	12MM X 1.25	21MM	37MM
Suzuki	Grand Vitara	2012	3815	Short MAG w/Washer	Ch	12MM X 1.25	21MM	37MM
Suzuki	Grand Vitara	2000-2012	3827	Acorn Bulge	Ch	12MM X 1.25	19MM	35MM
Suzuki	Grand Vitara	2000-2008	3831	Dome Top Acorn Bulge	Ch	12MM X 1.25	21MM	35MM
Suzuki	Grand Vitara	2012	3831	Dome Top Acorn Bulge	Ch	12MM X 1.25	21MM	35MM
Suzuki	Grand Vitara	2000-2012	3836	Long MAG w/Abs	Ch	12MM X 1.25	21MM	42MM
Suzuki	Grand Vitara	2000	3850	Dome Top Acorn	Ch	12MM X 1.25	21MM	29MM
Suzuki	Grand Vitara	2000	3876	Open Bulge	Ch	12MM X 1.25	19MM	24MM
Suzuki	Kizashi	2010-2012	3827	Acorn Bulge	Ch	12MM X 1.25	19MM	35MM
Suzuki	Kizashi	2010-2012	3873	Open Standard	Zi	12MM X 1.25	19MM	16MM
Suzuki	Swift	2000-2001	3801	Open Standard	Zi	12MM X 1.25	21MM	16MM
Suzuki	SX4	2008-2012	3827	Acorn Bulge	Ch	12MM X 1.25	19MM	35MM
Suzuki	SX4	2008-2012	3873	Open Standard	Zi	12MM X 1.25	19MM	16MM
Suzuki	Vitara	2000-2004	3813	Dome Top Acorn	Ch	12MM X 1.25	21MM	35MM
Suzuki	Vitara	2000-2004	3827	Acorn Bulge	Ch	12MM X 1.25	19MM	35MM
Suzuki	XL-7	2002-2006	3813	Dome Top Acorn	Ch	12MM X 1.25	21MM	35MM
Suzuki	XL-7	2002-2006	3815	Short MAG w/Washer	Ch	12MM X 1.25	21MM	37MM
Suzuki	XL-7	2002-2009	3827	Acorn Bulge	Ch	12MM X 1.25	19MM	35MM
Suzuki	XL-7	2002-2006	3831	Dome Top Acorn Bulge	Ch	12MM X 1.25	21MM	35MM
Suzuki	XL-7	2002-2006	3836	Long MAG w/Abs	Ch	12MM X 1.25	21MM	42MM
Toyota	4Runner	2007-2012	3838	Open Bulge	Ch	12MM X 1.50	19MM	21MM
Toyota	4Runner	2000-2009	3869	Chrome Acorn	Ch	12MM X 1.50	21MM	26MM
Toyota	4Runner	2015	3869	Chrome Acorn	Ch	12MM X 1.50	21MM	26MM
Toyota	4Runner	2020-2023	3869	Chrome Acorn	Ch	12MM X 1.50	21MM	26MM
Toyota	4Runner	2000-2018	3872	Long Hex, Short MAG w/Washer	Ch	12MM X 1.50	21MM	48MM

MAKE	MODEL	YEAR	PART #	STYLE	FINISH	THREAD	HEX	LENGTH
Toyota	4Runner	2007-2012	6117	Dome Top Bulge Retainer	Ch	12MM X 1.50	19MM	35MM
Toyota	4Runner	2008-2012	6146	Short MAG w/Washer	Ch	12MM X 1.50	21MM	42MM
Toyota	86	2020	3876	Open Bulge	Ch	12MM X 1.25	19MM	24MM
Toyota	Avalon Ltd	2005-2006	3872	Long Hex, Short MAG w/Washer	Ch	12MM X 1.50	21MM	48MM
Toyota	Avalon	2007-2010	3828	Chrome Acorn	Ch	12MM X 1.50	21MM	35MM
Toyota	Avalon	2012	3828	Chrome Acorn	Ch	12MM X 1.50	21MM	35MM
Toyota	Avalon	2007-2010	3838	Open Bulge	Ch	12MM X 1.50	19MM	21MM
Toyota	Avalon	2012	3838	Open Bulge	Ch	12MM X 1.50	19MM	21MM
Toyota	Avalon	2000-2013	3848	Open Bulge	Zi	12MM X 1.50	21MM	16MM
Toyota	Avalon	2003-2020	3861	Chrome Acorn	Ch	12MM X 1.50	21MM	38MM
Toyota	Avalon	2020	3861	Chrome Acorn	Ch	12MM X 1.50	21MM	38MM
Toyota	Avalon	2020	3861	Chrome Acorn	Ch	12MM X 1.50	21MM	38MM
Toyota	Avalon	2020	3861	Chrome Acorn	Ch	12MM X 1.50	21MM	38MM
Toyota	Avalon	2020-2022	3861	Chrome Acorn	Ch	12MM X 1.50	21MM	38MM
Toyota	Avalon	2000-2006	3872	Long Hex, Short MAG w/Washer	Ch	12MM X 1.50	21MM	48MM
Toyota	Avalon	2007-2009	6117	Dome Top Bulge Retainer	Ch	12MM X 1.50	19MM	35MM
Toyota	Avalon	2012	6117	Dome Top Bulge Retainer	Ch	12MM X 1.50	19MM	35MM
Toyota	Avalon	2007-2010	6146	Short MAG w/Washer	Ch	12MM X 1.50	21MM	42MM
Toyota	Avalon	2012	6146	Short MAG w/Washer	Ch	12MM X 1.50	21MM	42MM
Toyota	Camry	2021	3805	Chrome Acorn	Ch	12MM X 1.50	19MM	35MM
Toyota	Camry	2021	3832	Acorn Bulge	Ch	12MM X 1.50	21MM	35MM
Toyota	Camry	2007-2012	3838	Open Bulge	Ch	12MM X 1.50	19MM	21MM
Toyota	Camry	2021	3838	Open Bulge	Ch	12MM X 1.50	19MM	21MM
Toyota	Camry	2000-2015	3848	Open Bulge	Zi	12MM X 1.50	21MM	16MM
Toyota	Camry	2020-2021	3848	Open Bulge	Zi	12MM X 1.50	21MM	16MM
Toyota	Camry	2021	3848	Open Bulge	Zi	12MM X 1.50	21MM	16MM
Toyota	Camry	2021-2022	3848	Open Bulge	Zi	12MM X 1.50	21MM	16MM
Toyota	Camry	2000-2020	3861	Chrome Acorn	Ch	12MM X 1.50	21MM	38MM
Toyota	Camry	2020	3861	Chrome Acorn	Ch	12MM X 1.50	21MM	38MM
Toyota	Camry	2020	3861	Chrome Acorn	Ch	12MM X 1.50	21MM	38MM
Toyota	Camry	2020-2021	3861	Chrome Acorn	Ch	12MM X 1.50	21MM	38MM
Toyota	Camry	2021	3861	Chrome Acorn	Ch	12MM X 1.50	21MM	38MM
Toyota	Camry	2021	3861	Chrome Acorn	Ch	12MM X 1.50	21MM	38MM
Toyota	Camry	2021-2022	3861	Chrome Acorn	Ch	12MM X 1.50	21MM	38MM
Toyota	Camry	2022	3861	Chrome Acorn	Ch	12MM X 1.50	21MM	38MM
Toyota	Camry	2021	3877	Chrome Acorn Nut	Ch	12mm x 1.50	21mm	35mm
Toyota	Camry	2007-2012	3892	Modified Acorn	Ch	12MM X 1.50	21MM	29MM
Toyota	Camry	2021	3892	Modified Acorn	Ch	12MM X 1.50	21MM	29MM
Toyota	Camry	2007-2012	6117	Dome Top Bulge Retainer	Ch	12MM X 1.50	19MM	35MM
Toyota	Camry	2000-2003	6146	Short MAG w/Washer	Ch	12MM X 1.50	21MM	42MM
Toyota	Camry	2006-2013	6146	Short MAG w/Washer	Ch	12MM X 1.50	21MM	42MM
Toyota	Camry	2018-2019	6146	Short MAG w/Washer	Ch	12MM X 1.50	21MM	42MM
Toyota	Celica	2000-2005	3828	Chrome Acorn	Ch	12MM X 1.50	21MM	35MM
Toyota	Celica	2000-2005	3861	Chrome Acorn	Ch	12MM X 1.50	21MM	38MM
Toyota	Celica	2000-2005	3872	Long Hex, Short MAG w/Washer	Ch	12MM X 1.50	21MM	48MM
Toyota	Celica	2000-2005	6140	Chrome MAG	Ch	12MM X 1.50	21MM	36MM
Toyota	Celica	2001-2003	6146	Short MAG w/Washer	Ch	12MM X 1.50	21MM	42MM
Toyota	C-HR	2020-2022	3848	Open Bulge	Zi	12MM X 1.50	21MM	16MM
Toyota	C-HR	2020-2022	3861	Chrome Acorn	Ch	12MM X 1.50	21MM	38MM
Toyota	C-HR	2018-2019	6146	Short MAG w/Washer	Ch	12MM X 1.50	21MM	42MM
Toyota	Corolla S	2011	3892	Modified Acorn	Ch	12MM X 1.50	21MM	29MM
Toyota	Corolla Cross	2022-2023	3848	Open Bulge	Zi	12MM X 1.50	21MM	16MM
Toyota	Corolla Cross	2022-2023	3861	Chrome Acorn	Ch	12MM X 1.50	21MM	38MM
Toyota	Corolla L	2012	3892	Modified Acorn	Ch	12MM X 1.50	21MM	29MM
Toyota	Corolla LE	2007-2012	3892	Modified Acorn	Ch	12MM X 1.50	21MM	29MM
Toyota	Corolla S	2007-2010	3892	Modified Acorn	Ch	12MM X 1.50	21MM	29MM
Toyota	Corolla S	2012	3892	Modified Acorn	Ch	12MM X 1.50	21MM	29MM
Toyota	Corolla	2000-2015	3828	Chrome Acorn	Ch	12MM X 1.50	21MM	35MM
Toyota	Corolla	2020	3828	Chrome Acorn	Ch	12MM X 1.50	21MM	35MM
Toyota	Corolla	2020-2021	3828	Chrome Acorn	Ch	12MM X 1.50	21MM	35MM
Toyota	Corolla	2021-2022	3828	Chrome Acorn	Ch	12MM X 1.50	21MM	35MM
Toyota	Corolla	2022	3828	Chrome Acorn	Ch	12MM X 1.50	21MM	35MM
Toyota	Corolla	2007-2012	3838	Open Bulge	Ch	12MM X 1.50	19MM	21MM
Toyota	Corolla	2000-2015	3848	Open Bulge	Zi	12MM X 1.50	21MM	16MM
Toyota	Corolla	2020-2022	3848	Open Bulge	Zi	12MM X 1.50	21MM	16MM
Toyota	Corolla	2000-2020	3861	Chrome Acorn	Ch	12MM X 1.50	21MM	38MM
Toyota	Corolla	2020-2021	3861	Chrome Acorn	Ch	12MM X 1.50	21MM	38MM
Toyota	Corolla	2021-2022	3861	Chrome Acorn	Ch	12MM X 1.50	21MM	38MM

TOYOTA

MAKE	MODEL	YEAR	PART #	STYLE	FINISH	THREAD	HEX	LENGTH
Toyota	Corolla	2022	3861	Chrome Acorn	Ch	12MM X 1.50	21MM	38MM
Toyota	Corolla	2000-2001	3872	Long Hex, Short MAG w/Washer	Ch	12MM X 1.50	21MM	48MM
Toyota	Corolla	2009	3872	Long Hex, Short MAG w/Washer	Ch	12MM X 1.50	21MM	48MM
Toyota	Corolla	2009-2010	3872	Long Hex, Short MAG w/Washer	Ch	12MM X 1.50	21MM	48MM
Toyota	Corolla	2010-2011	3872	Long Hex, Short MAG w/Washer	Ch	12MM X 1.50	21MM	48MM
Toyota	Corolla	2011-2013	3872	Long Hex, Short MAG w/Washer	Ch	12MM X 1.50	21MM	48MM
Toyota	Corolla	2007-2012	6117	Dome Top Bulge Retainer	Ch	12MM X 1.50	19MM	35MM
Toyota	Corolla	2000	6146	Short MAG w/Washer	Ch	12MM X 1.50	21MM	42MM
Toyota	Corolla	2006-2012	6146	Short MAG w/Washer	Ch	12MM X 1.50	21MM	42MM
Toyota	Corolla	2017-2019	6146	Short MAG w/Washer	ch	12MM X 1.50	21MM	42MM
Toyota	Echo	2000-2005	3828	Chrome Acorn	Ch	12MM X 1.50	21MM	35MM
Toyota	Echo	2000-2005	3848	Open Bulge	Zi	12MM X 1.50	21MM	16MM
Toyota	Echo	2000-2005	3861	Chrome Acorn	Ch	12MM X 1.50	21MM	38MM
Toyota	Echo	2001-2003	6146	Short MAG w/Washer	Ch	12MM X 1.50	21MM	42MM
Toyota	FJ Cruiser	2007-2012	3838	Open Bulge	Ch	12MM X 1.50	19MM	21MM
Toyota	FJ Cruiser	2007-2012	3844	Open Bulge	Zi	12MM X 1.50	19MM	23MM
Toyota	FJ Cruiser	2007-2014	3869	Chrome Acorn	Ch	12MM X 1.50	21MM	26MM
Toyota	FJ Cruiser	2007-2014	3872	Long Hex, Short MAG w/Washer	Ch	12MM X 1.50	21MM	48MM
Toyota	FJ Cruiser	2007-2012	6117	Dome Top Bulge Retainer	Ch	12MM X 1.50	19MM	35MM
Toyota	FJ Cruiser	2007-2012	6146	Short MAG w/Washer	Ch	12MM X 1.50	21MM	42MM
Toyota	Highlander	2001-2008	3828	Chrome Acorn	Ch	12MM X 1.50	21MM	35MM
Toyota	Highlander	2008-2009	3828	Chrome Acorn	Ch	12MM X 1.50	21MM	35MM
Toyota	Highlander	2009-2010	3828	Chrome Acorn	Ch	12MM X 1.50	21MM	35MM
Toyota	Highlander	2010-2012	3828	Chrome Acorn	Ch	12MM X 1.50	21MM	35MM
Toyota	Highlander	2007-2010	3838	Open Bulge	Ch	12MM X 1.50	19MM	21MM
Toyota	Highlander	2012	3838	Open Bulge	Ch	12MM X 1.50	19MM	21MM
Toyota	Highlander	2001-2010	3844	Open Bulge	Zi	12MM X 1.50	19MM	23MM
Toyota	Highlander	2006-2018	3861	Chrome Acorn	Ch	12MM X 1.50	21MM	38MM
Toyota	Highlander	2020-2023	3861	Chrome Acorn	Ch	12MM X 1.50	21MM	38MM
Toyota	Highlander	2001-2007	3869	Chrome Acorn	Ch	12MM X 1.50	21MM	26MM
Toyota	Highlander	2002-2007	3872	Long Hex, Short MAG w/Washer	Ch	12MM X 1.50	21MM	48MM
Toyota	Highlander	2008-2009	3892	Modified Acorn	Ch	12MM X 1.50	21MM	29MM
Toyota	Highlander	2009-2010	3892	Modified Acorn	Ch	12MM X 1.50	21MM	29MM
Toyota	Highlander	2010	3892	Modified Acorn	Ch	12MM X 1.50	21MM	29MM
Toyota	Highlander	2012	3892	Modified Acorn	Ch	12MM X 1.50	21MM	29MM
Toyota	Highlander	2012	3892	Modified Acorn	Ch	12MM X 1.50	21MM	29MM
Toyota	Highlander	2007-2010	6117	Dome Top Bulge Retainer	Ch	12MM X 1.50	19MM	35MM
Toyota	Highlander	2012	6117	Dome Top Bulge Retainer	Ch	12MM X 1.50	19MM	35MM
Toyota	Highlander	2006-2014	6146	Short MAG w/Washer	Ch	12MM X 1.50	21MM	42MM
Toyota	Land Cruiser	2000-2008	3833	Acorn Bulge	Ch	14MM X 1.50	21MM	35MM
Toyota	Land Cruiser	2000-2008	3834	Acorn Duplex	Ch	14MM X 1.50	22MM	47MM
Toyota	Land Cruiser	2000-2008	3872	Long Hex, Short MAG w/Washer	Ch	12MM X 1.50	21MM	48MM
Toyota	Land Cruiser	2003-2007	3886	Open Bulge	Ch	14MM X 1.50	19MM	21MM
Toyota	Land Cruiser	2000-2008	6111	Chrome MAG	Ch	14MM X 1.50	22MM	24MM
Toyota	Land Cruiser	2020-2021	6155	Duplex Acorn	Ch	14mm x 1.5	22mm	46mm
Toyota	Matrix S	2009-2012	3892	Modified Acorn	Ch	12MM X 1.50	21MM	29MM
Toyota	Matrix	2003-2008	3828	Chrome Acorn	Ch	12MM X 1.50	21MM	35MM
Toyota	Matrix	2011-2013	3828	Chrome Acorn	Ch	12MM X 1.50	21MM	35MM
Toyota	Matrix	2007-2012	3838	Open Bulge	Ch	12MM X 1.50	19MM	21MM
Toyota	Matrix	2003-2013	3848	Open Bulge	Zi	12MM X 1.50	21MM	16MM
Toyota	Matrix	2003-2008	3861	Chrome Acorn	Ch	12MM X 1.50	21MM	38MM
Toyota	Matrix	2011-2013	3861	Chrome Acorn	Ch	12MM X 1.50	21MM	38MM
Toyota	Matrix	2010-2014	3872	Long Hex, Short MAG w/Washer	Ch	12MM X 1.50	21MM	48MM
Toyota	Matrix	2007-2012	6117	Dome Top Bulge Retainer	Ch	12MM X 1.50	19MM	35MM
Toyota	Matrix	2003-2013	6146	Short MAG w/Washer	Ch	12MM X 1.50	21MM	42MM
Toyota	Mirai	2020	3861	Chrome Acorn	Ch	12MM X 1.50	21MM	38MM
Toyota	Mirai	2016-2019	6146	Short MAG w/Washer	Ch	12MM X 1.50	21MM	42MM
Toyota	MR2 Spyder	2000-2005	3848	Open Bulge	Zi	12MM X 1.50	21MM	16MM
Toyota	MR2 Spyder	2000-2005	3872	Long Hex, Short MAG w/Washer	Ch	12MM X 1.50	21MM	48MM
Toyota	MR2 Spyder	2000-2004	6146	Short MAG w/Washer	Ch	12MM X 1.50	21MM	42MM
Toyota	Prius AWD-e	2020-2022	3861	Chrome Acorn	Ch	12MM X 1.50	21MM	38MM
Toyota	Prius C (Mexico)	2020-2021	3828	Chrome Acorn	Ch	12MM X 1.50	21MM	35MM
Toyota	Prius C (Mexico)	2020-2021	3861	Chrome Acorn	Ch	12MM X 1.50	21MM	38MM
Toyota	Prius C	2012-2015	3828	Chrome Acorn	Ch	12MM X 1.50	21MM	35MM
Toyota	Prius C	2012-2015	3848	Open Bulge	Zi	12MM X 1.50	21MM	16MM
Toyota	Prius C	2012-2015	3861	Chrome Acorn	Ch	12MM X 1.50	21MM	38MM
Toyota	Prius C	2012	3892	Modified Acorn	Ch	12MM X 1.50	21MM	29MM
Toyota	Prius C	2012	6117	Dome Top Bulge Retainer	Ch	12MM X 1.50	19MM	35MM

MAKE	MODEL	YEAR	PART #	STYLE	FINISH	THREAD	HEX	LENGTH
Toyota	Prius C	2012-2019	6146	Short MAG w/Washer	Ch	12MM X 1.50	21MM	42MM
Toyota	Prius Plug-In	2012-2015	6146	Short MAG w/Washer	Ch	12MM X 1.50	21MM	42MM
Toyota	Prius Prime	2020-2022	3861	Chrome Acorn	Ch	12MM X 1.50	21MM	38MM
Toyota	Prius Prime	2017	6146	Short MAG w/Washer	Ch	12MM X 1.50	21MM	42MM
Toyota	Prius V	2012	3838	Open Bulge	Ch	12MM X 1.50	19MM	21MM
Toyota	Prius V	2012-2015	3872	Long Hex, Short MAG w/Washer	Ch	12MM X 1.50	21MM	48MM
Toyota	Prius V	2012	3892	Modified Acorn	Ch	12MM X 1.50	21MM	29MM
Toyota	Prius V	2012-2017	6146	Short MAG w/Washer	Ch	12MM X 1.50	21MM	42MM
Toyota	Prius	2007-2010	3838	Open Bulge	Ch	12MM X 1.50	19MM	21MM
Toyota	Prius	2012	3838	Open Bulge	Ch	12MM X 1.50	19MM	21MM
Toyota	Prius	2012-2014	3848	Open Bulge	Zi	12MM X 1.50	21MM	16MM
Toyota	Prius	2001-2013	3861	Chrome Acorn	Ch	12MM X 1.50	21MM	38MM
Toyota	Prius	2020-2022	3861	Chrome Acorn	Ch	12MM X 1.50	21MM	38MM
Toyota	Prius	2022	3861	Chrome Acorn	Ch	12MM X 1.50	21MM	38MM
Toyota	Prius	2001-2015	3872	Long Hex, Short MAG w/Washer	Ch	12MM X 1.50	21MM	48MM
Toyota	Prius	2007-2010	3886	Open Bulge	Ch	14MM X 1.50	19MM	21MM
Toyota	Prius	2012	3886	Open Bulge	Ch	14MM X 1.50	19MM	21MM
Toyota	Prius	2007-2010	6117	Dome Top Bulge Retainer	Ch	12MM X 1.50	19MM	35MM
Toyota	Prius	2012	6117	Dome Top Bulge Retainer	Ch	12MM X 1.50	19MM	35MM
Toyota	Prius	2001-2010	6146	Short MAG w/Washer	Ch	12MM X 1.50	21MM	42MM
Toyota	Prius	2012-2018	6146	Short MAG w/Washer	Ch	12MM X 1.50	21MM	42MM
Toyota	RAV4 4WD	2006-2012	3828	Chrome Acorn	Ch	12MM X 1.50	21MM	35MM
Toyota	RAV4 FWD	2000-2015	3828	Chrome Acorn	Ch	12MM X 1.50	21MM	35MM
Toyota	RAV4 Prime	2021-2023	3861	Chrome Acorn	Ch	12MM X 1.50	21MM	38MM
Toyota	RAV4	2020-2023	3828	Chrome Acorn	Ch	12MM X 1.50	21MM	35MM
Toyota	RAV4	2007-2012	3838	Open Bulge	Ch	12MM X 1.50	19MM	21MM
Toyota	RAV4	2014-2018	3861	Chrome Acorn	Ch	12MM X 1.50	21MM	38MM
Toyota	RAV4	2020	3861	Chrome Acorn	Ch	12MM X 1.50	21MM	38MM
Toyota	RAV4	2020-2021	3861	Chrome Acorn	Ch	12MM X 1.50	21MM	38MM
Toyota	RAV4	2021-2022	3861	Chrome Acorn	Ch	12MM X 1.50	21MM	38MM
Toyota	RAV4	2022-2023	3861	Chrome Acorn	Ch	12MM X 1.50	21MM	38MM
Toyota	RAV4	2023	3861	Chrome Acorn	Ch	12MM X 1.50	21MM	38MM
Toyota	RAV4	2000-2003	3872	Long Hex, Short MAG w/Washer	Ch	12MM X 1.50	21MM	48MM
Toyota	RAV4	2007-2012	3892	Modified Acorn	Ch	12MM X 1.50	21MM	29MM
Toyota	RAV4	2008-2012	6117	Dome Top Bulge Retainer	Ch	12MM X 1.50	19MM	35MM
Toyota	RAV4	2007-2012	6146	Short MAG w/Washer	Ch	12MM X 1.50	21MM	42MM
Toyota	Sequoia	2008-2010	3828	Chrome Acorn	Ch	12MM X 1.50	21MM	35MM
Toyota	Sequoia	2008-2010	3833	Acorn Bulge	Ch	14MM X 1.50	21MM	35MM
Toyota	Sequoia	2007	3838	Open Bulge	Ch	12MM X 1.50	19MM	21MM
Toyota	Sequoia	2001-2012	3848	Open Bulge	Zi	12MM X 1.50	21MM	16MM
Toyota	Sequoia	2001-2006	3872	Long Hex, Short MAG w/Washer	Ch	12MM X 1.50	21MM	48MM
Toyota	Sequoia	2008-2010	3886	Open Bulge	Ch	14MM X 1.50	19MM	21MM
Toyota	Sequoia	2007	3892	Modified Acorn	Ch	12MM X 1.50	21MM	29MM
Toyota	Sequoia	2007	6117	Dome Top Bulge Retainer	Ch	12MM X 1.50	19MM	35MM
Toyota	Sequoia	2007	6146	Short MAG w/Washer	Ch	12MM X 1.50	21MM	42MM
Toyota	Sequoia	2020-2022	6155	Duplex Acorn	Ch	14mm x 1.5	22mm	46mm
Toyota	Sienna	2007-2012	3844	Open Bulge	Zi	12MM X 1.50	19MM	23MM
Toyota	Sienna	2000-2023	3861	Chrome Acorn	Ch	12MM X 1.50	21MM	38MM
Toyota	Sienna	2000-2002	3869	Chrome Acorn	Ch	12MM X 1.50	21MM	26MM
Toyota	Sienna	2000-2010	3872	Long Hex, Short MAG w/Washer	Ch	12MM X 1.50	21MM	48MM
Toyota	Sienna	2007-2012	6117	Dome Top Bulge Retainer	Ch	12MM X 1.50	19MM	35MM
Toyota	Sienna	2007-2012	6146	Short MAG w/Washer	Ch	12MM X 1.50	21MM	42MM
Toyota	Solara	2007-2008	3828	Chrome Acorn	Ch	12MM X 1.50	21MM	35MM
Toyota	Solara	2000-2008	3838	Open Bulge	Ch	12MM X 1.50	19MM	21MM
Toyota	Solara	2000-2008	3848	Open Bulge	Zi	12MM X 1.50	21MM	16MM
Toyota	Solara	2000-2008	3861	Chrome Acorn	Ch	12MM X 1.50	21MM	38MM
Toyota	Solara	2000-2008	3872	Long Hex, Short MAG w/Washer	Ch	12MM X 1.50	21MM	48MM
Toyota	Solara	2007-2008	3892	Modified Acorn	Ch	12MM X 1.50	21MM	29MM
Toyota	Solara	2007	6117	Dome Top Bulge Retainer	Ch	12MM X 1.50	19MM	35MM
Toyota	Solara	2007	6146	Short MAG w/Washer	Ch	12MM X 1.50	21MM	42MM
Toyota	Tacoma 4WD	2000-2012	3828	Chrome Acorn	Ch	12MM X 1.50	21MM	35MM
Toyota	Tacoma Base	2005-2015	3872	Long Hex, Short MAG w/Washer	Ch	12MM X 1.50	21MM	48MM
Toyota	Tacoma Ltd	2016-2017	3872	Long Hex, Short MAG w/Washer	Ch	12MM X 1.50	21MM	48MM
Toyota	Tacoma RWD	2000-2012	3848	Open Bulge	Zi	12MM X 1.50	21MM	16MM
Toyota	Tacoma RWD	2000-2003	3872	Long Hex, Short MAG w/Washer	Ch	12MM X 1.50	21MM	48MM
Toyota	Tacoma	2007-2012	3828	Chrome Acorn	Ch	12MM X 1.50	21MM	35MM
Toyota	Tacoma	2005-2015	3861	Chrome Acorn	Ch	12MM X 1.50	21MM	38MM
Toyota	Tacoma	2018	3861	Chrome Acorn	Ch	12MM X 1.50	21MM	38MM

TOYOTA - VOLKSWAGEN - VOLVO

MAKE	MODEL	YEAR	PART #	STYLE	FINISH	THREAD	HEX	LENGTH
Toyota	Tacoma	2020-2023	3861	Chrome Acorn	Ch	12MM X 1.50	21MM	38MM
Toyota	Tacoma	2001-2015	3869	Chrome Acorn	Ch	12MM X 1.50	21MM	26MM
Toyota	Tacoma	2020-2023	3869	Chrome Acorn	Ch	12MM X 1.50	21MM	26MM
Toyota	Tacoma	2007	3892	Modified Acorn	Ch	12MM X 1.50	21MM	29MM
Toyota	Tacoma	2007-2008	3892	Modified Acorn	Ch	12MM X 1.50	21MM	29MM
Toyota	Tacoma	2008-2009	3892	Modified Acorn	Ch	12MM X 1.50	21MM	29MM
Toyota	Tacoma	2009-2010	3892	Modified Acorn	Ch	12MM X 1.50	21MM	29MM
Toyota	Tacoma	2010-2011	3892	Modified Acorn	Ch	12MM X 1.50	21MM	29MM
Toyota	Tacoma	2011-2012	3892	Modified Acorn	Ch	12MM X 1.50	21MM	29MM
Toyota	Tacoma	2012	3892	Modified Acorn	Ch	12MM X 1.50	21MM	29MM
Toyota	Tacoma	2007-2012	6117	Dome Top Bulge Retainer	Ch	12MM X 1.50	19MM	35MM
Toyota	Tacoma	2007-2012	6146	Short MAG w/Washer	Ch	12MM X 1.50	21MM	42MM
Toyota	Tundra 4WD	2000-2012	3828	Chrome Acorn	Ch	12MM X 1.50	21MM	35MM
Toyota	Tundra RWD	2000-2012	3848	Open Bulge	Zi	12MM X 1.50	21MM	16MM
Toyota	Tundra RWD	2000-2006	3872	Long Hex, Short MAG w/Washer	Ch	12MM X 1.50	21MM	48MM
Toyota	Tundra	2007-2015	3806	Acorn Bulge	Ch	14MM X 1.50	19MM	35MM
Toyota	Tundra	2007-2017	3818	Chrome Acorn	Ch	14MM X 1.50	23MM	30MM
Toyota	Tundra	2020-2021	3818	Chrome Acorn	Ch	14MM X 1.50	23MM	30MM
Toyota	Tundra	2000-2012	3828	Chrome Acorn	Ch	12MM X 1.50	21MM	35MM
Toyota	Tundra	2000-2006	3869	Chrome Acorn	Ch	12MM X 1.50	21MM	26MM
Toyota	Tundra	2007-2012	3872	Long Hex, Short MAG w/Washer	Ch	12MM X 1.50	21MM	48MM
Toyota	Tundra	2006-2007	3879	Acorn Bulge	Ch	12MM X 1.50	19MM	30MM
Toyota	Tundra	2007-2012	3886	Open Bulge	Ch	14MM X 1.50	19MM	21MM
Toyota	Tundra	2000-2006	3897	Open End Short MAG w/Washer	Ch	12MM X 1.50	21MM	26MM
Toyota	Tundra	2020-2021	6155	Duplex Acorn	Ch	14mm x 1.5	22mm	46mm
Toyota	Venza	2009-2016	3861	Chrome Acorn	Ch	12MM X 1.50	21MM	38MM
Toyota	Venza	2021-2023	3861	Chrome Acorn	Ch	12MM X 1.50	21MM	38MM
Toyota	Yaris	2007-2012	3828	Chrome Acorn	Ch	12MM X 1.50	21MM	35MM
Toyota	Yaris	2009-2015	3838	Open Bulge	Ch	12MM X 1.50	19MM	21MM
Toyota	Yaris	2009-2015	3848	Open Bulge	Zi	12MM X 1.50	21MM	16MM
Toyota	Yaris	2009-2015	3861	Chrome Acorn	Ch	12MM X 1.50	21MM	38MM
Toyota	Yaris	2007-2012	6117	Dome Top Bulge Retainer	Ch	12MM X 1.50	19MM	35MM
Toyota	Yaris	2007-2019	6146	Short MAG w/Washer	Ch	12MM X 1.50	21MM	42MM
Volkswagen	Routan	2009-2012	3847	Acorn Bulge Wire Wheel	Ch	12MM X 1.50	19MM	42MM
Volkswagen	Routan	2009-2014	3879	Acorn Bulge	Ch	12MM X 1.50	19MM	30MM
Volvo	C30	2007-2013	3804	Open Standard	Zi	12MM X 1.50	19MM	16MM
Volvo	C30	2012	3838	Open Bulge	Ch	12MM X 1.50	19MM	21MM
Volvo	C30	2007-2008	3892	Modified Acorn	Ch	12MM X 1.50	21MM	29MM
Volvo	C30	2008	3892	Modified Acorn	Ch	12MM X 1.50	21MM	29MM
Volvo	C30	2012	6117	Dome Top Bulge Retainer	Ch	12MM X 1.50	19MM	35MM
Volvo	C30	2007-2010	6122	Acorn Bulge Aluminum Wheels	Ch	12MM X 1.50	19MM	31MM
Volvo	C30	2012	6146	Short MAG w/Washer	Ch	12MM X 1.50	21MM	42MM
Volvo	C70	2000-2013	3804	Open Standard	Zi	12MM X 1.50	19MM	16MM
Volvo	C70	2000-2013	3805	Chrome Acorn	Ch	12MM X 1.50	19MM	35MM
Volvo	C70	2012	3838	Open Bulge	Ch	12MM X 1.50	19MM	21MM
Volvo	C70	2012	3892	Modified Acorn	Ch	12MM X 1.50	21MM	29MM
Volvo	C70	2012	3892	Modified Acorn	Ch	12MM X 1.50	21MM	29MM
Volvo	C70	2012	6117	Dome Top Bulge Retainer	Ch	12MM X 1.50	19MM	35MM
Volvo	C70	2006-2010	6122	Acorn Bulge Aluminum Wheels	Ch	12MM X 1.50	19MM	31MM
Volvo	C70	2012	6146	Short MAG w/Washer	Ch	12MM X 1.50	21MM	42MM
Volvo	S40	2004-2011	3804	Open Standard	Zi	12MM X 1.50	19MM	16MM
Volvo	S40	2000-2003	3848	Open Bulge	Zi	12MM X 1.50	21MM	16MM
Volvo	S40	2004-2011	6122	Acorn Bulge Aluminum Wheels	Ch	12MM X 1.50	19MM	31MM
Volvo	S70	2000	3804	Open Standard	Zi	12MM X 1.50	19MM	16MM
Volvo	S70	2000	3805	Chrome Acorn	Ch	12MM X 1.50	19MM	35MM
Volvo	V40	2000-2003	3848	Open Bulge	Zi	12MM X 1.50	21MM	16MM
Volvo	V50	2005-2011	3804	Open Standard	Zi	12MM X 1.50	19MM	16MM
Volvo	V50	2005-2011	6122	Acorn Bulge Aluminum Wheels	Ch	12MM X 1.50	19MM	31MM



FMSI EDELMANN FITTINGS

PROBLEM SOLVING AUTOMOTIVE HARDWARE

CANADA OFFICE: 1070 HERITAGE ROAD, BURLINGTON, ON L7L4X9 • USA OFFICE: 1550 FRANKLIN GROVE ROAD, DIXON, IL 61021
TOLL FREE: 800.651.7445 • FAX: 905.335.1829 • EMAIL: INFO@FMSIINC.COM • WEBSITE: FMSIINC.COM